



OSPD 2024 ANNUAL BOARD REPORT TABLE OF CONTENTS

OSPD AGENCY REPORTS

<u>Foreword: State Public Defender Rémy Voisin Starns</u>	1
<u>OSPD CY 2024 Recommendations for Needed Changes in the Law</u>	3
<u>2024 Annual Report Update on Strategic Planning Implementation</u>	5
<u>Board of Directors</u>	8
<u>LPDB Divisional Chart</u>	9
<u>OSPD Divisional Chart</u>	10
<u>Rémy Voisin Starns, Biography</u>	11
<u>Contract Program Descriptions and Summaries</u>	12
<u>OSPD Divisional Officer Annual Summary Reports</u>	15
<u>Public Defense Expenditures for FY 2024</u>	28

<u>Public Defender Office</u> <u>Caseloads, Expenditures and Funding CY 2024</u>	29
---	----

<u>All Districts Aggregate</u> <u>Caseloads and Outcomes CY 2024</u>	31
---	----

DISTRICT DEFENDER OFFICE REPORTS

<u>District Reports Data Collection Methodology</u>	35
<u>District 1</u>	38
<u>District 2</u>	52
<u>District 3</u>	65
<u>District 4</u>	78
<u>District 5</u>	91
<u>District 6</u>	104
<u>District 7</u>	117
<u>District 8</u>	130
<u>District 9</u>	143
<u>District 10</u>	157
<u>District 11</u>	170
<u>District 12</u>	183
<u>District 13</u>	196
<u>District 14</u>	209
<u>District 15</u>	222
<u>District 16</u>	236
<u>District 17</u>	250
<u>District 18</u>	263
<u>District 19</u>	276
<u>District 20</u>	289
<u>District 21</u>	302
<u>District 22</u>	315
<u>District 23</u>	330
<u>District 24</u>	344
<u>District 25</u>	357
<u>District 26</u>	370
<u>District 27</u>	384
<u>District 28</u>	397
<u>District 29</u>	410
<u>District 30</u>	423
<u>District 31</u>	436
<u>District 32</u>	449
<u>District 33</u>	462
<u>District 34</u>	475
<u>District 35</u>	489
<u>District 36</u>	502

District 37..... 515

District 38..... 528

District 39..... 541

District 40 554

District 41 568

District 42 584

OFFICE OF THE STATE PUBLIC DEFENDER



Jeff Landry
Governor

Rémy Voisin Starns
State Public Defender

January 31, 2025

The Honorable Phillip DeVillier
Speaker, Louisiana House of Representatives
Louisiana State Capitol
900 N 3rd Street
P.O. Box 94062
Baton Rouge, Louisiana 70804

The Honorable Cameron Henry
President, Louisiana State Senate
Louisiana State Capitol
900 N 3rd Street
P.O. Box 94183
Baton Rouge, Louisiana 70804

RE: 2024 Annual Report of the Louisiana Public Defender Board

Speaker DeVillier, President Henry, members of the Louisiana legislature:

In 2024, the Louisiana Public Defender System represented over 146,000 people statewide through the efforts of over 880 public defenders and over 400 support staff without any waitlists in either capital or noncapital cases.

Louisiana needs a criminal justice system it can pay for and a reliable, renewable, sufficient funding source or sources independent of the state general fund with which to pay for it.

Towards that goal, the Louisiana Legislature provided some of the most significant and needed public defense reforms in state history. Act 22 reformed La. R.S. 15:141 *et seq.* (“The Louisiana Public Defender Act”) by creating the “Office of the State Public Defender” (“OSPD”) and abolishing the Louisiana Public Defender Board (“LPDB”). Act 22 shifted the regulatory, budgeting, and supervisory authority formerly exercised by the LPDB to the new OSPD. Act 22 created a new board to provide oversight for a few specifically identified areas.

Governor Jeff Landry appointed me the State Public Defender effective March 21, 2024. As the agency transitions to meet the mandates of Act 22, we are increasing our capacity to ensure compliance with laws and regulations in cost-effective and fiscally responsible ways.

Thank you for your leadership. I look forward to working with each of you and your colleagues toward our common goal of a criminal justice system that can operate properly for the benefit of all of Louisiana including the indigent people accused of crimes.

Sincerely,



Rémy Voisin Starns
State Public Defender

RVS/ag

CC:

Hon. Jeff Landry
Hon. Taylor Barras
Hon. Debbie Villio
Hon. Mike Reese
Hon. John C. "Jay" Morris
Hon. John L. Weimer

OSPD CY 2024 RECOMMENDATIONS FOR NEEDED CHANGES IN THE LAW

- 1) Amend all references to the “Louisiana Public Defender Board” in the law, replacing such references with “Office of the State Public Defender.”
- 2) Creation of a stable, reliable, sufficient funding source for public defense.
 - a. Provide a stable, reliable, sufficient funding source for public defense, including resources to conduct investigative work, utilize experts, and seek appellate review. This would improve services provided to individuals charged with crimes or delinquent offenses and potentially decrease the likelihood of an innocent person being convicted of a crime.
 - b. Provide increased funding for indigent parent representation. Increased investment in parent representation will allow the State to access partial matching funds from Title IV-E, which now allows states to include parent and child representation in its funding claim.
- 3) Focus on non-carceral, rehabilitative interventions

We urge the legislature to review all laws that affect the criminal justice system with an eye toward de-emphasizing incarceration as a first, or only, option. Rather, we urge an emphasis on amending La.Cr.Pro. Articles 902 and 903 to provide tools and services that make Louisiana safer by reducing crime, improving lives, and creating productive citizens. These positive outcomes can come from a criminal justice system that focuses on exploring the roots of behaviors known to drive recidivism such as: undiagnosed/untreated mental health issues, untreated drug addiction, and lack of education/job skills.

Louisiana cannot incarcerate itself out of these problems. Further, focusing on incarceration alone subjects the State of Louisiana to increased costs. For example, when a person has untreated or undiagnosed schizophrenia or PTSD from military service and commits an offense, he should be treated appropriately for these conditions. Prisons, which are ill-equipped to deal with this type of issue, should not be a substitute for necessary mental health treatment. The same is true for people addicted to opioids or other substances. Prison does not provide the appropriate resources to fix the underlying problem. This in turn increases the likelihood that the individual will engage in future illegal activity, which contributes to the rate of recidivism. This suggests that the criminal justice system is not working for many of the offenders who enter the system. Our failure to address the underlying causes of incarceration results not only in economic costs but also negatively impacts the incarcerated individual’s family, friends, and community. Together, we can address these drivers of recidivism and reduce the exorbitant costs of incarceration while building individuals into productive, well-adjusted citizens. This is perhaps the greatest opportunity for societal improvement and savings of public dollars in all of Louisiana.

Such a major improvement cannot be accomplished at the margins. We must reimagine the operation of the criminal justice system and re-prioritize the allocation of resources - away

OSPD CY 2024 RECOMMENDATIONS FOR NEEDED CHANGES IN THE LAW

from retributive interventions such as jails and prisons and towards rehabilitative interventions. We believe that this initiative will positively impact all corners of the criminal justice system, from defenders to judges, prosecutors, prison officials, probation officers, and the Louisiana citizenry at large.

- 4) Preserve state resources by eliminating the death penalty as a sentencing option in current and future cases, and provide for resentencing of inmates currently under a sentence of death to a life sentence. Cases with a possible death verdict are extraordinarily expensive to prosecute and defend, and if a sentence of death is imposed, expensive to house the person in prison.
- 5) Amend 15:529.1(c) to provide for a shortened cleansing time for prior convictions to be used to enhance sentences.
- 6) Eliminate life without parole sentences for offenses committed prior to the offender turning 17 years old.
- 7) Amend 39:100.210(C)(2)(c) to provide that any funds distributed to the Office of the State Public Defender through the vape tax be used to cover salary and benefits for district personnel.
- 8) Create a statute providing that no fees or bonds for costs shall be required for a criminal appeal or writ as long as the prisoner meets all requirements for proceeding in “forma pauperis.”

2024 ANNUAL REPORT UPDATE ON STRATEGIC PLANNING IMPLEMENTATION (as required by La. R.S. 39:31)

The vision of the Office of the State Public Defender is:

Through the untiring efforts of well-trained, professional public defenders, the Office of the State Public Defender (OSPD) provides zealous advocacy on behalf of indigent persons accused of crimes.

The mission of the Office of the State Public Defender is:

The Office of the State Public Defender (OSPD) regulates the delivery of legal services for indigent persons accused of crimes through dedicated, well-trained, and talented public defenders and support staff in all 64 parishes.

Goal 1/5 Ensure that adequate public funding of the right to counsel is provided and managed in a cost-effective and fiscally responsible manner.

- Submitted FY26 budget request to the Division of Administration for Legislative consideration.
- Maintained an agreement with the Department of Children and Family Services (DCFS) that will allow the Board to access federal matching funds to support representation in Child in Need of Care and Termination of Parental Rights cases through the Title IV-E program.
- Maintained online financial and personnel compensation reporting tools.
- Continued monthly financial reporting of all Monthly Financial Reports submitted by the districts.
- Continued collecting Title IV-E funding to support parent representation in Child in Need of Care and Termination of Parental Rights cases. A portion of the funds were used to continue a CINC Appellate Project which contracts with three appellate attorneys to consult with trial counsel and provide appellate services in CINC and TPR cases. The rest has been or will be disbursed to the districts to support enhanced parent representation.
- Conducted outreach meetings with the Governor's Office, Division of Administration, Louisiana Supreme Court, and Legislators to discuss Louisiana's inadequate, unreliable, and unstable funding stream.
- Provided data that supports the conversion of the Criminal Justice System from an incarceration first model to one that prioritizes rehabilitation.
- Worked in collaboration with various task forces and committees to improve the administration of criminal and juvenile justice throughout Louisiana, including:
 - Child Protection Representation Commission (member)
 - Children's Justice Act Task Force (member)
 - Council on the Children of Incarcerated Parents and Caregivers (member)
 - Drug and Specialty Courts Commission (member)
 - Families and Friends of Louisiana's Incarcerated Children (board member)
 - HOPE Advisory Council (member)
 - Human Trafficking Prevention Commission (member)
 - Human Trafficking Prevention Advisory Board (member)
 - Juvenile Justice Reform Act Implementation Commission (member)

2024 ANNUAL REPORT UPDATE ON STRATEGIC PLANNING IMPLEMENTATION (as required by La. R.S. 39:31)

- Louisiana Commission on Law Enforcement and the Administration of Justice (commission member)
- Louisiana Court Improvement Program Advisory Committee (member)
- Louisiana Drug Policy Board (member)
- Louisiana Law Institute Children's Code Committee (co-reporter)
- Louisiana Sentencing Commission (commission member)
- Louisiana State Bar Association Children's Law Committee (member)
- Louisiana State Law Institute
- Pelican Center for Children and Families (board member)
- Pelican Center Legislative Task Force (member)
- Reentry Advisory Council (member)
- Gault Center Southern Region Advisory Commission (member)
- Task Force on Juvenile Justice Facility Standards
- Task Force on Juvenile Offender Policies

Goal 2/5 Establish a flexible delivery system that is responsive to and respectful of jurisdictional variances and local community needs and interests.

- Developed a District Defender compensation plan that ensures that personnel expenditures do not exceed available funding.
- Conducted a statewide tour, meeting with each chief, to discuss the State Public Defender's proposed compensation plan.

Goal 3/5 Ensure that the right to counsel is delivered by qualified and competent counsel in a manner that is fair and consistent throughout the state.

As required by Louisiana Revised Statute 15:147(B)(20), OSPD is contracting with the University of Louisiana at Monroe (ULM) to conduct both in person and virtual training across the state. ULM has conducted 39 trainings in calendar year 2024.

The State Office conducted two District Financial Trainings that were attended by every District Defender and staff/contractors who handle the office's financial reporting. These trainings were held on the following dates:

- District Financial Training Part I (December 3, 2024)
- District Financial Training Part II (December 10, 2024)

The Juvenile Division conducted its own trainings this year. These were a mix of both virtual and in-person offerings, and included CINC/TPR Appeals (Zoom) on May 30, 2024 attended by 28 people and the in-person Adolescents in Foster Care Summit on July 24, 2024 in Baton Rouge, attended by 52.

2024 ANNUAL REPORT UPDATE ON STRATEGIC PLANNING IMPLEMENTATION (as required by La. R.S. 39:31)

Goal 4/5 Provide statewide oversight that ensures all indigent persons who are eligible to have appointed counsel at public expense receive effective assistance of counsel at each critical stage of the proceeding.

- Continued regular site visits in districts/programs across Louisiana to evaluate office functionality and attorney performance per a formal site visit protocol.
- As part of OSPD's transition plan, the agency's Table of Organization has been amended to greater emphasize field supervision and oversight, through the creation of new positions and re-envisioning others.

Goal 5/5 Provide for the ability to collect and verify objective statistical data needed to assist state policymakers in making informed decisions.

- Provided Case Management (CMS) trainings and hand-on assistance for data entry personnel.
- Updated materials/tutorials on the Case Management System, database management, excel documents, and other relevant/requested software.
- Monitored the Issue Tracker System for data entry personnel to make requests, provide feedback or solicit support.
- Evaluated technology needs through state annual reports and budget submissions.
- Managed a juvenile defender listserv to maximize cross-district learning and foster professional relationships among the defender community.
- Maintained a fully web-based Continuity of Operations Plan (COOP) communications system which allows displaced and mobile district management to e-message with state-level officers, board members, and with each other from any computer or handheld device with internet access.

**LOUISIANA PUBLIC DEFENDER BOARD
DIRECTORS**

July 1, 2023 – March 20, 2024

(LPDB was abolished March 20, 2024 – Act 22 of the Regular Legislative Session)

HOLLY HOWAT, Ph.D.

Chairwoman

Designated Chair by Governor: 11/03/2023, resigned 02/22/2024

Zita Jackson Andrus

Attorney at Law

4322 Crossington Street

Lake Charles, LA 70605

Appointed by: Chief Justice, Supreme Court

Term: 08/01/2016 – 07/31/2020

Reappointed: 04/23/2021-03/20/2024

Hon. Louis R. (Lou) Daniel (Ret.)

6217 Beau Douglas Avenue

Gonzales, LA 70737

Appointed by: Chief Justice, Supreme Court

Term: 06/15/2022-03/20/2024

Hon. Charles Porter (Ret.)

1014 Loreauville Rd.

New Iberia, LA 70563

Appointed by: Chief Justice, Supreme Court

Term: 06/01/2023-03/20/2024

Hon. Frank H. Thaxton, III (Ret.)

5860 S Lakeshore Dr., Apt 6

Shreveport LA, 71119

Appointed by: Chief Justice, Supreme Court

Term: 05/16/2022-03/20/2024

Edwin T. Murray

Attorney at Law

3110 Trafalgar Street

New Orleans, LA 70119

Appointed by: Speaker of the House

Term: 10/17/2023–03/20/2024

C. Frank Holthaus

Attorney at Law

4607 Bluebonnet Boulevard, Suite B

Baton Rouge, LA 70809

Appointed by: President of the Senate

*Terms: 02/04/2010 – 02/03/2013; 02/02/2013 – 02/01/2017;
02/02/2017 - 02/01/2021*

Reappointed: 02/02/2021–03/20/2024

(Chairman: 11/28/2016-6/28/2021)

Adreja L.A. Boutté

Attorney at Law

12063 Mirkwood Avenue

Baton Rouge, LA 70810

Appointed by: Governor

Appellate District 1

Term: 04/28/2023-03/20/2024

Lavalle B. Salomon

Attorney at Law

P. O. Box 14596

Monroe, LA 71207

Appointed by: Governor

Appellate District 2

Term: 11/10/2023-03/20/2024

Holly Howat, Ph.D.

Non-Profit Administrator

129 Onyx Street

Lafayette, LA 70506

Appointed by: Governor

Appellate District 3

Term: 08/06/2021-02/22/2024 (resigned)

Designated Chair: 11/03/2023

P. Lindsey Williams

Attorney at Law

631 St. Charles Avenue

New Orleans, LA 70130

Appointed by: Governor

Appellate District 4

Term: 11/03/2023–03/20/2024

Patrick J. Fanning

Attorney at Law

930 Emerald Street

New Orleans, LA 70124

Appointed by: Governor

Appellate District 5

Terms: 09/27/2016 – 09/26/2017; 10/27/2017-09/26/2021

Reappointed: 09/27/2021-03/20/2024

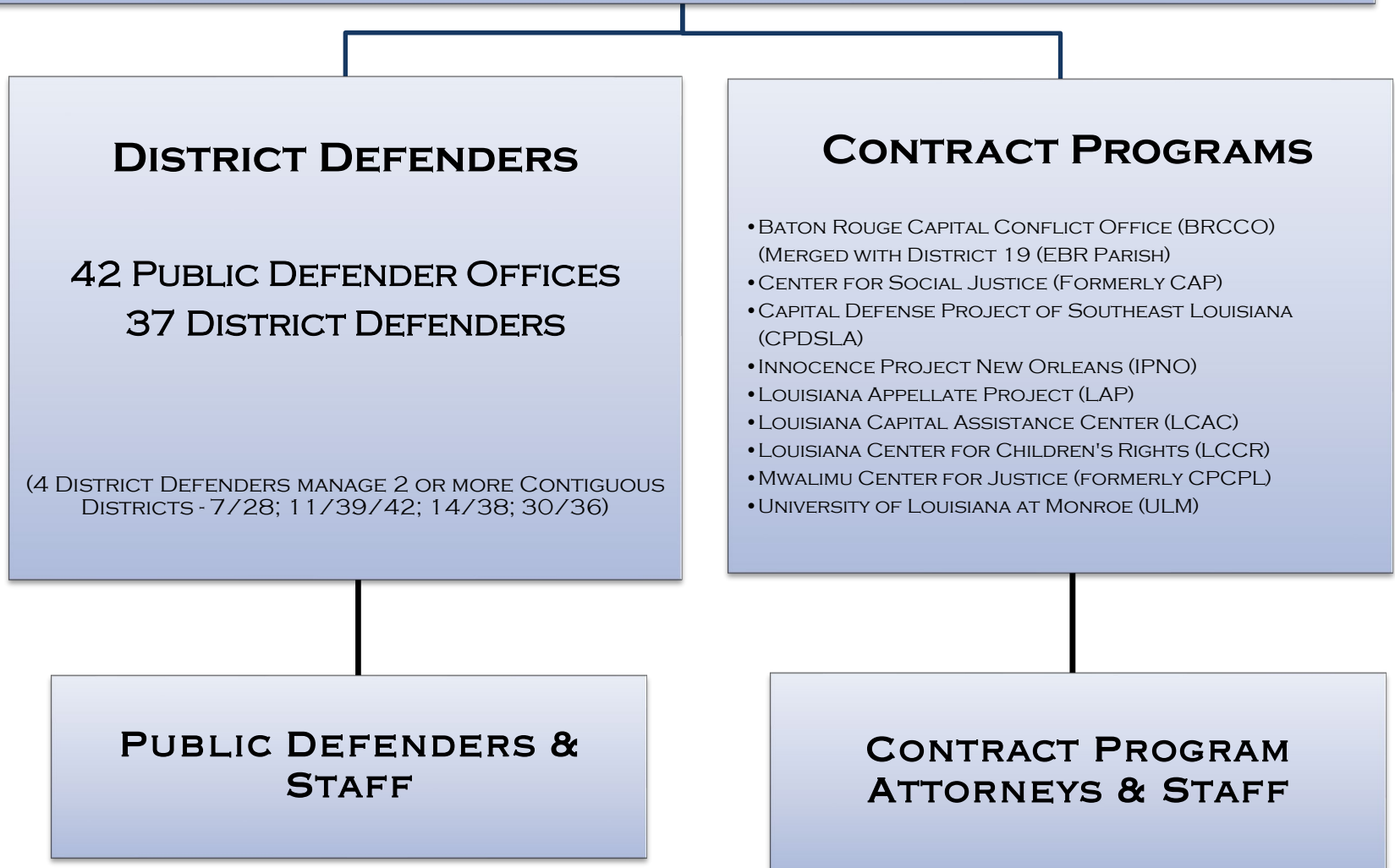
LOUISIANA PUBLIC DEFENDER BOARD (11 MEMBERS)

AND

STAFF (17 T.O.)

JULY 1, 2023 - MARCH 20, 2024*

**LPDB WAS ABOLISHED MARCH 20, 2024 BY ACT 22 OF THE 2024 REGULAR LEGISLATIVE SESSION)*



OFFICE OF THE GOVERNOR, JEFF LANDRY

OFFICE OF THE STATE PUBLIC DEFENDER

March 20, 2024 – June 30, 2024*

OSPD was created March 20, 2024 by Act 22 of the Regular Legislative Session replacing LPDB

Table of Organization - 17

RÉMY VOISIN STARNs

State Public Defender

Classified, Executive

Paula Miles, General Counsel
Ara Riley, Budget Administrator

Unclassified Executive

Tina Darensbourg, Juvenile Dir.
Anne Gwin, SPD Exec. Asst.
Michael A. Mitchell, Trial Compliance
Tiffany Simpson, Juvenile Compliance
Erik Stilling, ITM Director
Vacant, Director of Training

Classified Administrative

Gina Carley, ITM Asst.
Denise Ellington, Accountant
Delisle George, Capital Asst.
Julie Gregory, Adm. Prog. Spec.
Chase May, IT Analyst
Hannah Rogers, Purchasing
Vacant, Policy Planner
Vacant, Auditor

DISTRICT DEFENDERS

42 Public Defender Offices (PDOs)

37 District Defenders

(4 District Defenders Manage 2 or More Contiguous Districts: 7/28;
11/39/42; 14/38; 30/36)

PUBLIC DEFENDERS AND
STAFF

CONTRACT PROGRAMS

- Baton Rouge Capital Conflict Office (BRCCO)
(Merged with District 19 (EBR Parish))
- Center for Social Justice (Formerly CAP)
- Capital Defense Project of Southeast Louisiana
(CPDSLA)
- Innocence Project New Orleans (IPNO)
- Louisiana Appellate Project (LAP)
- Louisiana Capital Assistance Center (LCAC)
- Louisiana Center for Children's Rights (LCCR)
- Mwalimu Center for Justice (formerly CPCPL)
- University of Louisiana at Monroe (ULM)
- Louisiana Writ Project (LAWS)

CONTRACT PROGRAM
ATTORNEYS AND STAFF

LOUISIANA PUBLIC DEFENDER BOARD
STATE PUBLIC DEFENDER

January 16, 2020 - Present

Rémy Voisin Starns
Baton Rouge, Louisiana

Rémy Voisin Starns (pronunciation of name is: **ray'**·me) is the State Public Defender. As the State Public Defender, Mr. Starns oversees the entire 64-parish public defense system in Louisiana which represents almost 88% of all persons accused of crimes statewide.

Prior to his appointment as State Public Defender, Mr. Starns was an assistant district attorney in Avoyelles Parish and practiced civil and criminal law in a wide range of matters in both state and federal court.

Mr. Starns graduated from LSU in 1993 with a Bachelor of Arts in political science with minors in Latin and Classical Civilization and lettered on the football team. Mr. Starns holds law degrees from Loyola University New Orleans School of Law and Tulane Law School.

OFFICE OF THE STATE PUBLIC DEFENDER CONTRACT PROGRAMS (CY24)

Public Defenders represent more than 142,000 people annually throughout the 42 districts and 64 parishes of Louisiana. The Office of the State Public Defender has a legislative mandate to provide representation, but it does not have the authority to provide direct client representation or hire public defender staff. The Office has contracted with eight private law firms, as permitted by La. R.S. 15:147 (C)(1), to represent indigent people in delinquency, capital, and appellate cases. In addition, the Office is required by La. R.S. 15:169 and 15:178 to appoint counsel for appellate and post-conviction cases in which a death sentence has been imposed at the trial level.

The OSPD's contracts with each program office contain provisions for monthly reporting to the OSPD and audits by the Legislative Auditor. They also provide for compliance with performance standards enforceable by the Office, and for termination of the contracts for failure to meet Office requirements. These requirements include adhering to the ethical rules of the Louisiana Supreme Court, violations of which may result in termination of the contracts.

The programs are as follows:

BATON ROUGE CAPITAL CONFLICT OFFICE (BRCCO)

Kyla Blanchard-Romanach is the Director of BRCCO. BRCCO employs the team approach to capital defense as required by the Capital Guidelines. The office includes a staff of attorneys, mitigation specialists, and investigators, thereby promoting cost-efficiency. The office is currently handling cases throughout the state in an effort to ensure that all defendants facing the death penalty are represented by certified counsel. On December 1, 2023 BRCCO merged with the District 19 (East Baton Rouge Parish) Office of the Public Defender creating capital capacity in that office.

CAPITAL DEFENSE PROJECT OF SOUTHEAST LOUISIANA (CDPSELA or CDP)

CDP is set up for the primary purpose of providing capital case defense representation to those persons accused of offenses for which the State of Louisiana may seek the death penalty as punishment if the person is found guilty of having committed a capital offense. CDP is led by its director, Kerry Cuccia. Originally, the primary responsibility of CDP was to handle cases in which the Orleans Public Defender Office (OPD) was excluded because of conflicts. However, CDP has provided and continues to provide representation for indigent clients facing the death penalty throughout the state.

CAPITAL POST-CONVICTION PROJECT OF LOUISIANA ("CPCPL" DBA MWALIMU CENTER OF JUSTICE)

This organization handles capital post-conviction representation of indigent defendants whose cases have progressed through the trial and appellate levels. CPCPL staff attorneys have successfully represented several clients whose cases were overturned for such reasons as ineffective assistance of counsel at the guilt and/or penalty phase of trial, failure by prosecutors to disclose important evidence, newly discovered evidence of innocence and evidence adduced as a

OFFICE OF THE STATE PUBLIC DEFENDER CONTRACT PROGRAMS (CY24)

result of junk science. CPCPL also handles direct capital appeals when the Capital Appeals Project has a conflict of interest or there are co-defendants in a single case.

In 2020, Matilde Carbia took the helm at CPCPL. She and her staff work on as many cases as they can ethically handle at any particular time. The program also monitors cases in the pipeline in order to keep track of future needs.

THE LOYOLA CENTER FOR SOCIAL JUSTICE (CSJ) *(formerly CAP)*

The Center for Social Justice is based at Loyola University College of Law in New Orleans, Louisiana that provides capital appellate and post-conviction representation to indigent people on Louisiana's death row, as well as juveniles facing sentences of life without parole. CSJ is the sole office that handles capital appeals for the state as well as conflict and necessary capital post-conviction representation. CSJ additionally is tasked with representing clients in their *Montgomery* hearings. CSJ staff include attorneys, mitigation specialists and investigators. CSJ provides high-quality representation to a full caseload of clients in state courts throughout Louisiana, with the assistance of students at Loyola, and seeks to train the next generation of capital defenders.

LOUISIANA APPELLATE PROJECT (LAP)

Christopher Aberle is the director of the Louisiana Appellate Project. The LAP provides appellate representation for indigent defendants in all non-capital felony appeals arising from all of the districts. The LAP also represents youths in appeals of felony-grade delinquency adjudications. The Office of the State Public Defender has contracted with the LAP to provide these appellate services for the district offices.

LOUISIANA CAPITAL ASSISTANCE CENTER (LCAC)

LCAC is a not-for-profit law office specializing in representing indigent capital defendants. Founded 30 years ago, the LCAC has served poor people in Louisiana facing capital prosecutions or execution throughout that time.

LCAC provides direct services statewide, representing indigent capital defendants following arrest all the way through trial, as well as providing representation at motion for new trial and on direct appeal as needed. Pursuant to its contract, LCAC also serves as resource counsel to provisionally certified defense lawyers pursuant to Capital Defense Guideline 915(G)(2). This service is essential to educating, mentoring, and overseeing the work of provisionally certified counsel to ensure the delivery of quality legal representation and the growth of a new generation of capital defenders. LCAC provides general support services to other organizations and often is able to ameliorate crises faced by counsel. Over its three decades of work in Louisiana, LCAC also has a strong record of supporting the work of local defenders tasked with capital representation.

Richard Bourke serves as director of LCAC and employs a staff of lawyers, mitigation specialists, and investigators. In addition to its direct representation, the program provides leadership, mentoring, and guidance to the capital defense community. LCAC has influenced capital

OFFICE OF THE STATE PUBLIC DEFENDER CONTRACT PROGRAMS (CY24)

representation after the restoration of the death penalty in the South. Based on its reputation, LCAC attracts interns, law students, and lawyers from around the world to volunteer their services to LCAC and its clients.

LOUISIANA CENTER FOR CHILDREN’S RIGHTS (LCCR)

OSPD contracts with The Louisiana Center for Children’s Rights (LCCR) to handle *Miller v. Alabama* cases and *Montgomery v. Louisiana* cases and also juvenile delinquency cases in Orleans Parish. The contract with LCCR ended on June 30, 2024. Going forward those cases will be handled by the individual district public defender offices.

INNOCENCE PROJECT NEW ORLEANS (IPNO)

The Office of the State Public Defender has a contract for partial funding of the Innocence Project New Orleans (IPNO) which, since its inception in 2001, has won the freedom or exoneration of 46 wrongfully convicted individuals who collectively spent more than 1,132 years in prison for crimes they did not commit. IPNO is one of the most successful innocence organizations in the country. IPNO also advocates for systemic changes to decrease the risk of wrongful convictions. The Executive Director of IPNO is Jee Park.

LOUISIANA WRIT SERVICE (LaWS)

The OSPD contracts with attorneys to take writs in the appropriate courts of Appeal and the Louisiana Supreme Court.

DIVISIONAL OFFICER ANNUAL SUMMARY REPORTS (CY24)

Divisional Highlights in CY 2024

Budget

- Developed and successfully submitted the FY26 \$50.9M OSPD budget to the Division of Administration
- Contracted with DCFS for Title IV-E federal funding for special juvenile related projects
- Awarded \$74K+ LCLE to fund a financial auditor contract position to enhance the SPD's oversight capacity

Compliance

- Continuously monitored district case and financial data entry into the state office's database
- Conducted numerous on-site, zoom and live court observation compliance inquiries of district offices following the office's Comprehensive Site Visit Protocol
- In collaboration with the other office divisions and with the University of Louisiana at Monroe, more than 40 trainings between May and December of 2024

Information and Technology Management (ITM)

- Produced and disseminated the SPD's 700+ page 2023 Annual Report to the legislature between January 3rd and January 31, 2024
- Conducted 2 Zoom-based statewide database trainings for 136 office managers, district defenders and accountants and one in-person database training at the PDAL Conference in Lake Charles, and 37 individual District Defender Compensation Plan presentations at numerous sites across the state
- Supported the development and deployment of the new website spearheaded by Dr. Tiffany Simpson

Juvenile

- Hired Tina Dennis Darensbourg, JD, as Director of Juvenile Defender Services
- Conducted the 2nd Annual Office of the State Public Defender Summit - Training for Juvenile Defenders and Juvenile Attorneys
- Provided support and oversight for the SPD's CINC Appellate Project resulting in increased appeals and funded through a federal grant

DIVISIONAL OFFICER ANNUAL SUMMARY REPORTS (CY24)

Divisional Highlights in CY 2024

Training

- Conducted training for 80 Juvenile and CINC line defenders in May and July of 2024
- Provided support and oversight for the joint OSPD-University of Louisiana at Monroe Training Program serving more than 355 attendees from January through December
- Provided support for the SPD's Zoom-based statewide financial database trainings in December

Capital

- Monitored and supported the Capital trial-level programs successfully avoiding any waitlists
- Solicited, received, reviewed, and approved or denied Applications for Certification for Capital Case Representation from attorneys seeking certification
- Managed the Capital Expert Witness Fund and the Non-Capital Expert Witness Fund evaluating requests for expert witness funding, and monitoring payments to experts if funded

Special Projects (Newsletter & OSPD transition)

- Spearheaded the development and successful launch of the OSPD's new website
- Produced and published via email the SPD's monthly newsletter online from January through December
- Organized, facilitated, and moderated the zoom-based statewide financial management database training in December

DIVISIONAL OFFICER ANNUAL SUMMARY REPORTS (CY24)

Budget Report

The appropriation for FY24 was \$51,463,845. Additionally, the State Public Defender Rémy Starns (SPD) secured the following grants during Calendar Year 2024:

1. Office of Justice Programs (OJP), U.S. Department of Justice (DOJ) awarded OSPD a grant under the funding opportunity entitled Office of Juvenile Justice and Delinquency Prevention Enhancing Juvenile Indigent Defense, in the amount of \$425,381 over a three-year period. The grant period is from October 1, 2024, through September 30, 2027. For FY25, we have budgeted \$75,823 for this program.
2. The Department of Children and Family Services contracts with OSPD to allow public defenders access to federal Title IV-E reimbursement for the claimable expenses for representing parents. This program started in 2020 following a change in the federal regulations governing Title IV-E claims that redefined “foster care expenses” to include representation for children and parents. We anticipate receiving approximately \$ 750,000 in federal funds in FY25, which are used to support an appellate unit for CINC and TPR cases and multidisciplinary projects in several districts.
3. The Louisiana Commission on Law Enforcement (LCLE) awarded OSPD a grant in the amount of \$74,999 for a financial auditor to review and assist districts in completing their monthly financial reports.

To date, all grant activities including timely and accurate submission of monthly billing have been completed.

Our appropriated budget for FY25 was \$48,085,365. The Joint Legislative Committee on the Budget gave OSPD approval to carry-forward funds from FY24 in the amount of \$757,438. OSPD’s current FY25 existing operating budget is \$ 48,842,803.

The SPD submitted the FY26 OSPD operating budget request to the State of Louisiana’s Office of Planning and Budget on November 1, 2024. The budget request for FY26, which begins July 1, 2025, is \$50,986,132. Included in the request is an increase to the Louisiana Public Defender Fund of \$2.1M (million) (rounded) which includes a \$1.3M increase to the District Assistance Fund.

Compliance – Trial-Level Report

Pursuant to La. R.S. 15:157, the Trial-Level Compliance Officer (TLCO) is responsible for coordinating oversight efforts of the State Office. Michael A. Mitchell continues to perform the duties of the Trial Level Compliance Officer for the State Office.

In CY24, TLCO continues to monitor database compliance. The continuing goal is to obtain accurate figures on the numbers and types of cases handled in each district and assist District Chiefs in monitoring the frequency of visits with incarcerated clients. Additionally, State Office

DIVISIONAL OFFICER ANNUAL SUMMARY REPORTS (CY24)

staff, in partnering with District Chiefs and their staff, worked tirelessly to account for all cases within the database, whether active or closed. We continue to significantly improve data collection and accountability through a joint effort and cooperation.

Staff use a variety of tools to monitor compliance in the field, including frequent visits to the district offices, database review, telephone, and Zoom communication, and the State Office's Comprehensive Site Visit Protocol. These protocols include a combination of database and reporting review, court observation, file review, employee and stakeholder surveys, input, and interviews with the District Defender and district office staff.

Pursuant to La. R.S. 15:148(4) and Office policy, TLCO Mitchell reviewed, investigated, and responded to client complaints received from districts statewide.

Pursuant to La. R.S.15:147(B)(20) and Office Policy, the SPD has contracted with University of Louisiana at Monroe (ULM) to create a program to continue the extensive training program. ULM provided the delivery of experienced legal information dissemination by seasoned legal professionals in the form of frequent training sessions for district line defenders. ULM employed a cast of seasoned attorneys to lead these training sessions. Additionally, ULM has divided the state into seven (7) Regions and has elicited the assistance of seasoned attorneys from each region to assist the instructor in leading these sessions. These training courses may range from database training to Jury Selection. ULM hosted a variety of live and remote trainings. Thirty-one of the forty-two districts in the State sent at least one defender to at least one ULM training.

The Office of the State Public Defender presented two district Financial Trainings via Zoom on December 3 and 10, 2024 with 136 participants in attendance for each training.

Information and Technology Management (ITM) Report

In Calendar Year 2024, between January 4th and February 1st, the SPD and ITM Division spearheaded the production and dissemination of the State Public Defender's (SPD) 700+ page Annual Report to the Legislature in collaboration with the entire staff as well as all 42 district offices of the public defenders. Each district office produced three reports to the staff providing a summary of each district office's physical, fiscal, and human resources and procedures - all due to the State Public Defender between January 10th and 15th so that the proofreading, layout and formatting, printing, binding and digital dissemination could be completed by the February 1st deadline set by statute. Also, the SPD staff produced a 48-page overview of the agency and individual divisional reports as well as numerous other statewide reports on client counts, cases and charges counts, and fiscal activity. Despite the extremely tight deadline, the report had been considered by the Division of Administration (DoA) as the "Gold Standard of Annual Reports" among state agencies for several years running.

In the 2024 calendar year, under the direction of the State Public Defender, the ITM Officer Dr. Erik Stilling, and the ITM Division staff continued the development of several on-going projects and initiated several new projects, some of which are still under development.

DIVISIONAL OFFICER ANNUAL SUMMARY REPORTS (CY24)

Most notably, the ITM Division completed the “de-bugging” highly customized defenderData Version 7.0 Case Management System and Financial Management System. This was done in large part through the ITM staff’s weekly meetings with the project leaders of the software vendor, JusticeWorks, and district office staff, tweaking and polishing existing functionalities as well as producing entirely new features. In August 2024, the ITM Division presented a Zoom-based training for district-level database users and in November 2024, the division participated in a statewide in-person training at the Public Defenders Association of Louisiana’s (PDAL) annual meeting in Lake Charles.

The staff developed numerous graphically illustrated tutorials on various features of the database including compensation reporting, harassment prevention reporting, harassment incident reporting, pro forma budgeting and final budgeting (among other topics) and presented trainings to users on these database features and made presentations on these in a series of trainings conducted by the OSPD on December 3 and 10, 2024.

Also, staff deployed the new single-page data entry feature for Capital Program Office data collection and a detailed Capital Case Monthly Report which was developed in collaboration with Dr. Tiffany Simpson (the agency’s Legislative Liaison), Mr. Michael Mitchell, and several district chief district defenders.

The office worked closely with Dr. Tiffany Simpson, the Legislative Liaison/Special Projects Director, who spearheaded the development and deployment of the new OSPD website, particularly providing digital artwork and technological support.

ITM worked closely with the State Public Defender, the Trial-Level Compliance Officer and other OSPD executives in the maintenance of a tracking system for O-level funding requests and disbursements. Additionally, ITM staff has helped implement the statewide monthly newsletter under the direction of the State Public Defender and the Legislative Liaison Officer.

Also, the ITM director worked closely with the State Public Defender, Mr. Rémy Starns, to develop a uniform and methodical compensation scale for District Defenders and conducted over three dozen meetings with individual District Defenders on this scale at numerous locations around the state.

As directed by the SPD, ITM staff continually monitored post-Pandemic losses of CUFs through comparative analyses with pre-Pandemic CY19 and CY21 data contrasted against LASC Annual Report data regarding charge filings for the past decade. The SPD also continually monitored district office finances through ITM monthly solvency analyses as well as various ad hoc analyses to resolve specific issues arising in individual district offices.

In addition to these projects, ITM has a broad array of responsibilities falling under the headings of Information Management, as well as Technology Development, Deployment and Management, and Program Development and Resource Management. Per the requirements of the Public Defender Act, the SPD implemented online or automated technologies to assist district-level management with uniform reporting on financial, personnel compensation, harassment prevention

DIVISIONAL OFFICER ANNUAL SUMMARY REPORTS (CY24)

training and incident reporting, and budget requests, as well as programs and technologies to promote state and local-level data-driven decision-making.

The SPD facilitates data-driven decision-making by providing real-time feedback analytics on the attorneys' and district offices' caseload, workload, case outcomes, and financial and personnel compensation data. Such analytics enhance decision-making for the district offices, and the SPD. This is all done completely online using a cloud-based system with continuously updated online security measures, housed in a secure location with bio-scan physical access procedures to protect the clients' information and the attorneys' work product. ITM also maintains the public-facing StatePublicDefender.LA.GOV website as well as two secure back-end websites which are used as support platforms for annual report data collection, and for the real-time analytics feedback system called the Dashboard Reporting Center. This system provides instantaneous financial and case-related analyses for each chief district defender and for the SPD and his executive staff. The ITM Division also provides training for new District Defenders in the use of these technologies and conducts periodic online and on-site training for district office staff and line attorneys, provides a helpdesk for telephone and email troubleshooting and training, and reviews database updates and improvements per users' suggestions.

Juvenile Report

The 2024 calendar year saw many changes at the Office of Juvenile Justice. With a new governor/administration, changes throughout the Louisiana Juvenile Justice System began to take place quickly. It was very clear that the State's crime issue was one of the first issues that the new administration planned to address. Legislative sessions were quickly scheduled and the social and political landscape surrounding juvenile justice began its transformation.

The Office of Juvenile Justice welcomed a new Deputy Secretary this year. Mr. Kenneth "Kenny" Loftin brought a wealth of experience and passion for positive change to the agency. Mr. Loftin expanded the agency's services, including establishing a group home for youth and implementing an intensive residential treatment program.

In May of this year, the Office of Juvenile Justice opened the new Swanson Center for Youth at Monroe, Louisiana. This new facility was designed in accordance with ACT 693, exemplifying a Tier-1 secure setting dedicated to providing intensive rehabilitative services. The facility accommodates 72 youth individualized rooms, to demonstrate a commitment to safety for the youth housed in the facility. The innovative facility features a transitional treatment unit that offers specialized, one-on-one services to enhance social skills for successful integration into lower-tier facilities' general populations, while also enhancing its rehabilitative capabilities.

The new leadership and opening of the new facility have resolved some issues such as the housing of juveniles at the Jackson Parish facility, which became an issue after the closure of the controversial Bridge City Center for Youth – West Feliciana facility. Currently, the Office of Juvenile Justice reports that it no longer houses youth adjudicated to its custody at the Jackson Parish facility. Unfortunately, there remains an issue with placing youth adjudicated to the Office of Juvenile Justice, due to the lack of available beds and/or staff/employee shortages.

DIVISIONAL OFFICER ANNUAL SUMMARY REPORTS (CY24)

The Office of Juvenile Justice also announced the grand opening of its newest facility, the Louisiana Multi-Agency Resource Center (LaMARC), in Lafayette, Louisiana. LaMARC's mission is to enhance public safety and reduce formal involvement in the juvenile justice system through early intervention, comprehensive assessments, and coordinated access to a wide range of critical services for underserved youth. The center provides a coordinated approach to youth services, ensuring that all needs are met, and local care systems can efficiently and effectively manage community resources in Lafayette Parish. The center provides a non-threatening and inclusive environment, which also welcomes parents and youth seeking information or services outside the formal system.

In May of 2024, Tina Dennis Darensbourg stepped into the role as Director of Juvenile Defender Services, replacing Richard Pittman, as he accepted employment with the Louisiana State University Paul M. Hebert Law Center, as Director of Field Placements and Pro Bono Programs. Prior to Richard's transition to LSU Law Center, he organized the 2nd Annual Office of the State Public Defender Summit Training for Juvenile Defenders and Juvenile Attorneys. The training was a success, and we hosted 52 attorney attendees. The training focused on Adolescents in Foster Care and next year, we plan to continue to develop our juvenile attorneys' skills, to maximize quality and effective representation for our juveniles in our state.

In line with the new administrative changes in the state juvenile system, the State of Louisiana successfully reversed the "Raise the Age" legislation." Currently, 17-year-olds can now be considered adults when facing criminal charges. The law was passed to target teen violence; however, the law negatively affects our youth by also allowing 17-year-olds to be charged as adults for lesser offenses. Additionally, Senate Bill No. 1/Act No. 2 is headed to the polls for the statewide election to be held on March 29, 2025. This act appears to potentially provide for the elimination of courts such as juvenile courts and allow for the establishment of specialized courts within the district courts to handle juvenile matters. If the citizens of this state vote to make this change in the law, the days of allowing second chances for juveniles and rehabilitation for our youth may be at risk of extinction.

On a positive note, the Juvenile Division applauds the successes of our CINC Appellate Project. In 2024, the project continues to see an increase in the number of consultations and appeals. All the Title IV-E projects, including projects in specific districts, remain in effect and continue to thrive in assisting in the Child in Need of Care caseloads in the districts. The program handled eleven CINC Appeals during the calendar year.

The Office of Justice Programs, U.S. Department of Justice, approved the application by the formerly named Louisiana Public Defender Board, now the Office of the State Public Defender, for an award under the Office of Justice Programs funding opportunity entitled "OJJDP FY20 Enhancing Juvenile Indigent Defense." The approved award amount is \$445,248 and is for the project entitled "East Baton Rouge Advanced Advocacy Project".

The East Baton Rouge Advanced Advocacy Project is an actual Phase 2 expansion of the original project, a joint partnership between the East Baton Rouge Office of the Public Defender and the sub-grantee, the Louisiana Center for Children's Rights. Phase 2 will allow the Advanced Advocacy project to address major gaps that hinder its ability to serve more children in the East

DIVISIONAL OFFICER ANNUAL SUMMARY REPORTS (CY24)

Baton Rouge district. It will add a paralegal to improve the coordination between attorney and social worker teams, while minimizing the required case-related administrative task for attorneys. Phase 2 also adds an investigator/intake specialist to streamline the intake/social work referral process and increase capacity for a more robust investigatory fieldwork. The project's ultimate goals are to: realize its originally envisioned capacity to serve 250 children annually; further reduce East Baton Rouge's juvenile prison population; increase social work support; increase case support with field investigation findings; and decrease the number of clients adjudicated or convicted of new offenses during representation.

The new Director of Juvenile Defender Services continues to participate in a number of juvenile justice and child welfare stakeholder groups during the year, including the Pelican Center Training & Education Committee, the Children Justice Act Task Force, the CARE Advisory Committee for the Court Improvement Project, the Children's Code Committee of the Louisiana Law Institute, the Child Protection Representation Commission, the Human Trafficking Prevention Commission, and the Juvenile Justice Reform Act Implementation Commission.

Training Report

The largest in-person training was the Adolescents in Foster Care Summit in July of 2024. A total of 52 defenders attended the event. The Juvenile Division presented the following:

Training	Date	Attendance
CINC/TPR Appeals (Zoom)	May 30, 2024	28
Adolescents in Foster Care Summit (In Person, Baton Rouge)	July 24, 2024	52

Within the 2024 calendar year, the University of Louisiana at Monroe Training Program delivered a variety of live and remote trainings on the topics listed below. Thirty-one of the forty-two districts in the State sent at least one defender to at least one ULM training.

Training	Date	Attendance
Making Your Case: Direct Examination (In Person, Lafayette)	January 18, 2024	2
Client Issues: Stand by Counsel, Sovereign Citizen, Jail House Lawyer & Mental Health Issues (In Person, Shreveport)	January 19, 2024	14
Arguments (In Person, Monroe)	January 19, 2024	14
Objections (In Person, Chalmette)	February 23, 2024	7
Report Writing for the Court (In Person, Monroe)	February 23, 2024	3
Case Investigation (In Person, Monroe)	March 1, 2024	11
Arguments (In Person, Harahan)	March 15, 2024	9
The Impact of Fentanyl & Medically Assisted Treatment in Society & the Criminal Justice System (Zoom)	March 15, 2024	3
Voir Dire (In Person, Chalmette)	March 28, 2024	4

DIVISIONAL OFFICER ANNUAL SUMMARY REPORTS (CY24)

Training	Date	Attendance
The Role of Social Workers with Mitigation in the Court System (Zoom)	April 12, 2024	29
Testimony (In Person, Harahan)	April 19, 2024	6
Testimony (In Person, Monroe)	April 19, 2024	25
Jury Selection (In Person, Shreveport)	April 19, 2024	15
Testimony (In Person, Chalmette)	April 26, 2024	3
Domestic Abuse Cases from Gwen's Law to Trial (In Person, Chalmette)	May 30, 2024	3
Making a Record (In Person, Monroe)	May 31, 2024	8
Objections & Rules of Evidence (In Person, Shreveport)	May 31, 2024	18
Domestic Abuse Cases from Gwen's Law to Trial (In Person, Harahan)	May 31, 2024	8
Crime Analysis & Intelligence Gathering (Zoom)	June 14, 2024	5
Providing Defense for Domestic Abuse Cases (In Person, Monroe)	June 28, 2024	17
Sex Crimes 101 (In person, Harahan)	September 18, 2024	12
Trial Preparation, Organization & Procedure (In Person, Shreveport)	September 20, 2024	19
Murder 101 (In Person, Monroe)	September 27, 2024	18
Pre-Trial Writ (In Person, Harahan)	September 27, 2024	45
Criminal Law Basics I (Zoom)	October 11, 2024	10
Mental Health (In Person, Harahan)	October 17, 2024	18
The Impact of Opioid Crisis in the Court System (Zoom)	October 19, 2024	8
Sex Crimes 101 (In Person, Monroe)	October 25, 2024	15
Mental Health Issues in the PDO Practice (In Person, Chalmette)	October 25, 2024	6
Crime Analysis (Zoom)	November 8, 2024	5
Social Workers with Mitigation in the Court System (Zoom)	November 23, 2024	6
Domestic Abuse Case (In Person, Monroe)	December 7, 2024	4
Forensic Pathology (Zoom)	December 11, 2024	10
Mental Health Issues: Criminal Clients (In Person, Shreveport)	December 13, 2024	14
Ethics & Professionalism (In Person, Harahan)	December 13, 2024	27
Forensic Pathology (Zoom)	December 13, 2024	10
Ethics & Professionalism (In Person, Monroe)	December 18, 2024	7
Ethics & Professionalism (In Person, Chalmette)	December 20, 2024	17
Understanding Juvenile Behavior (Zoom)	December 20, 2024	23

DIVISIONAL OFFICER ANNUAL SUMMARY REPORTS (CY24)

The Office of the State Public Defender presented the following:

District Financial Training Part I (Zoom)	December 3, 2024	136
District Financial Training Part II (Zoom)	December 10, 2024	136

Capital Report

Michael A. Mitchell, Trial Level Compliance Officer, oversees the capital program governed by the State Office for CY24. The State Office administers the Capital Expert Witness Fund. The process for accessing funding from the State Office involves the completion and submission of an Expert Witness Funding Application to the State Office. Rémy Voisin Starns, State Public Defender, convenes a weekly meeting with the Trial Level Compliance Officer, a member of the Capital and Compliance Division support staff, and the Attorney or Program Director who is requesting funding approval to be determined based on needs and availability. Each meeting included either in-person or phone conferences with the program offices to discuss the funding requests.

There are currently 20 open, indicted, indigent capital cases being handled by Capital Programs and there is no wait list.

In CY24, the Programs dedicated to handling capital cases are as follows:

- Baton Rouge Capital Conflict Office (BRCCO)
- Capital Defense Project of Southeast Louisiana (CDPSELA or CDP)
- Louisiana Capital Assistance Center (LCAC)
- The District 24 (Jefferson Parish) District Public Defender's Office
- Capital Post-Conviction Project of Louisiana (CPCPL)

Capital Trial Level Cases in 2024

Agency	Assigned	Pre-Indict	Post-Indict	Current Pending	Trials	Death	Life	<Life	Incompetent	Non-Capital
BRCCO	6	4	0	6	1	1	2	0	0	2
CDPSELA	6	0	0	6	0	0	3	0	0	0
LCAC	6	3	0	6	0	0	3	0	0	1
CSJ	2	0	0	2	0	0	0	0	0	0
24 th OPD	0	0	0	0	0	0	0	0	0	0
Waiting List	0	0	0	0	0	0	0	0	0	0

DIVISIONAL OFFICER ANNUAL SUMMARY REPORTS (CY24)

Indicted, Indigent Capital Cases by District and Representation

District	Parish	Program	District	Partial Indigency	TOTAL
13	Evangeline	1			1
14	Calcasieu	1			1
16	New Iberia, St. Martin, St. Mary	1			1
17	Lafourche	1		1	2
19	East Baton Rouge	2			2
21	Tangipahoa, Livingston, St. Helena	1			1
22	St. Tammany, Washington	1			1
23	Ascension, Assumption, St. James	2			2
24	Jefferson	1			1
26	Bossier, Webster	2			2
27	St. Landry	1			1
32	Terrebonne	2			2
40	St. John	1			1
42	Desoto	1			1
41	Orleans	1			1
TOTAL		19	0	1	20

Assigned Caseloads for Program Offices

Office	Pre-Indictment	Total
BRCCO	4	6
CDPSELA		6
LCAC	3	6
Contract	0	1

Assigned Post Conviction Caseloads

Office	Pre-Indictment	Total
CPCPL	0	41
CSJ	0	5

DIVISIONAL OFFICER ANNUAL SUMMARY REPORTS (CY24)

In 2024, Expert Witness Funding was distributed as follows:

Agency	No. of Cases	Amount Approved
BRCCO	5	\$122,339
CDPSELA	7	\$165,137
LCAC	10	\$202,151
24 th OPD	0	\$0.00
Retained	0	\$0.00
Pro Bono	1	\$0.00
Waiting List	0	\$0.00
TOTAL	23	\$489,627

In January 2024, OSPD received Applications for Certification for Capital Case Representation. Attorneys seeking certification submitted applications and the Committee determined eligibility and sent notices with approval or denial letters.

Below is a chart reflecting the FY24 contract amount for the individual programs.

Agency	Contract Amount
BRCCO	\$1,280,000
CSJ	\$1,050,000
CDPSELA	\$1,280,000
LCAC	\$1,390,000
CPCPL-PC	\$365,000
CPCPL-TR	\$595,000
CPCPL-OP	\$1,265,036

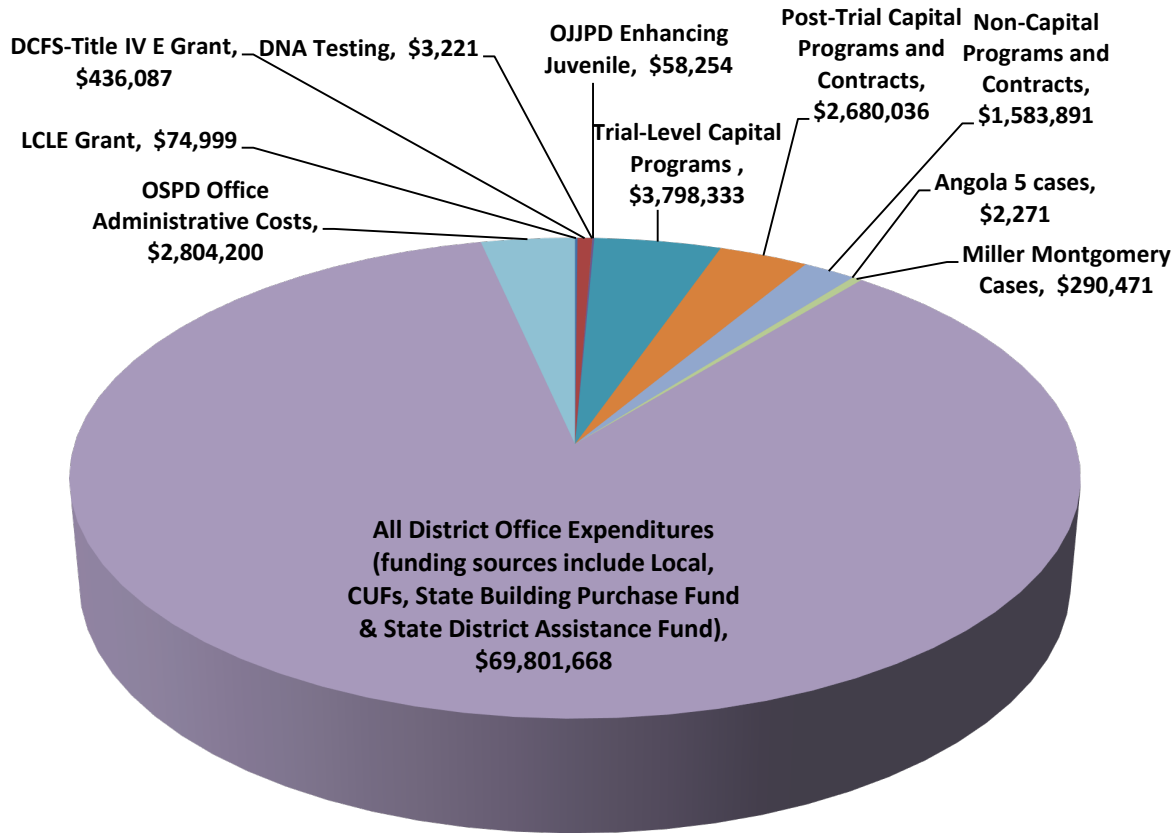
Special Projects Report

In 2024, the SPD continued distribution of the SPD's monthly newsletter, *The Louisiana Defender...the Defense Never Rests*. The newsletter was distributed to more than one thousand people by email. It highlights public defender successes, imparts information on training, compliance, legal issues, and general topics of importance to public defenders. The entire newsletter is compiled by the SPD's staff under the direction of Statewide Program Manager Tiffany Simpson who serves as Executive Editor.

DIVISIONAL OFFICER ANNUAL SUMMARY REPORTS (CY24)

The transition to the Office of the State Public Defender pursuant to Act 22 of the 2024 Second Extraordinary Session, has necessitated a myriad of special projects within the office. From ensuring that state, local, and federal entities were aware of the name change, to new branding, and development of a new website, the transition activities remain ongoing.

FY 2024 Public Defense Expenditures (Total: \$81,533,431)



TOTAL EXPENDED SYSTEM-WIDE	\$	81,533,431	
LCLE Grant	\$	74,999	0.09%
DCFS-Title IV E Grant	\$	436,087	0.53%
DNA Testing	\$	3,221	0.00%
OJJPD Enhancing Juvenile	\$	58,254	0.07%
Trial-Level Capital Programs	\$	3,798,333	4.66%
Post-Trial Capital Programs and Contracts	\$	2,680,036	3.29%
Non-Capital Programs and Contracts	\$	1,583,891	1.94%
Angola 5 cases	\$	2,271	0.00%
Miller Montgomery Cases	\$	290,471	0.36%
All District Office Expenditures (funding sources include Local, CUFs, State Building Purchase Fund & State District Assistance Fund)	\$	69,801,668	85.61%
Total Non-Administrative Statewide	\$	78,729,231	96.56%
OSP Office Administrative Costs	\$	2,804,200	3.44%

CY24 District Revenues and Expenditures

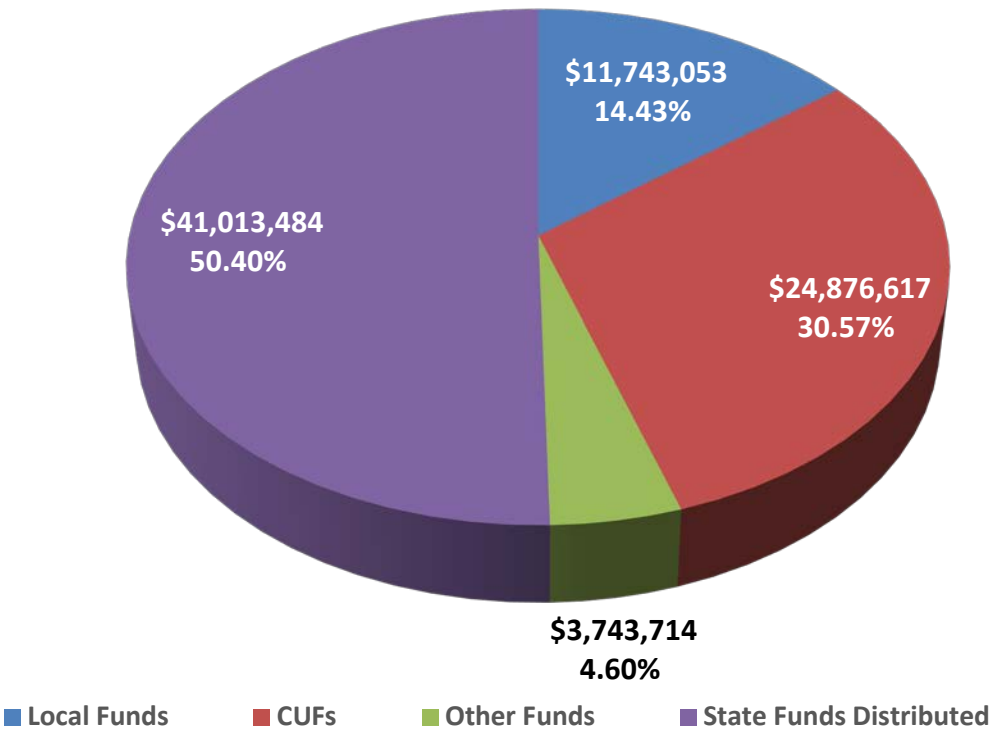
District	Total State Funds Distributed in CY24	Total Local Funds Received by Districts in CY24	Total CUFs (Conviction & User Fees) Received by Districts in CY24	Total Other Funds Received by Districts in CY24	CY24 Total Combined Funds	CY24 Total Non-State Funds	Percent of Total Funding by State Funds Distributed in CY24	Total CY24 Expenditures	Individual District Estimated CY24 Fund Balance Depletions	Raw Cases Handled in CY24	Estimate of Total People Represented in CY24
1	\$2,574,529	203,000	1,009,156	642	3,787,327	1,212,798	67.98%	3,453,861		12,294	8,960
2	\$340,061	-	244,895	3,761	588,716	248,655	57.76%	538,489		1,667	1,160
3	\$36,404	-	519,303	13,402	569,109	532,705	6.40%	680,730	(111,621)	3,249	1,809
4	\$1,705,124	-	1,096,682	4,056	2,805,861	1,100,737	60.77%	2,629,343		11,490	7,630
5	\$364,982	-	309,709	716	675,407	310,425	54.04%	654,341		1,717	1,547
6	\$238,724	-	364,834	15,814	619,372	380,648	38.54%	618,180		2,061	788
7	\$339,014	-	119,648	1,508	460,170	121,156	73.67%	468,435	(8,265)	7,241	2,787
8	\$487,045	-	96,807	649	584,501	97,456	83.33%	397,495		839	614
9	\$1,014,767	-	469,897	46	1,484,710	469,943	68.35%	1,538,386	(53,676)	7,663	5,466
10	\$359,141	-	240,635	-	599,776	240,635	59.88%	585,828		1,598	915
11	\$378,040	-	63,170	309	441,519	63,479	85.62%	450,529	(9,010)	1,656	1,150
12	\$301,770	-	210,490	31,593	543,852	242,083	55.49%	547,084	(3,232)	3,628	1,391
13	\$385,569	-	458,807	379	844,755	459,186	45.64%	777,206		1,855	1,220
14	\$1,638,603	-	1,443,223	253,078	3,334,903	1,696,301	49.13%	2,873,029		10,819	6,470
15	\$3,105,046	-	2,113,300	172,131	5,390,476	2,285,430	57.60%	3,859,939		17,373	11,425
16	\$1,533,458	-	826,250	19,657	2,379,365	845,907	64.45%	2,282,759		7,063	5,083
17	\$804,294	-	404,587	14,344	1,223,224	418,931	65.75%	1,083,365		5,153	2,612
18	\$374,861	-	929,718	2,992	1,307,571	932,710	28.67%	999,469		2,127	1,861
19	\$5,727,678	356,240	1,388,667	2,381,212	9,853,797	4,126,119	58.13%	6,599,415		13,909	10,097
20	\$237,667	18,750	208,924	1,321	466,662	228,996	50.93%	499,906	(33,244)	1,496	818
21	\$2,391,095	13,251	1,545,605	141,739	4,091,690	1,700,595	58.44%	3,979,389		12,942	9,205
22	\$2,395,029	-	1,451,236	38,919	3,885,185	1,490,156	61.65%	4,206,952	(321,767)	20,766	9,540
23	\$928,241	-	775,869	29,500	1,733,609	805,368	53.54%	1,470,574		6,339	4,066
24	\$2,054,596	-	2,024,111	241,440	4,320,146	2,265,550	47.56%	5,171,538	(851,392)	24,728	9,907
25	\$304,670	-	241,777	21,021	567,468	262,799	53.69%	390,650		1,277	993
26	\$1,964,042	-	945,099	4,261	2,913,402	949,360	67.41%	2,616,413		15,974	6,530
27	\$707,610	-	369,100	83,797	1,160,508	452,898	60.97%	1,227,501	(66,993)	6,642	5,681
28	\$211,559	-	52,811	-	264,370	52,811	80.02%	259,573		873	488
29	\$456,339	-	625,860	51,454	1,133,653	677,315	40.25%	1,402,498	(268,845)	2,082	1,348
30	\$564,909	-	200,418	459	765,786	200,877	73.77%	414,147		2,125	1,198
31	\$290,433	-	406,176	800	697,408	406,975	41.64%	615,523		2,701	1,598
32	\$831,216	-	740,297	6,854	1,578,367	747,151	52.66%	1,464,954		5,704	2,676
33	\$86,343	-	226,117	685	313,145	226,802	27.57%	298,474		937	868
34	\$673,999	-	106,335	20,102	800,435	126,436	84.20%	656,798		1,709	1,206
35	\$311,483	-	129,324	2,729	443,535	132,052	70.23%	391,848		995	723
36	\$239,227	-	110,110	50	349,388	110,160	68.47%	248,979		1,887	1,227
37	\$278,389	-	26,422	3,407	308,218	29,830	90.32%	356,123	(47,905)	445	324
38	\$5,086	-	58,396	410	63,892	58,806	7.96%	111,022	(47,130)	257	179
39	\$172,367	-	28,035	2,475	202,877	30,510	84.96%	164,498		506	351
40	\$759,355	-	351,609	12,986	1,123,950	364,595	67.56%	954,095		2,714	1,529
41	\$3,365,213	11,151,812	1,579,317	112,924	16,209,267	12,844,054	20.76%	14,482,656		18,727	11,508
42	\$75,506	-	363,890	50,095	489,491	413,985	15.43%	486,123		1,447	1,098
Totals	41,013,484.09	11,743,053	24,876,617	3,743,714	81,376,868	40,363,384	50.40%	72,908,115	(1,823,078)	246,675	146,046

Local Funds \$ 11,743,053
CUFs \$ 24,876,617
Other Funds \$ 3,743,714
State Funds Distributed \$ 41,013,484
Estimated District Fund Balance Depletions \$ 1,823,078

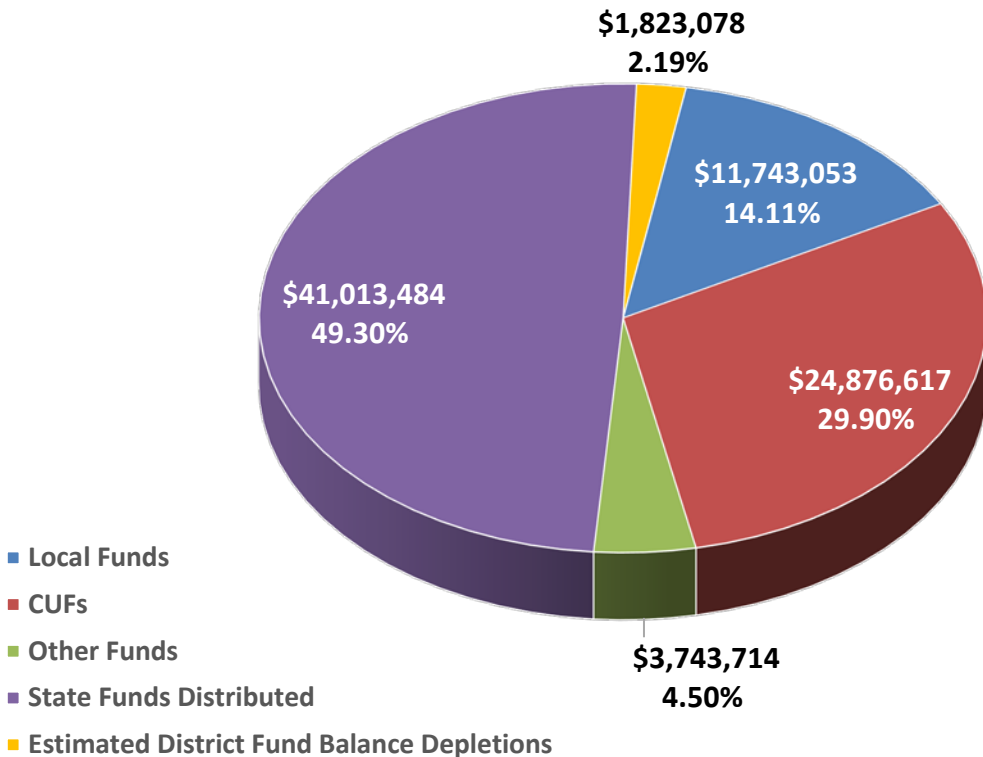
NOTE: The individual District Estimated CY24 Fund Balance Depletion is estimated by subtracting district expenditures from combined State, Local, CUFs and Other funds. Note also that the significant \$851K depletion in District 24 is an artifact of using fund balance monies to purchase the \$1.1M office building in Gretna.

Note also that "Total Other Funds" consist of various funding sources ranging from private donations to corporate and philanthropic grants. Further note that because State funding is appropriated for the Fiscal Year and this report is for the Calendar Year, totals must be derived from parts of FY24 & FY25. The Revenues and Expenditures for Districts 11, 19, 25, 30, 36 and 42 have not been verified by OSPD staff. Finally, please note that some data in this report may change over time due to districts' future corrections or revisions.

Statewide Revenues by Funding Source for CY24



Statewide Revenues & Fund Balance Depletions for CY24



All Districts Aggregate CY 2024 Caseloads & Outcomes

Case Type	New Cases 01/1/2024- 12/31/2024	Closed Cases 01/1/2024- 12/31/2024	Pending Cases* (# of Cases pending on 12/31/2023)	# of Cases pending on 12/31/2023 plus New Cases Received 01/1/2024- 12/31/2024	# Cases Resulting in Termination of Parental Rights	# Cases Resulting in Reunification	# Charges with Admit/Guilty Plea to Current Offense	# Charges with Plea of Guilty to Lesser Charge	# Charges Resulting in Dismissal	# Charges Resulting in Diversion or Deferred Disposition	# Jury Trials: Found Not Guilty	# Jury Trials: Found Guilty	# Judge Trials: Found Not Guilty	# Judge Trials: Found Guilty	Total Trials
Child Support	1766	2947	1660	3426	0	0	0	0	5	0	0	0	0	0	0
CINC-Child	0	16	28	28	0	0	0	0	0	0	0	0	0	0	0
CINC-Parent	3784	3687	4983	8767	0	289	0	0	2	0	0	0	0	0	0
Termination	177	281	256	433	190	3	0	0	9	0	0	0	0	0	0
FINS	1507	1664	868	2375	0	0	119	0	374	13	0	0	0	0	0
Delinquency Misdemeanor	5202	5408	2990	8092	0	0	1671	74	1947	437	0	0	7	24	31
Delinquency Felony	3633	3929	3229	6862	0	0	1690	211	1788	186	0	0	27	37	64
Delinquency-Life	96	79	58	154	0	0	16	3	31	1	0	0	0	0	0
Juvenile Revocations	128	234	133	261	0	0	3	0	36	0	0	0	0	0	0
Adult Misdemeanor*	57371	56759	42392	97473	0	0	20310	2746	23144	12	4	25	101	164	294
Adult Felony Non-LWOP**	56683	57542	52079	108762	0	0	24480	6210	26334	5	76	221	66	211	574
Adult LWOP	719	716	1374	2093	0	0	155	152	240	0	6	83	3	8	100
Capital***	13	6	18	31	0	0	2	1	0	0	0	0	0	0	0
Revocations	2544	3913	5870	7881	0	0	4	1	61	0	0	0	0	0	0
PCR	9	18	26	35	0	0	0	0	0	0	0	0	4	8	12
SOAP	0	1	2	2	0	0	0	0	0	0	0	0	0	0	0

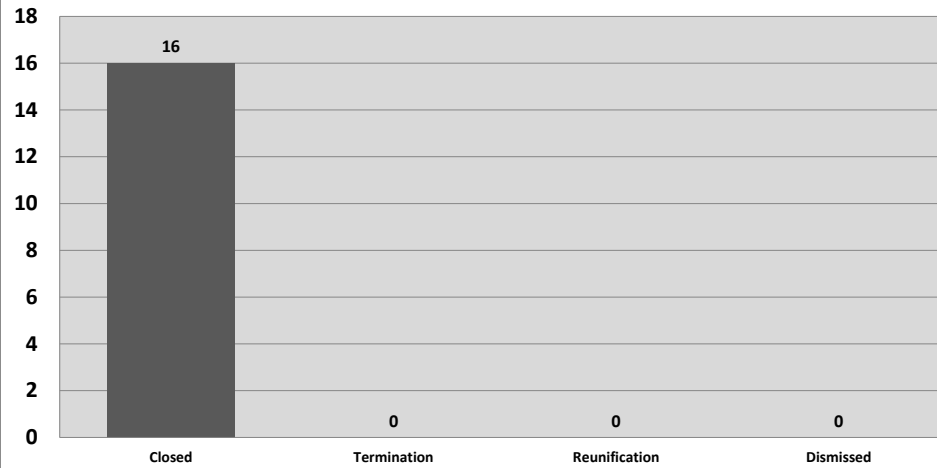
NOTE: Charges columns include all charges filed in association with a particular Case Type, regardless of each charge's severity.

*Includes Traffic, Parish/Municipal Ordinances, Extradition and Unclassified Cases

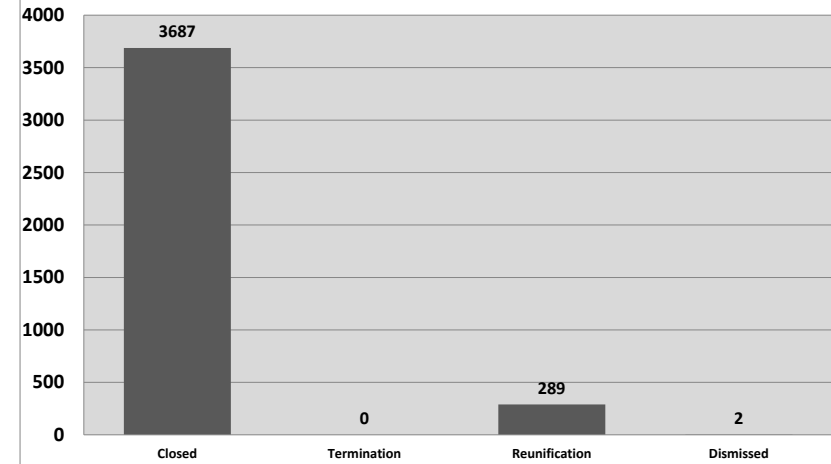
**Life Without Parole

***Capital cases may include cases initially opened by the district office and transferred to a program office at some later stage in the proceedings.

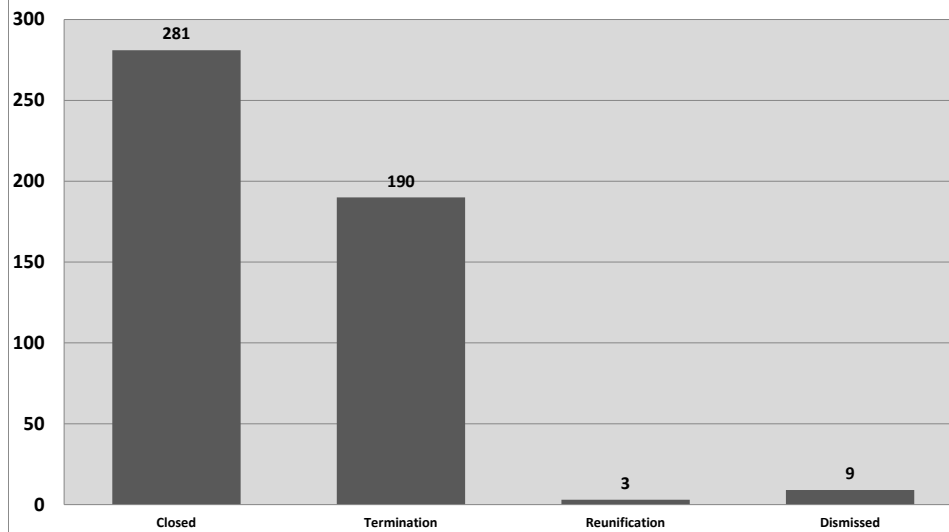
CY 2024 CINC Representing Child Outcomes



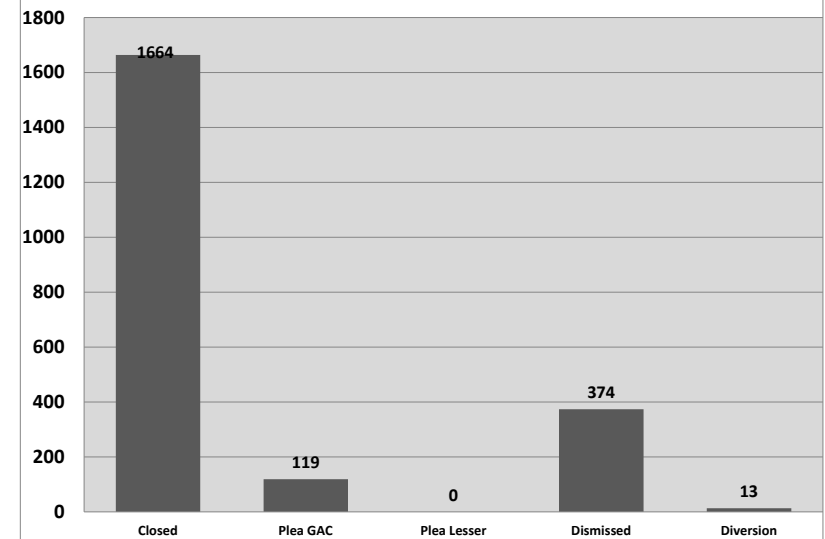
CY 2024 CINC Representing Parent Outcomes



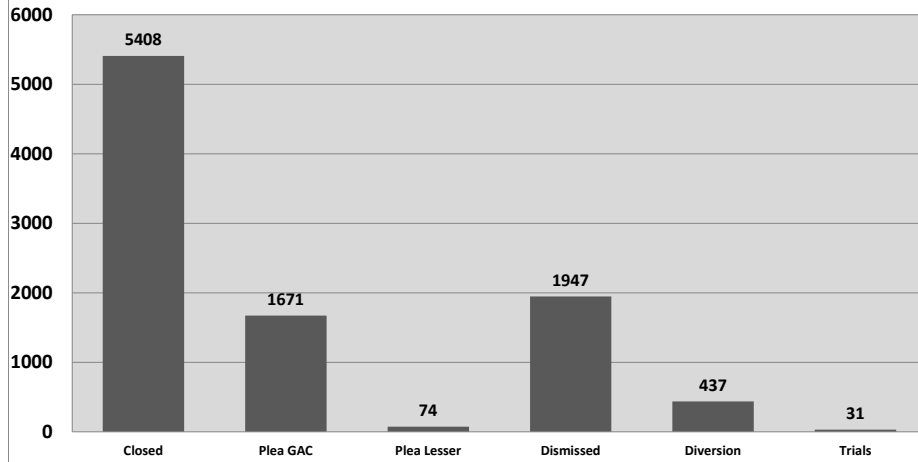
CY 2024 CINC Termination Outcomes



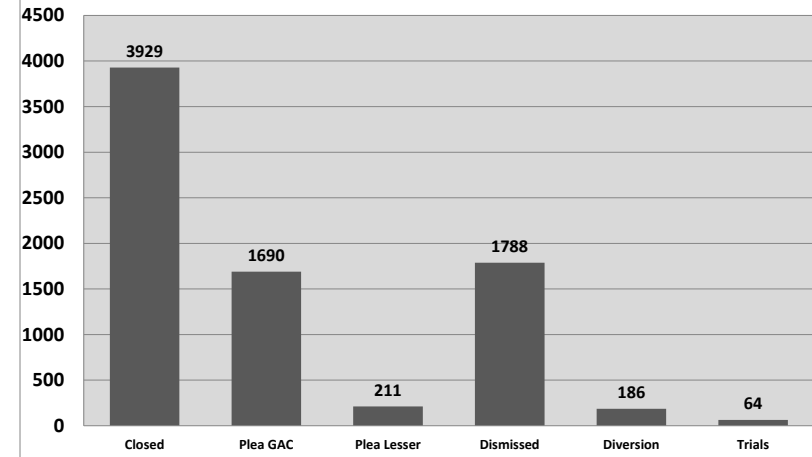
CY 2024 FINS Outcomes



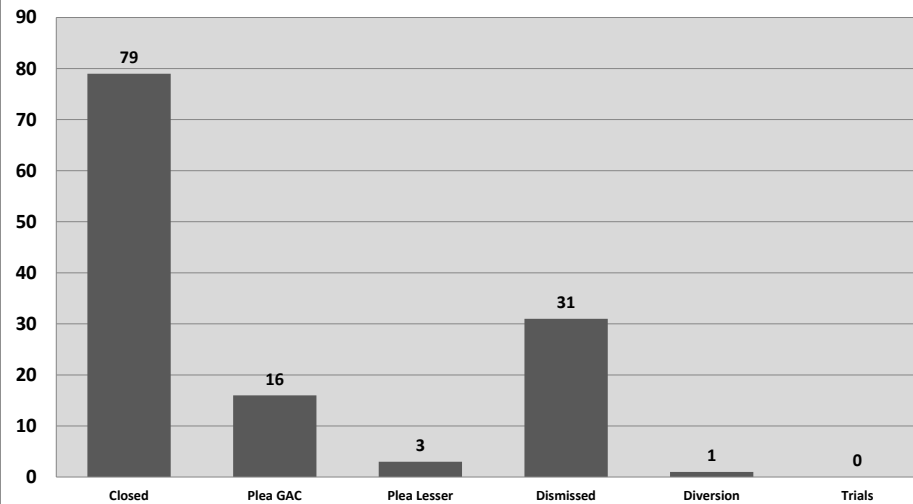
CY 2024 Delinquency Misdemeanor-Grade Outcomes



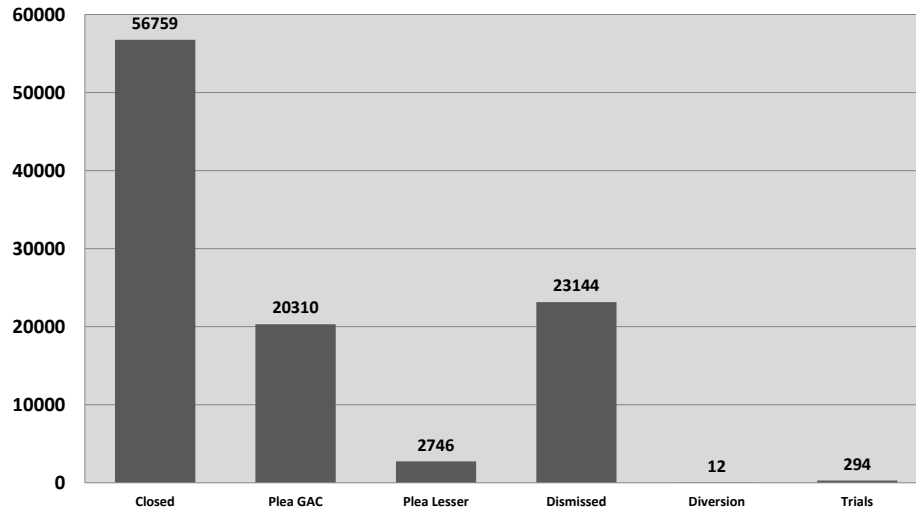
CY 2024 Delinquency Felony-Grade Outcomes



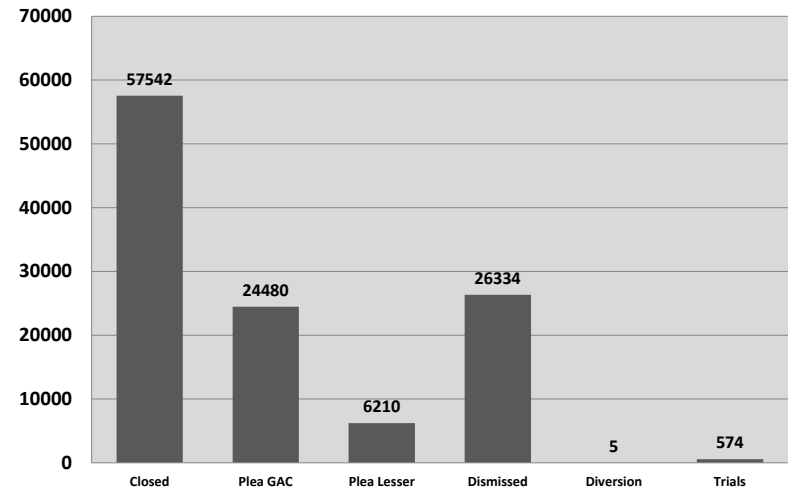
CY 2024 Delinquency Life Outcomes



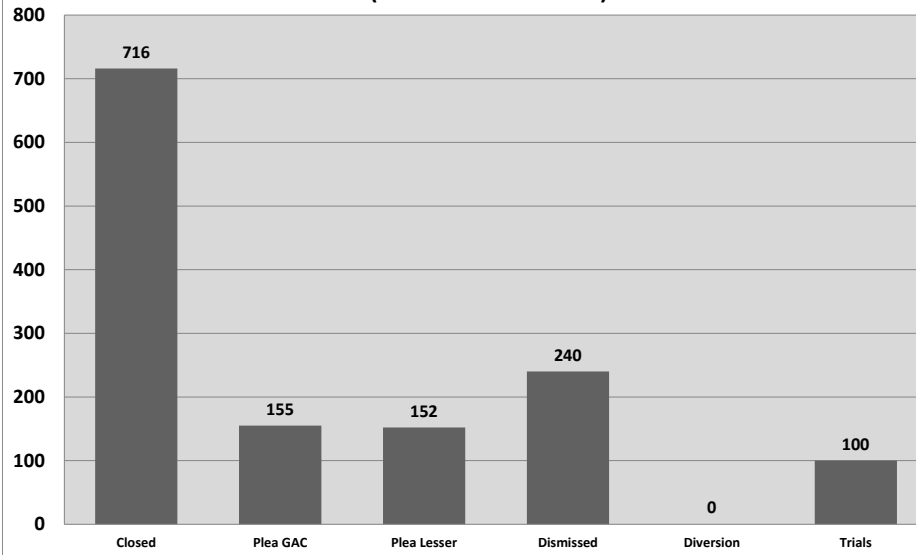
CY 2024 Adult Misdemeanor Outcomes



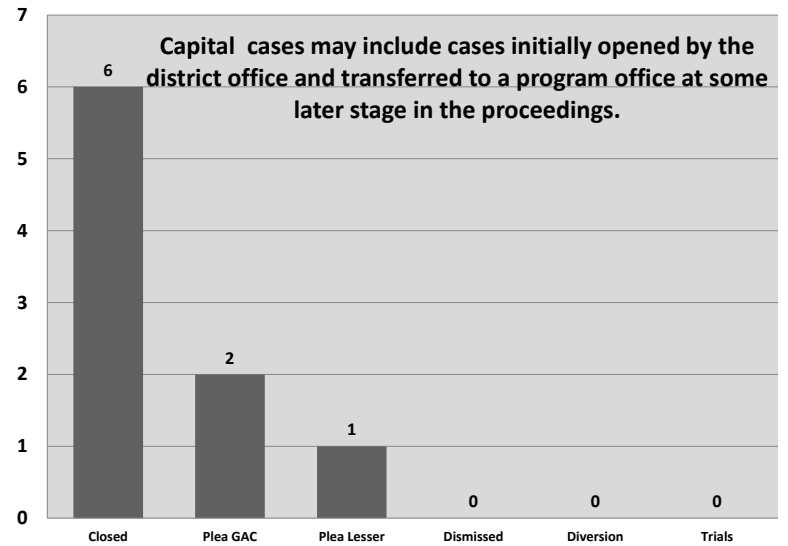
**CY 2024 Adult Felony Non-LWOP* Outcomes
(*Life Without Parole)**



**CY 2024 Adult Felony LWOP* Outcomes
(*Life Without Parole)**



CY 2024 Capital Outcomes



DISTRICT REPORTS DATA COLLECTION METHODOLOGY (CY24)

This methodology discussion covers the techniques employed to help the district offices produce their annual reports. These district reports are required per R.S.15:174, which provides that each district defender is required to submit to OSPD a detailed annual report on the “workload, resources, employees, and expenditures for each district for the previous fiscal year.” The following 42 individual district reports cover each individual Office of the Public Defenders regarding several factors: basic office information, district structures, caseload information, and budget information. This information is reported to OSPD by the District Defenders to the best of their knowledge and belief at the time of the submission.

Preceding each district’s report is an executive summary produced by OSPD staff using the self-reported information from each district as well as OSPD analytics, including: information regarding the total numbers of Felonies, Misdemeanors, Delinquencies and Child in Need of Care cases; Conviction and User’s Fees (CUFs), State Funding, Local Funding, and Other Funding (federal, corporate or philanthropic funds) over the past three years. These district report executive summaries are analytics based on each district’s self-reported information on their caseload and fiscal activity and can vary in part due to their differing local procedures and environments.

Following the executive summary is the first section of each district report. This is a narrative produced by district offices which lists: basic contact information, including emergency contact information; listing of local government cash and in-kind support; descriptions of the structure of the local office and the local criminal justice system, including key figures in the local system; and the supervisory structure of the district public defenders’ office. With the exception of the district’s population statistics, these data are self-reported by the districts through the web-based annual survey questionnaire distributed to each District Defender near year’s end. Population data is captured using the U.S. Census Bureau estimates.

The second section reports caseloads for each district, aggregating new and pending cases (from prior years) and outcomes of charges disposed in CY24. These data are also self-reported by the district offices, gathered through each district’s data entry in the case management system. The data are collected throughout the year by each attorney or the attorney’s designee through data entry to the OSPD online database. In 2011, the agency purchased a new case management system for the districts and deployed it in June 2011. Data from an earlier database preceding June 2011 (as far back as 2007) was converted and migrated into the new database from the old database also in June of 2011. Data are reported on new cases received in the year of report, cases from prior years which were closed that year, cases from prior years which were still active that year, and the total of new and pending cases for the year of the report. Some cases listed as pending have been open for several years yet have been periodically reviewed by the districts to ensure these are truly still open cases, noting that complex cases such as juvenile, felony, capital and life without parole (LWOP) cases may indeed remain active even after several years or may have been declared dormant for some time (thus not counted in workloads or caseloads) but had been re-opened during

DISTRICT REPORTS DATA COLLECTION METHODOLOGY (CY24)

the year of the report (e.g., fugitive cases re-opened months or even years later when the client is found).

It is important to note that the database periodically, automatically changes the status from any of the several active statuses to “Auto-dormant” for every case which has sat idly untouched in the database for excessive periods of time in order to discount cases which are accidentally left UNCLOSED. **Cases which are in fugitive or other inactive statuses or in auto-dormant status, or which have not been reviewed periodically and confirmed as active cases are EXCLUDED from the case counts that support caseload analyses. Further, cases untouched for excessive periods of time are set to a status of “Auto-Closed” signifying that the case is not to be counted as part of a workload or caseload, but have not been officially disposed by the Court or DA and yet are unlikely to be re-opened at a later date—although it IS possible to do so.** These measures help ensure the accuracy of case counts and guard against overcounting.

Additionally, data are reported in this annual report regarding the disposition of charges in a manageable number of very broad categories for presentation purposes, with labels such as “Guilty as Charged,” “Dismissed” and “Plea to Lesser Charge,” for example, each of which include numerous nuanced outcomes similar and relevant to these broad labels. Nonetheless, the disposition data reported give a useful graphic impression of the outcomes of cases and charges. Given the February 1, 2025 deadline for submission of this Calendar Year 2024 annual report, a small number of case closings and pending cases may not be completely up to date. This is particularly true for cases handled very near the end of the calendar year, as the time-lag between case activity at year's end and case data entry may preclude some small amount of activity from being entered in time for this report.

The District CY24 Financial Summary Tables, the third and final section of the districts’ reports, address revenues and expenditures by individual line item in a very granular fashion. All information contained in this section of the districts’ reports was compiled automatically through the Financial Management System (FMS) component of the OSPD database. This was done through the online FMS report query using data from each district’s monthly financial reports for the year of the annual report. These data were submitted online to the OSPD by the individual Public Defender Offices monthly and reviewed by OSPD’s staff monthly. All monthly reports since August 2012 have been reported online, and all prior hard-copy monthly reports from 2008 through 2012 were converted to digital data and migrated into the database.

“Revenues” include the statutorily mandated Conviction and Users’ Fees (CUFs), as well as several other statutorily mandated fees, and “Other” funding sources such as federal, private, or corporate grants, or donations, and in a very few districts, local special or general appropriations from local governments, and in District 19, a modest tax from car rentals. These are reported in this third and final section and show the actual amounts of state funding received in the calendar year regardless of which fiscal year the funds were appropriated. To report the amount of fiscal-

DISTRICT REPORTS DATA COLLECTION METHODOLOGY (CY24)

year state funds actually received by a district on a calendar year basis, the state revenue portion of the financial summaries were computed by adding all the District Assistance Funds, along with all other emergency or supplemental state funds disbursed to the district office between January 1st and December 31st of 2024 (i.e., the second half of FY24, January to June, and the first half of FY25, July to December).

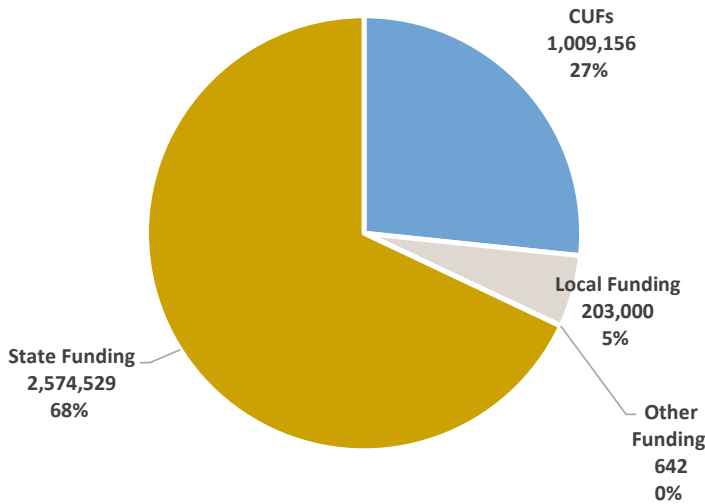
While the data reported herein are believed and known to be accurate at the time of this writing, should the need for any corrections become evident in the future, changes will be made in the database and will be reflected in future reports.



THE 1ST JUDICIAL DISTRICT
PUBLIC DEFENDERS' OFFICE
CADDO (SHREVEPORT)

DISTRICT DEFENDER: MICHELLE M. ANDREPONT
400 TRAVIS STREET, SUITE 2000
SHREVEPORT, LA 71101
(318) 221-2220

2024 Funding Sources

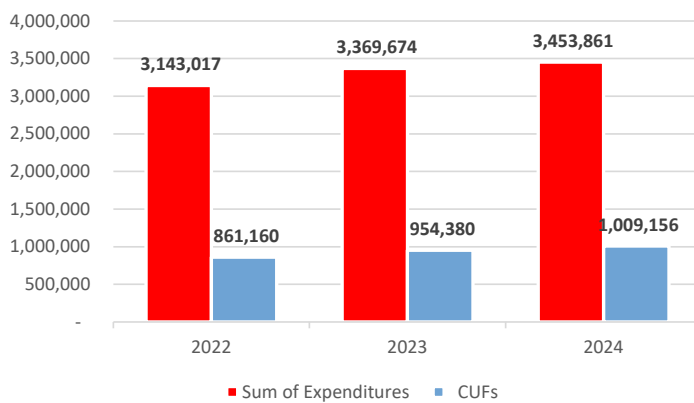


In 2024, the 1st Judicial District Office of the Public Defender received \$3,787,327 in total revenues. Of the total revenues received, only 27% of funding was derived from Conviction and User Fees (CUFs). 68% of district office funding was derived from state supplemental assistance. The office also received \$203,000 in local revenues.

Statutory Conviction and User Fees (CUFs) Judicial District Indigent Defender Fund

Revenue Stream	Statutory Authority
Special Court Costs (\$45)	R.S. 15:168(B)
Mayor's Court	R.S. 33:441)
Application Fee (\$40)	R.S. 15:175)
Partial Reimbursement	R.S. 15:176)
Bond Forfeiture	R.S. 15:571.11)
Civil Forfeiture (RICO)	R.S. 15:1356)
Posting of Criminal Bond (\$2)	R.S. 15:85.1)
Commercial Surety Bonds (\$45)	R.S. 22:822)

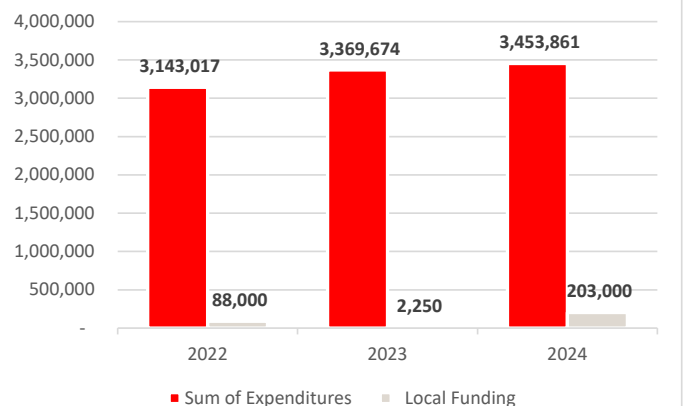
Comparison of 2024 Expenditures to CUFs



Louisiana's Public Defense System is intended to be funded primarily by Conviction and User Fees (CUFs). CUFs are comprised of eight statutes that require district court judges, city court judges, and mayors to assess fines or fees on people who have been convicted of a crime, traffic violation, or ordinance. CUFs are also generated by other actions in the criminal justice system such as bond fees, forfeitures, and application fees.

What was intended to serve as the primary funding source for public defenders only accounted for 29% of the office's expenditures in CY 2024. As costs have risen due to inflation and increased attorney fees, CUF collections have not kept up, increasing the office's reliance on other funding streams.

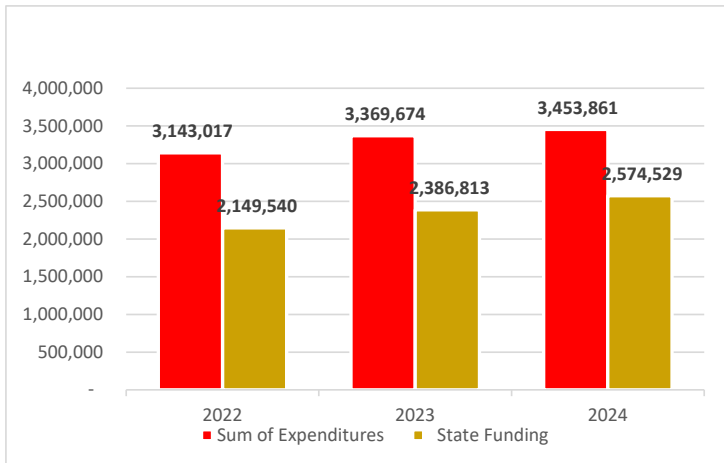
Comparison of 2024 Expenditures to Local Revenues



In 2024, the 1st Judicial District Office of the Public Defender received \$203,000 in local revenues from the Caddo Parish Commission. These funds were specifically dedicated to be used to contract with additional attorneys in District Court.

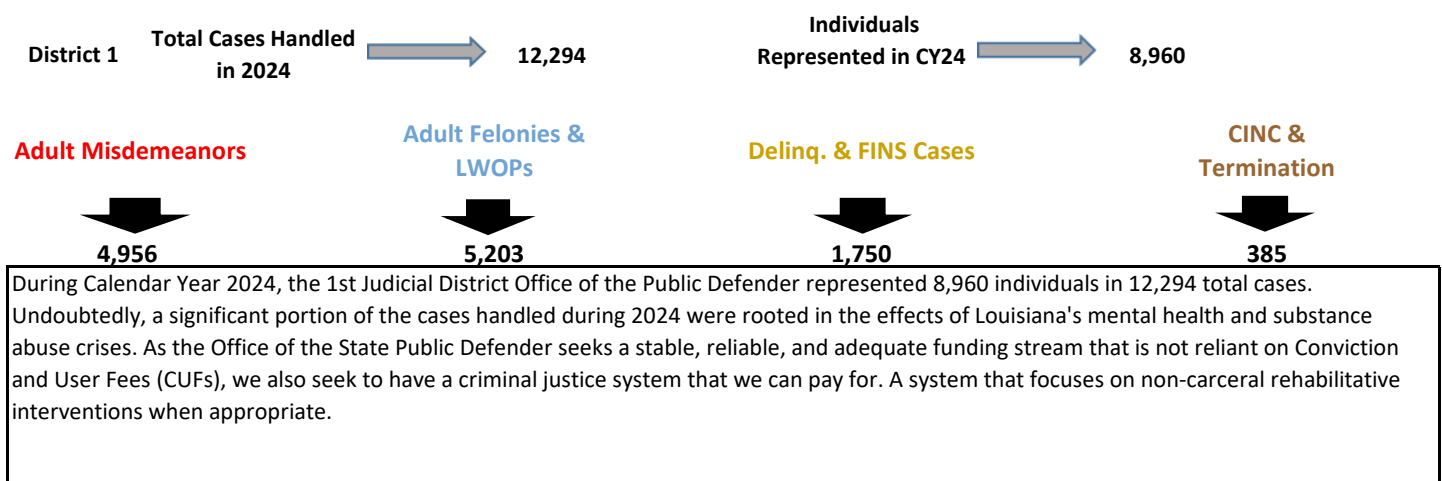
The office also receives in-kind support from the District and Juvenile Courts in Caddo Parish, as well as Shreveport City Court in the form of office space at each courthouse.

Comparison of 2024 Expenditures to State Funding



The failure of the public defender's system unstable funding stream has resulted in an increased reliance on state supplemental assistance for solvency in Caddo Parish. During Calendar Year 2024, the office received state funding totaling nearly 75% of the office's expenditures. State supplemental assistance has increased each of the last two years as the office's expenses have increased because of inflation and increased attorney costs.

	Number of Parishes in the Judicial District	Number of Weighted Sections of Court
<p>The 1st Judicial District Office of the Public Defender is comprised of a single parish, Caddo.</p> <p>Public Defender's represent indigent persons accused of a crime or involved in Child in Need of Care matters across 12 sections of court.</p> <p>In the 1st Judicial District, Public Defenders handle juvenile delinquency, Child in Need of Care, misdemeanor, and felony cases.</p>	1	12





THE 1ST JDC PUBLIC DEFENDERS' OFFICE

Parish(es) & Seat(s)	Caddo - Shreveport
Population	223,838
District Defender	Michelle M. AndrePont
Years as District Defender	4 years, 10 months
Before Becoming District Defender, Years in Public Defense	25+
Does the District Defender Maintain a Private Practice? If NO, Simply Enter a Zero. If Yes, Enter the Number of Estimated Hours Per Month on Average	0
Office Manager	Lisa Akins
Primary Office Street Address	400 Travis Street, Suite 2000
City	Shreveport
ZIP	71101
Days of Week Open (M-F) and Office Hours (am -pm)	M - F; 8:30 - 4:45
Primary Phone	318-221-2220
Primary Mailing Address	Same
Primary Fax Number	318-221-2247
Primary Emergency Contact	Michelle M. AndrePont
Primary Emergency Phone	318-347-8532 (cell)
Secondary Emergency Contact	Lisa Akins
Secondary Emergency Phone	318-426-9126 Cell
Other District Office(s) Physical and Mailing Addresses and Phone Numbers	Juvenile Office - same address as District Office. 318-212-1801. City Court Office, 1234 Texas Ave., Shreveport, LA 71101. 318-673-5481
Other District Office Contact Personnel (Primary Only)	George Harp (Juvenile Office) 318-272-1193. Julia Cloud (City Court Office) 318-673-5480.
Name of Owner(s) of Office(s)/Building (i.e., Lessor)	Avant Properties/Beck Building (District & Juvenile Offices); City of Shreveport (City Court Office)
If The Office Does Not Own Its Building(s) AND Pays No Rent, Indicate The Source Of Office Space Support	Office space at Shreveport City Court provided by the Court at no cost to PDO. Also small office at Caddo District Court and at Caddo Juvenile Court at no cost to PDO.
Total Annual Cash Support by Local Appropriation or Tax/Millage (indicate if this figure is an estimate)	\$2,250 provided by Caddo Juvenile Court for services in Family Preservation Court. \$200,000 provided by Caddo Parish Commission for partial reimbursement for 2023 District Court contract attorneys.

# And Job Titles Of All Staff Whose Wages Are Provided By Local Government	Funds from Caddo Juvenile Court used for services in Family Preservation Court. Funds from Caddo Parish Commission were to partially reimburse for contract attorneys in District Court in 2023.
Total PDO Staff Costs <u>Provided by Local Government</u>	\$202,250.00
# of Workers with Retirement Benefits <u>Paid by Local Government</u>	0
Total Annual Cost of Retirement Benefits <u>Paid by Local Government</u> (if unknown enter "UNK")	0
# of Workers with Health Benefits Paid by Local Government	0
Total Annual Cost of Health Benefits Paid by Local Government (if unknown enter "UNK")	0
List Any Other Local In-Kind Contributions Or Other Support From Local Government	See above. Office space at Shreveport City Court, small office at Caddo Parish Courthouse, small office at Caddo Juvenile Court.
Courts and Locations	1st Judicial District Court, 501 Texas St., Shreveport, LA 71101; Caddo Parish Juvenile Court, 1835 N. Spring St., Shreveport, LA 71101; Shreveport City Court, 1244 Texas Ave., Shreveport, LA 71101
Number of Divisions/Sections of Criminal Court for Each Court in District (Include District Court, CRIMINAL District Court, City Court, Municipal Court, Mayor's Court, etc.) For Which your Office Provides Representation	District Court--5 sections of Criminal Court, Specialty Court--Adult Drug Court; Juvenile Court--3 sections of Court, Juvenile Specialty Courts--Truancy, Individualized Deferred Disposition Court (helps juveniles with mental health issues with compliance) & Juvenile Drug Court; Shreveport City Court--4 sections of Court.
Name of Adult Detention Facilities in This District	Caddo Correctional Center & Shreveport City Jail
Name of Adult Detention Facilities Outside the District Which Hold Clients	Natchitoches Detention Center, Union Parish Detention Center, Bayou Dorcheat Detention Center (Webster Parish), Bossier Parish Jails, Claiborne Parish Jail, and Louisiana State Penitentiary at Angola. David Wade Correctional Center, Concordia Parish Correctional Center, Tensas Parish Detention Center, DeSoto Parish Detention Center, Madison Parish Correctional Center, Elayn Hunt Correctional Center, Beauregard Parish Detention Center.
Name of Juvenile Detention Facilities In This District	The Caddo Juvenile Correctional Center, Shreveport, LA. Rutherford House, Brandon House, Brentwood Hospital. Jewel House and Restoration Crisis Center
Name of Juvenile Detention Facilities Outside the District Which Hold Clients	Ware Detention Center, Ware Youth Center Group Home, Ware Youth Center Substance Abuse Group Home, Swanson Center for Youth (Monroe) Acadiana Center for Youth (Bunkie), Bridge City Center for Youth (Bridge City), Johnny Robinson Group Home for Boys, Christian Acres Transitional Living Program (Monroe), Christian Acres Group Home (Tallulah), Harmony Center (Baton Rouge), Youth Oasis Transitional Living Program (Baton Rouge), Methodist Children's Home (Ruston). Restoration Crisis Center (Lake Charles), Cypress Grove Facility (Bastrop), Harbour House (Lake Charles), Boys Village (Lake Charles), and M & M Therapeutic Group Home (Delhi).

Do Your Courts Routinely Bring Juveniles Before The Judge In Shackles If They Are Being Held In Detention Or Secure Custody At The Time Of The Hearing? Note That Ch. Code Art. 408 Forbids Routine Shackling	No juveniles are shackled.
District Attorney	James Stewart
Chief Judge of Criminal District Court	Ramona Emanuel
Juvenile Court Judges (Specify District of City Court)	Ree Casey-Jones, Natalie Howell, Justin Courtney (as of November 2023)
Drug Court Judges	Erin Garrett & Craig Marcotte (District Court); Natalie Howell (Juvenile Court)
Mental Health Court Judges	None
Other Specialty Court	(see below)
Name of Specialty and Brief Description:	District Court - Veterans Court; Juvenile Court - Family Preservation Court I (in-patient and out-patient counseling), Family Preservation Court II (overflow from Family Preservation Court I); S.T.A.R. Court (Succeeding Through Achievement & Resilience, for suspected victims of sex-trafficking), Individualized Deferred Disposition Court (helps juveniles with mental health issues with compliance); Truancy Court, Child Support Court. District Court - Drug Court; Juvenile Court has all of these plus Juvenile Drug Court.
Short Term Critical Issue Areas	Critical issues in 2024 included lack of funding to provide for more attorneys and more competitive pay for staffing. Other critical issues were overcrowding at Caddo Correctional Center. Both of these issues are being addressed through the District Defender's advocacy, involvement, & participation with stakeholders in the Criminal Justice Coordinating Committee (CJCC) and advocacy with local and state political office holders.
Long-Term Critical Issue Areas and other External Factors (outside of your control) that Negatively Affect the Delivery of Services in Your District	The short-term critical issues continue to be long-term critical issues as well. The District Defender still seeks to expand staff size with additional attorneys, a social worker for District Court, and support staff to assist with additional staffing. The District Defender will continue to address all of these issues through advocacy, involvement, and participation in CJCC and with local and state elected officials.
2024 Media Coverage and/or Major Accomplishments	The District Defender participated in local news interviews which resulted in good media coverage for our office. The District Defender advocates for this office in all areas and through all means possible. This office continues to conduct one of the highest numbers of jury trials each year with one not guilty verdict on all charges, several not guilty verdicts on non-primary charges, and many trials resulting in responsive verdicts. This office also filed or had filed on its behalf, through the OSPD Writ Project, a number of writs in 2024.

Describe Supervisory Structure in Your District (For Attorneys and Non-Attorneys)	The District Defender supervises all staff assisted by the Deputy District Defender. The Office Manager and Assistant to the District Defender supervise the support staff including administrative assistants and investigators. The Juvenile Court Section Chief oversees Juvenile Court personnel.
Medical Benefits for Any Staff, Please Describe, Noting Who Pays For the Benefit	PDO pays 75% of health premium for employees and 25% for family. Coverage for other types of health-related insurance is made available but the employee pays 100% of those premiums. This is for the basic health insurance. We offer a buy-up plan, but the employees are responsible for the full difference over what we would pay for them &/or their family for the basic plan.
Number of Cases Involving Children Under Age 18 (prior to April 19, 2024), and Children Under Age 17 (After April 19, 2024) in Your District That Were Directly Filed in Adult Court or Transferred to Adult Court in 2024	21
Number of Cases Involving Children Under Age 18 (prior to April 19, 2024), and Children Under Age 17 (After April 19, 2024) in Your District in Which a Transfer of a Child to Adult Court was Denied	0
Please Provide the Names of All State Representatives and Senators from Your District	Senators: Alan Seabaugh, Thomas A. Pressly, Sam L. Jenkins, Jr. Representatives: Danny McCormick, Steven Jackson, Tammy T. Phelps, Joy Walters, Dennis Bamberg, Jr., Michael Melerine, Lawrence A. "Larry" Bagley
What Changes Have You Implemented in Your District Office in 2024 That Have Improved the Delivery of Public Defender Services?	The District Defender continues to seek to expand the office's staff. Raises were given again to assist in recruitment and retention. The turnover rate for personnel decreased in 2024. Our attorneys continue to attend the trainings offered through ULMPDTA (which hosts regional trainings here in Shreveport led by our Deputy District Defender). In addition, the District Defender and Deputy District Defender have conducted regular trainings within the office including Code of Criminal Procedure 101. The District Defender and Deputy District Defender also make themselves available for brainstorming on cases during the work week at lunchtime.

1st District Defender Office CY 2024 Caseloads & Outcomes

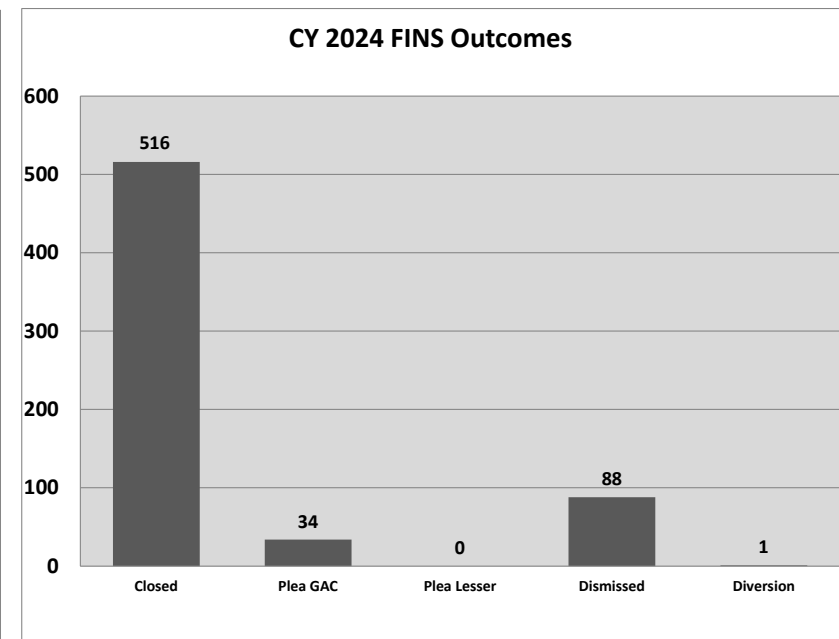
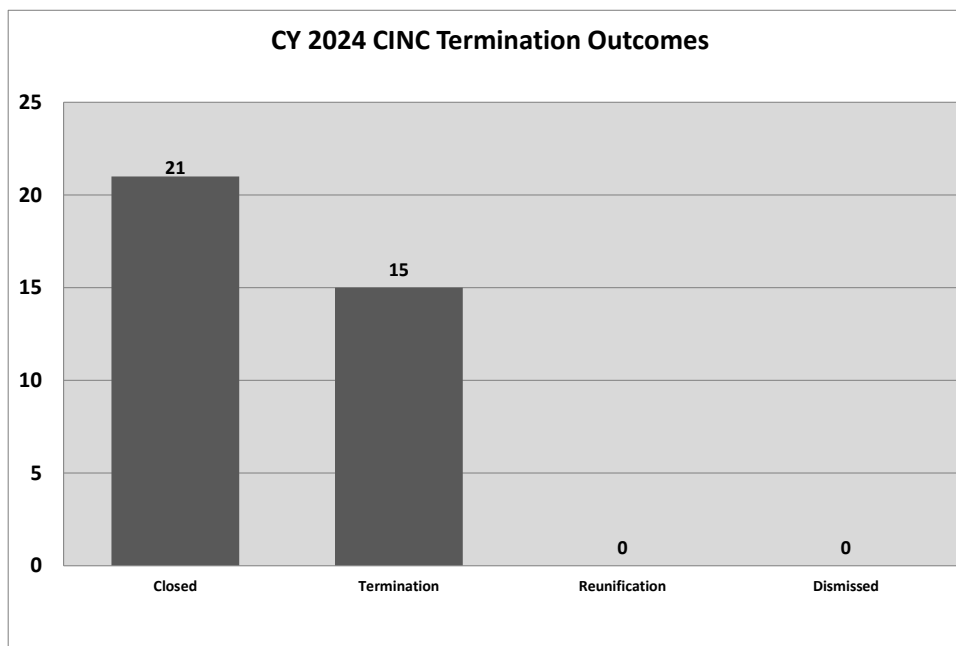
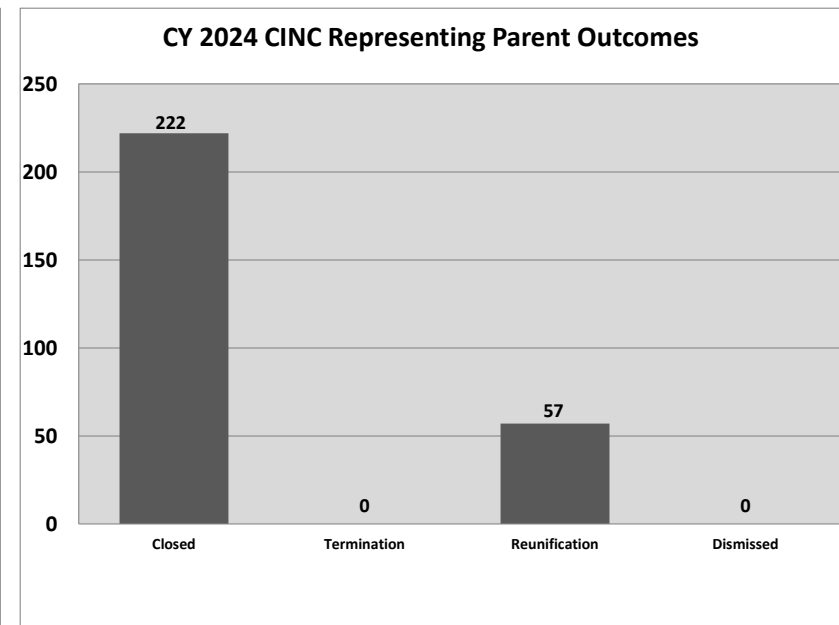
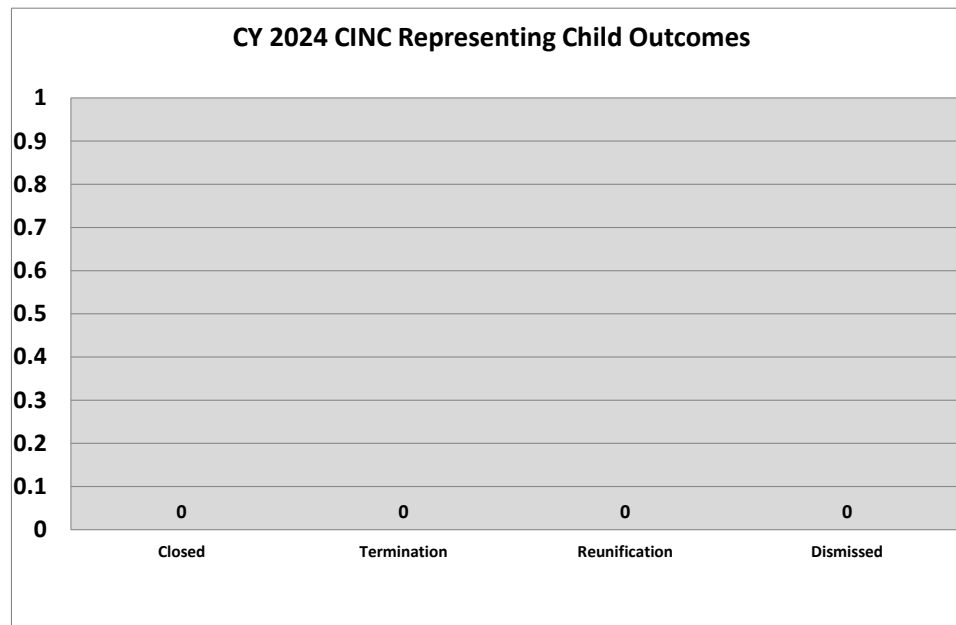
Case Type	New Cases 01/1/2024- 12/31/2024	Closed Cases 01/1/2024- 12/31/2024	Pending Cases* (# of Cases pending on 12/31/2023)	# of Cases pending on 12/31/2022 plus New Cases Received 01/1/2024- 12/31/2024	# Cases Resulting in Termination of Parental Rights	# Cases Resulting in Reunification	# Charges with Admit/Guilty Plea to Current Offense	# Charges with Plea of Guilty to Lesser Charge	# Charges Resulting in Dismissal	# Charges Resulting in Diversion or Deferred Disposition	# Jury Trials: Found Not Guilty	# Jury Trials: Found Guilty	# Judge Trials: Found Not Guilty	# Judge Trials: Found Guilty	Total Trials
Child Support	0	0	0	0	N/A	N/A	N/A	N/A	0	N/A	N/A	N/A	N/A	N/A	0
CINC-Child	0	0	0	0	0	0	N/A	N/A	0	N/A	N/A	N/A	N/A	N/A	0
CINC-Parent	215	222	148	363	0	57	N/A	N/A	0	N/A	N/A	N/A	N/A	N/A	0
Termination	16	21	6	22	15	0	N/A	N/A	0	N/A	N/A	N/A	N/A	N/A	0
FINS	409	516	184	593	N/A	N/A	34	0	88	1	N/A	N/A	N/A	N/A	0
Delinquency Misdemeanor	487	529	191	678	N/A	N/A	231	12	239	0	N/A	N/A	1	8	9
Delinquency Felony	242	375	231	473	N/A	N/A	291	38	173	0	N/A	N/A	0	7	7
Delinquency-Life	3	5	3	6	N/A	N/A	2	0	2	0	N/A	N/A	0	0	0
Juvenile Revocations	0	0	0	0	N/A	N/A	0	0	0	N/A	N/A	N/A	N/A	N/A	0
Adult Misdemeanor*	3860	4000	1096	4956	N/A	N/A	2693	187	2891	0	0	3	2	20	25
Adult Felony Non-LWOP**	2717	2903	2258	4975	N/A	N/A	1596	424	1840	0	1	32	0	13	46
Adult LWOP	56	48	104	160	N/A	N/A	21	4	15	0	0	19	0	0	19
Capital***	0	0	0	0	N/A	N/A	0	0	0	0	0	0	0	0	0
Revocations	15	252	52	67	N/A	N/A	0	0	0	0	N/A	N/A	N/A	N/A	0
PCR	0	1	1	1	N/A	N/A	N/A	N/A	N/A	N/A	N/A	N/A	1	0	1
SOAP	0	0	0	0	N/A	N/A	N/A	N/A	N/A	N/A	N/A	N/A	N/A	N/A	0

NOTE: Charges columns include all charges filed in association with a particular Case Type, regardless of each charge's severity.

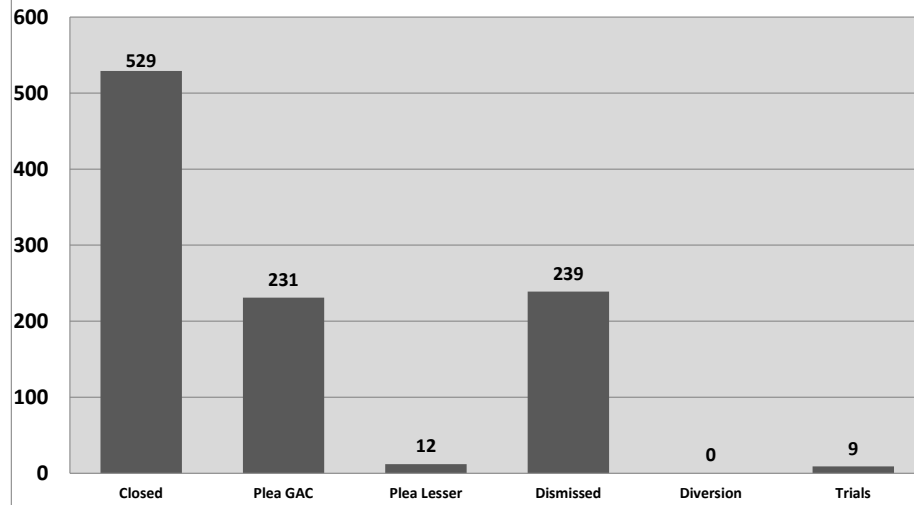
*Includes Traffic, Parish/Municipal Ordinances, Extradition and Unclassified Cases

**Life Without Parole

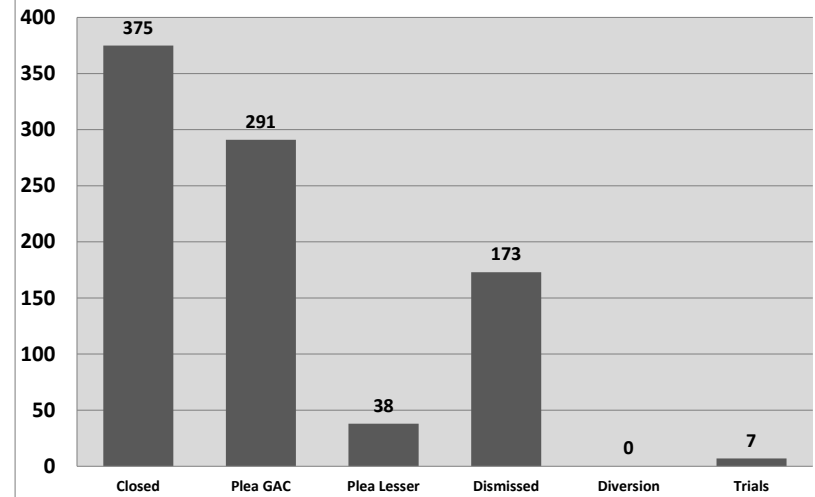
***Capital cases may include cases initially opened by the district office and transferred to a program office at some later stage in the proceedings.



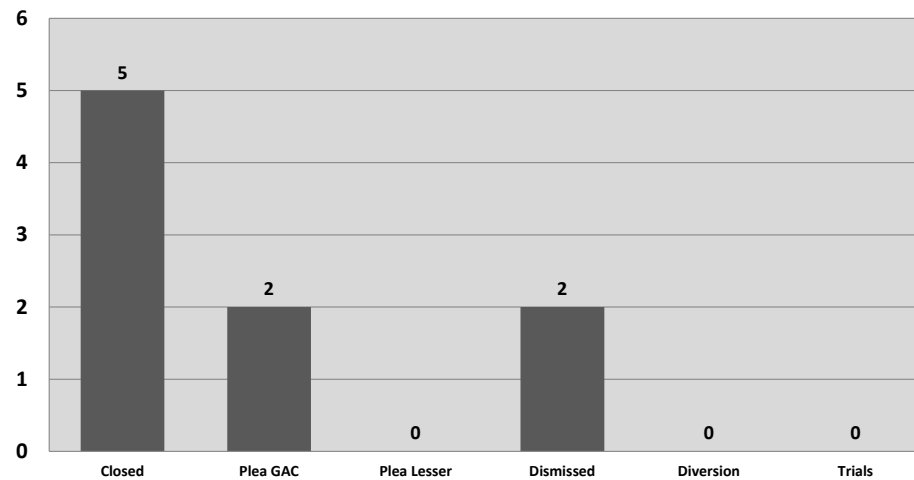
CY 2024 Delinquency Misdemeanor-Grade Outcomes



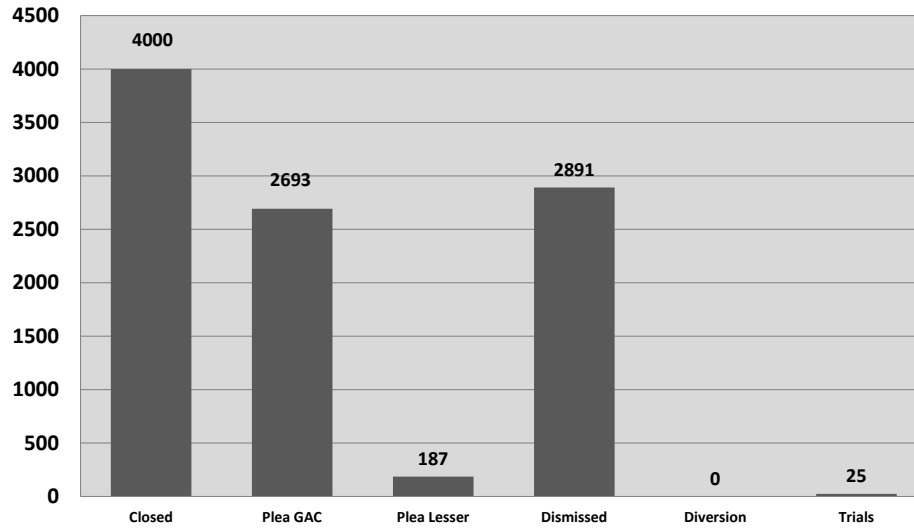
CY 2024 Delinquency Felony-Grade Outcomes



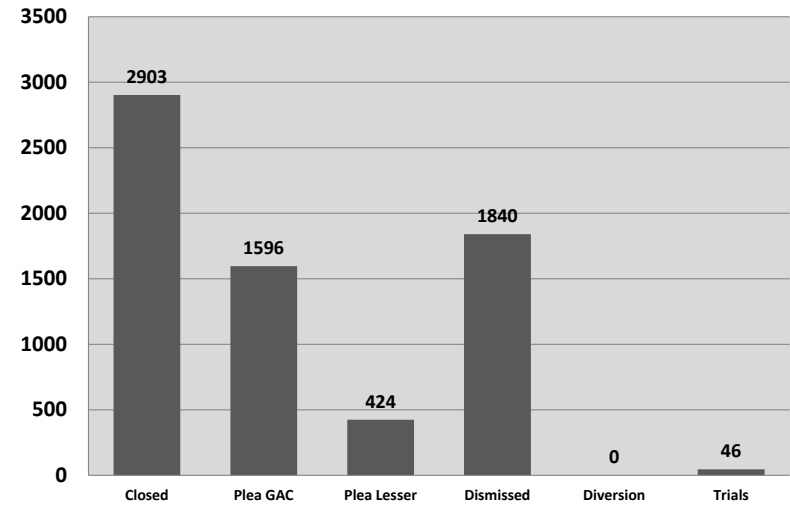
CY 2024 Delinquency Life Outcomes



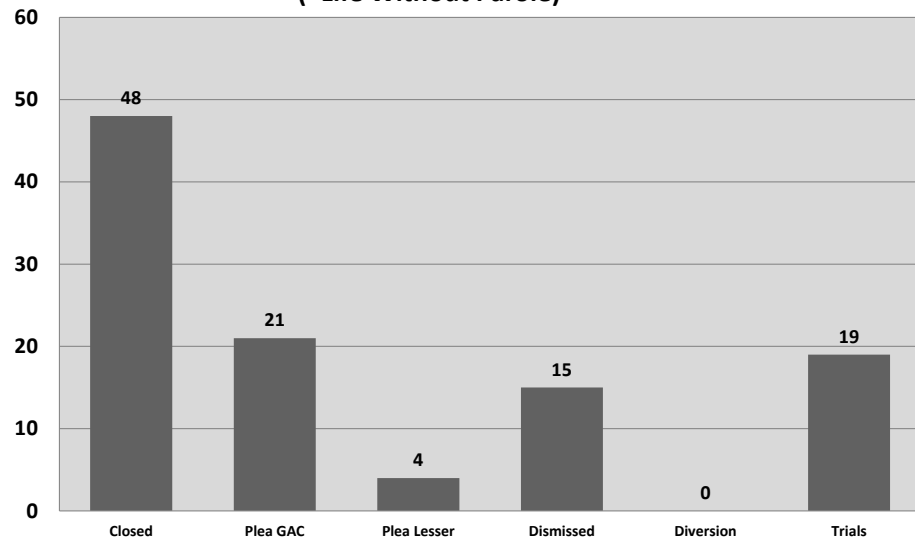
CY 2024 Adult Misdemeanor Outcomes



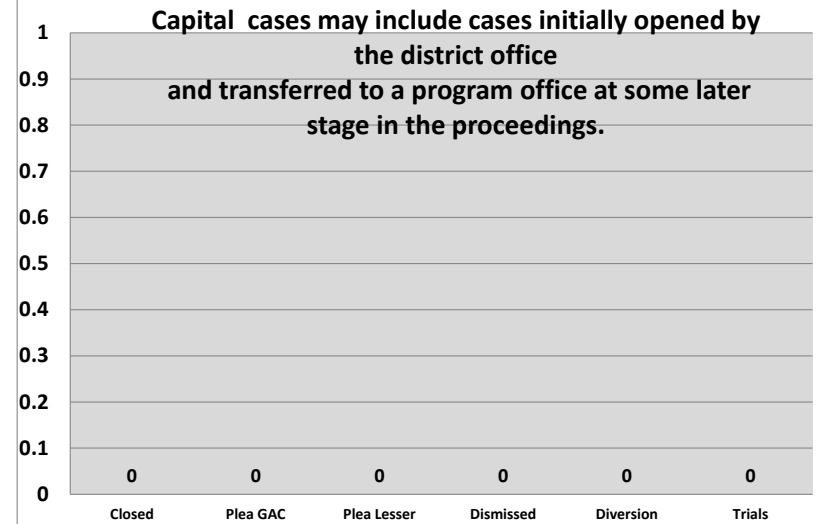
**CY 2024 Adult Felony Non-LWOP* Outcomes
(*Life Without Parole)**



**CY 2024 Adult Felony LWOP* Outcomes
(*Life Without Parole)**



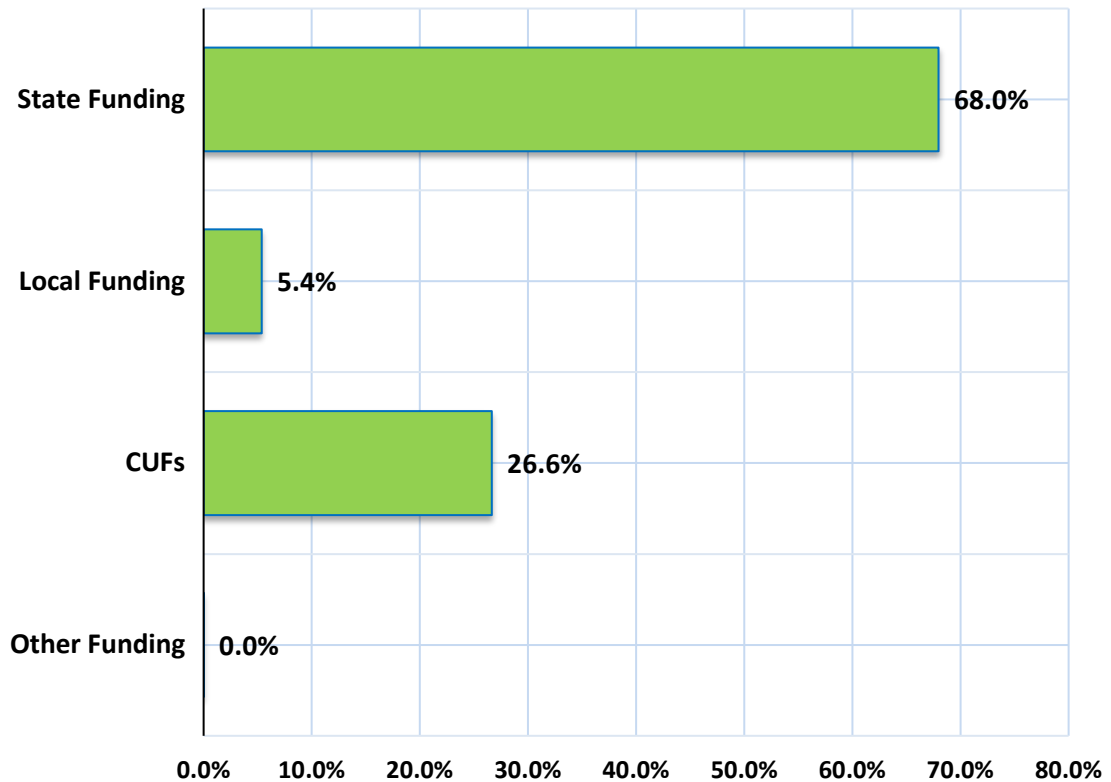
CY 2024 Capital Outcomes



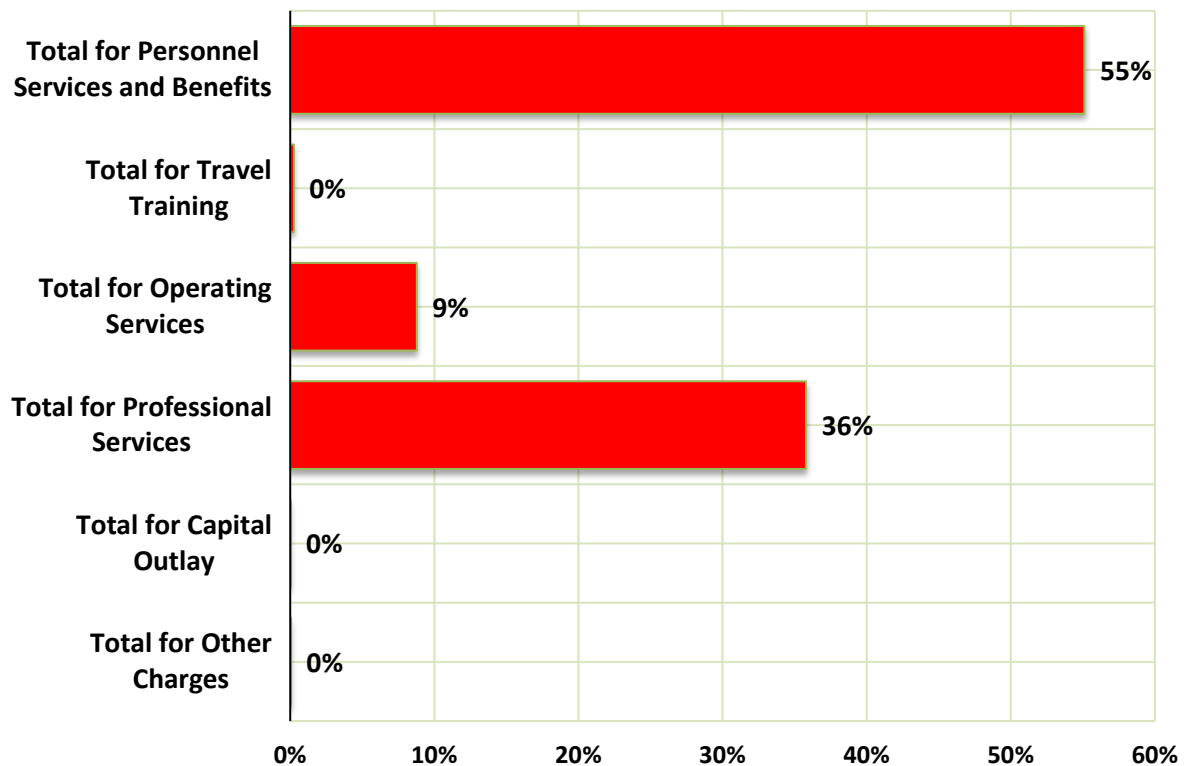
District 1 CY2024	Total CY2024
District Defender: Michelle M. AndrePont	
REVENUE	
Federal Government	
Grants - Direct	-
Grants - Indirect (pass thru State)	45,000.00
Total for Federal Government	45,000.00
State Government	
Department of Corrections	213.00
Child in Need of Care (CINC)	125,559.63
District Assistance Fund (DAF)	2,223,535.56
Supplemental/Emergency Funds	180,433.82
Grants	-
Other State Income -List source(s)	-
Total for State Government	2,529,742.01
Local Government	
Appropriations - General	203,000.00
Appropriations - Special	-
Taxes - Millages, Sales, Special, & Other	-
Condition of Probation	1,593.35
Criminal Bond Fees [\$2 per bonded case as per 15:85.1] and Surety Bond Licensing Fees [per 22:822 B]	435,463.84
Traffic Camera	-
Grants	-
Other Local Income -List source(s)	-
\$45 Special Court Costs [R.S. 15:168.B(1)] and \$35 Mayor's Court Costs	
Criminal District Court	165,007.10
City & City-Ward Courts	346,100.22
Judicial District Courts	-
Juvenile Court	-
Mayor's Court (\$35 Special Court Costs for Mayor's Court Only)	-
Magistrates' Courts	-
Municipal Court	-
Parish Courts	-
Traffic Court	-
Non-itemized, lump sum collected and remitted by all courts	-
Non-Itemized lump sum assessed by the court; collected and remitted by the Sheriff(s)	-
Non-Itemized lump sum assessed by the court; collected and remitted by the Police Juries	-
Total for \$45 Special Court Costs [R.S. 15:168.B(1)] and \$35 Mayor's Court Costs	511,107.32
Charges For Services	
\$40 Indigent Defense Application Fees [as per 15:175 A (1)(f)]	34,142.00
Partial Attorney Fees Reimbursements [as per 15:176]	26,636.96
Other Reimbursements	-
Other Local Income -List source(s)	-
Total for Charges For Services	60,778.96
Total for Local Government	1,211,943.47
Investment Earnings	
Interest Income	-
Other Investment Income - List source(s)	-
Total for Investment Earnings	-
Other Sources (Grants & Contributions)	
Non-Profit Organizations	-
Private Organizations	-
Corporate	-
Other - List source(s)	641.76
Total for Other Sources (Grants & Contributions)	641.76
Total for REVENUE	3,787,327.24

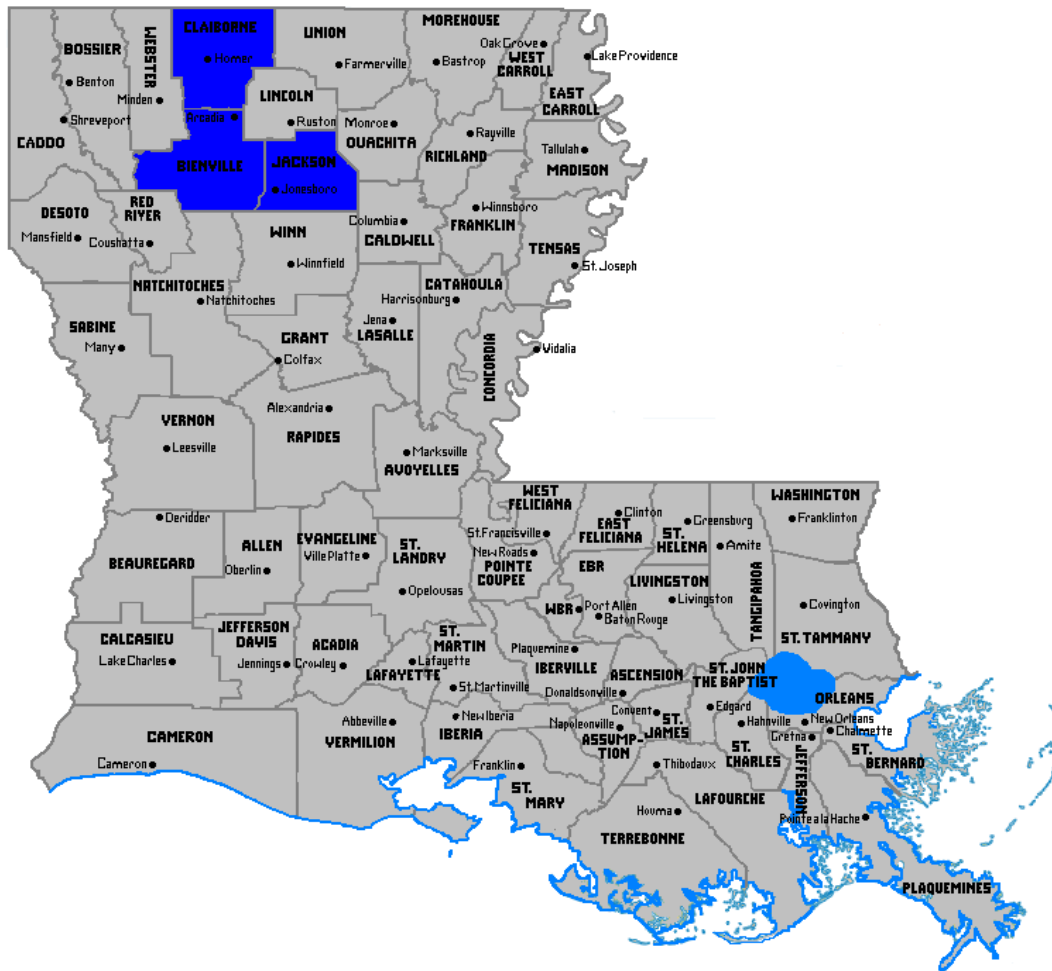
District 1 CY2024	Total CY2024
District Defender: Michelle M. AndrePont	
EXPENDITURES	
Personnel Services and Benefits	
Salaries	1,618,716.28
Accrued Leave	-
Payroll Taxes	29,703.68
Hospitalization and Disability Insurance	124,548.19
Retirement	130,618.75
Other	-
Total for Personnel Services and Benefits	1,903,586.90
Travel/Training	
Parking/Auto Tolls	331.30
Travel/Lodging/Per Diem/Mileage	8,425.27
Total for Travel/Training	8,756.57
Operating Services	
Advertisements	-
Workers' Compensation	3,241.00
Insurance - Malpractice	20,334.00
Insurance - Auto/Physical Liability	-
Insurance - Other	1,140.00
Lease - Office	191,908.01
Lease - Auto/Equipment	7,560.00
Lease - Other	-
Office Repair and Maintenance	-
Office - Telephone/Utilities/Postage/Internet	32,942.62
Dues and Seminars	8,824.05
Law Library/Journals/Subscriptions	29,002.77
Office Supplies	8,635.64
Total for Operating Services	303,588.09
Professional Services	
Audit/Accounting Expense	54,345.91
Contract Clerical	-
Expert Witness	-
Investigators	24,000.00
Interpreters	-
Social Workers	48,000.00
Capital Representation	-
Conflict	542,529.95
Contract - Juvenile Attorneys or CINC	471,159.50
Misdemeanor Attorney Contracts	72,075.00
Contract Attorneys - all other	-
IT/Technical Support	23,970.04
Total for Professional Services	1,236,080.40
Capital Outlay	
Major Acquisitions	199.74
Total for Capital Outlay	199.74
Other Charges	
Other Operating Expenses	1,649.68
Total for Other Charges	1,649.68
Total for EXPENDITURES	3,453,861.38
<p>"Note that some data in this report may change due to district corrections or revisions."</p>	

CY24 REVENUES



CY24 EXPENDITURES



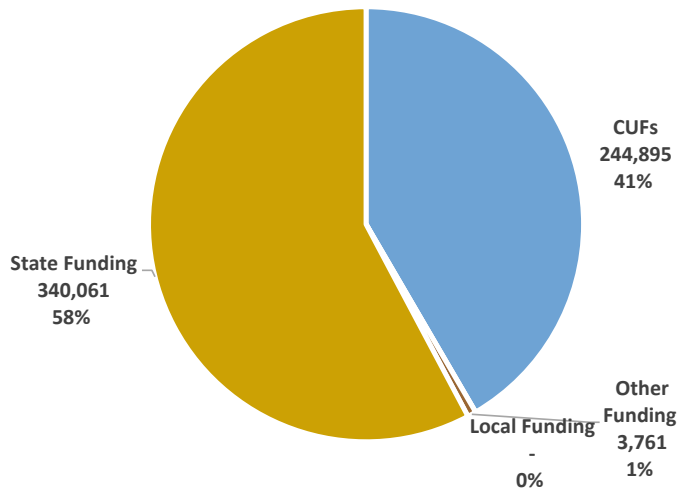


THE 2ND JUDICIAL DISTRICT PUBLIC DEFENDERS' OFFICE

BIENVILLE (ARCADIA) - CLAIBORNE (HOMER) - JACKSON (JONESBORO)

DISTRICT DEFENDER: STEVEN M. GATLIN
100 COURTHOUSE DRIVE, SUITE 2400
ARCADIA, LA 71001
(318) 263-7435

2024 Funding Sources

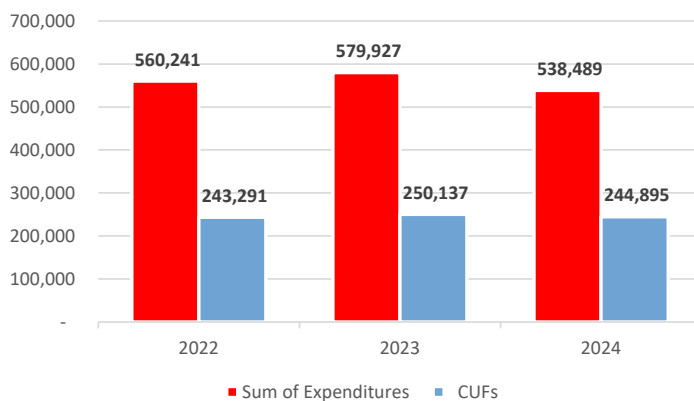


In 2024, the 2nd Judicial District Office of the Public Defender received \$588,716 in total revenues. Of the total revenues received, 41% of funding was derived from Conviction and User Fees (CUFs), which exceeds the statewide average of 31%. Fifty-eight percent of district office funding was derived from state supplemental assistance.

Statutory Conviction and User Fees (CUFs) Judicial District Indigent Defender Fund

Revenue Stream	Statutory Authority
Special Court Costs (\$45)	R.S. 15:168(B)
Mayor's Court	R.S. 33:441)
Application Fee (\$40)	R.S. 15:175)
Partial Reimbursement	R.S. 15:176)
Bond Forfeiture	R.S. 15:571.11)
Civil Forfeiture (RICO)	R.S. 15:1356)
Posting of Criminal Bond (\$2)	R.S. 15:85.1)
Commercial Surety Bonds (\$45)	R.S. 22:822)

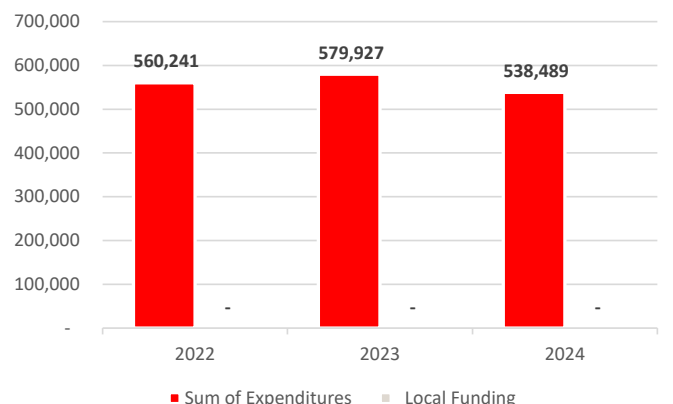
Comparison of 2024 Expenditures to CUFs



Louisiana's Public Defense System is intended to be funded primarily by Conviction and User Fees (CUFs). CUFs are comprised of eight statutes that require district court judges, city court judges, and mayors to assess fines or fees on people who have been convicted of a crime, traffic violation, or ordinance. CUFs are also generated by other actions in the criminal justice system such as bond fees, forfeitures, and application fees.

What was intended to serve as the primary funding source for public defenders only accounted for 45.5% of the office's expenditures in CY 2024.

Comparison of 2024 Expenditures to Local Revenues



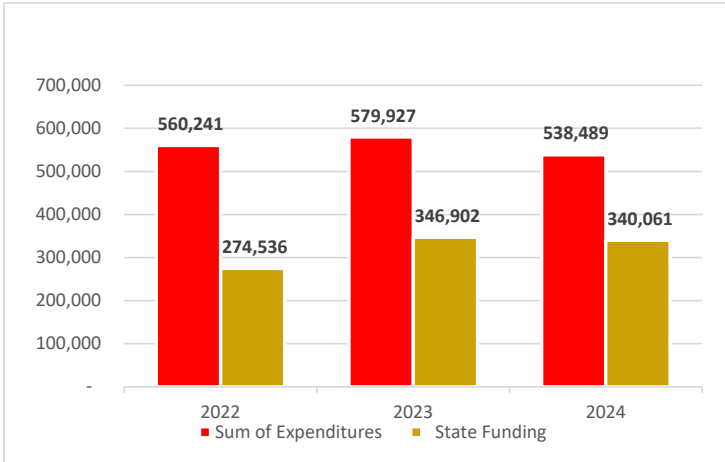
In 2024, the 2nd District Office of the Public Defender did not receive funding from the local governments or criminal justice system.

However, the office receives in-kind support in the form of office space within the courthouse in Bienville and Jackson Parishes.

**2ND JUDICIAL DISTRICT: BIENVILLE, CLAIBORNE & JACKSON
PARISHES**

**Steven M. Gatlin
District Defender**

Comparison of 2024 Expenditures to State Funding



The failure of the public defender's system unstable funding stream has resulted in an increased reliance on state supplemental assistance for solvency in Bienville, Claiborne, and Jackson Parishes.

During Calendar Year 2024, the office received state funding totaling nearly 63% of the office's expenditures. State supplemental assistance has increased each of the last two years.

The 2nd Judicial District Office of the Public Defender is a multi-parish district comprised of the parishes of Bienville, Claiborne, and Jackson.

Public Defender's represent indigent persons accused of a crime or involved in Child in Need of Care matters across 3 sections of court.

In the 2nd Judicial District, Public Defenders handle juvenile delinquency, Child in Need of Care, misdemeanor, and felony cases.

**Number of Parishes in the
Judicial District**

3

**Number of Weighted
Sections of Court**

3

District 2 **Total Cases Handled
in 2024** → **1,667**

**Individuals
Represented in CY24** → **1,160**

Adult Misdemeanors

675

**Adult Felonies &
LWOPs**

857

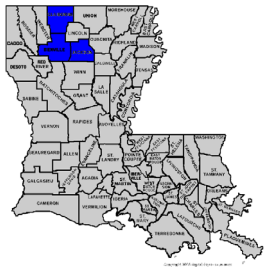
Delinq. & FINS Cases

85

**CINC &
Termination**

50

During Calendar Year 2024, the 2nd Judicial District Office of the Public Defender represented 1,160 individuals in 1,667 total cases. Undoubtedly, a significant portion of the cases handled during 2024 were rooted in the effects of Louisiana's mental health and substance abuse crises. As the Office of the State Public Defender seeks a stable, reliable, and adequate funding stream that is not reliant on Conviction and User Fees (CUFs) we also seek to have a criminal justice system that we can pay for. A system that focuses on non-carceral rehabilitative interventions when appropriate.



THE 2ND JDC PUBLIC DEFENDERS' OFFICE

Parish(es) & Seat(s)	Bienville - Arcadia; Claiborne - Homer; Jackson - Jonesboro
Population	41,690
District Defender	Steven M. Gatlin
Years as District Defender	3
Before Becoming District Defender, Years in Public Defense	6
Does the District Defender Maintain a Private Practice? If NO, Simply Enter a Zero. If Yes, Enter the Number of Estimated Hours Per Month on Average	70
Office Manager	Jessica Walker
Primary Office Street Address	100 Courthouse Drive, Suite 2400
City	Arcadia
ZIP	71001
Days of Week Open (M-F) and Office Hours (am -pm)	8:30-4:30
Primary Phone	318-263-7435
Primary Mailing Address	P.O. Box 471, Jonesboro, 71251-0471
Primary Fax Number	318-576-1900
Primary Emergency Contact	Steven M. Gatlin
Primary Emergency Phone	318-243-5283
Secondary Emergency Contact	Jessica Walker
Secondary Emergency Phone	318-263-7435
Other District Office(s) Physical and Mailing Addresses and Phone Numbers	525 East Court Street, 2nd Floor, Jonesboro, LA 71251
Other District Office Contact Personnel (Primary Only)	Lee Brown
Name of Owner(s) of Office(s)/Building (i.e., Lessor)	Bienville Parish Police Jury & Jackson Parish Police Jury
If The Office Does Not Own Its Building(s) AND Pays No Rent, Indicate The Source Of Office Space Support	Bienville Parish Police Jury
Total Annual Cash Support by Local Appropriation or Tax/Millage (indicate if this figure is an estimate)	Starting in 2024, the Jackson Parish Police Jury will provide financial support in the amount of \$5,000.00. Update: They voted to make the payment, but never did.

# And Job Titles Of All Staff Whose Wages Are Provided By Local Government	0
Total PDO Staff Costs <u>Provided by Local Government</u>	0
# of Workers with Retirement Benefits <u>Paid by Local Government</u>	0
Total Annual Cost of Retirement Benefits <u>Paid by Local Government</u> (if unknown enter "UNK")	0
# of Workers with Health Benefits Paid by Local Government	0
Total Annual Cost of Health Benefits Paid by Local Government (if unknown enter "UNK")	0
List Any Other Local In-Kind Contributions Or Other Support From Local Government	0
Courts and Locations	2nd JDC Div. A, 513 N. Main St., Homer, LA 71040; 2nd JDC Div. B, 200 Courthouse, 500 E. Court St., Jonesboro, LA 71251; 2nd JDC Div. C, 208 Courthouse, 100 Courthouse Dr., Arcadia, LA 71001
Number of Divisions/Sections of Criminal Court for Each Court in District (Include District Court, CRIMINAL District Court, City Court, Municipal Court, Mayor's Court, etc.) For Which your Office Provides Representation	3 divisions
Name of Adult Detention Facilities in This District	Jackson Parish Jail, Jonesboro; Claiborne Parish Detention Center; Homer; David Wade Correctional Center, Homer, Bienville Parish Jail, Arcadia, LA.
Name of Adult Detention Facilities Outside the District Which Hold Clients	Bayou Dorchet Corr. Cntr, Minden; Richland Parish Det. Cntr, Rayville; LaSalle Corr. Cntr, Olla; Union Parish Det. Cntr., Farmerville
Name of Juvenile Detention Facilities In This District	Jackson Parish Jail
Name of Juvenile Detention Facilities Outside the District Which Hold Clients	Ware Youth Center, Coushatta; Green Oaks Detention Center, Monroe
Do Your Courts Routinely Bring Juveniles Before The Judge In Shackles If They Are Being Held In Detention Or Secure Custody At The Time Of The Hearing? Note That Ch. Code Art. 408 Forbids Routine Shackling	No. While there is no policy the shackles are usually removed prior to entering the courtroom
District Attorney	Daniel "Danny" W. Newell
Chief Judge of Criminal District Court	Glen Fallin became chief judge upon Judge Clason's retirement which was effective September 30, 2020.
Juvenile Court Judges (Specify District of City Court)	N/A
Drug Court Judges	N/A
Mental Health Court Judges	N/A
Other Specialty Court	N/A
Name of Specialty and Brief Description:	N/A
Short Term Critical Issue Areas	conflict counsel funding which exacerbate the long-term funding issues
Long-Term Critical Issue Areas and other External Factors (outside of your control) that Negatively Affect the Delivery of Services in Your District	Decrease in local funds. Lack of Sheriff's Offices to actively work traffic and LACE has reduced CUF's.

2024 Media Coverage and/or Major Accomplishments	Juveniles from Angola were transferred to Jackson Parish Jail. Many of them have been charged with new violent crimes in jail. There have been multiple news articles about the issues and a federal lawsuit.
Describe Supervisory Structure in Your District (For Attorneys and Non-Attorneys)	District Defender supervises all attorneys and the office staff. One defender has supervisory duties over the office staff.
Medical Benefits for Any Staff, Please Describe, Noting Who Pays For the Benefit	None
Number of Cases Involving Children Under Age 18 (prior to April 19, 2024), and Children Under Age 17 (After April 19, 2024) in Your District That Were Directly Filed in Adult Court or Transferred to Adult Court in 2024	2 (still pending)
Number of Cases Involving Children Under Age 18 (prior to April 19, 2024), and Children Under Age 17 (After April 19, 2024) in Your District in Which a Transfer of a Child to Adult Court was Denied	None
Please Provide the Names of All State Representatives and Senators from Your District	U.S. Senators John Kennedy and Bill Cassidy. U.S. Representative, Mike Johnson, Speaker of the House. Senators: Jay Luneau, Alan Seabaugh, Stewart Cathey, Jay Morris. Representatives: Rashid Young and Jack McFarland
What Changes Have You Implemented in Your District Office in 2024 That Have Improved the Delivery of Public Defender Services?	Encouraged line defenders to work together and assist each other in trial settings. One of the trial teams received a not guilty verdict.

2nd District Defender Office CY 2024 Caseloads & Outcomes


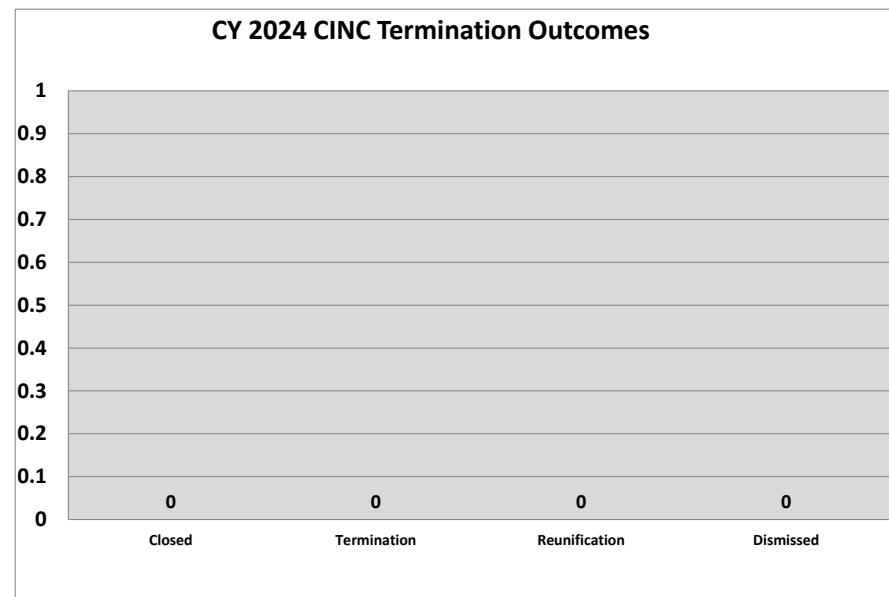
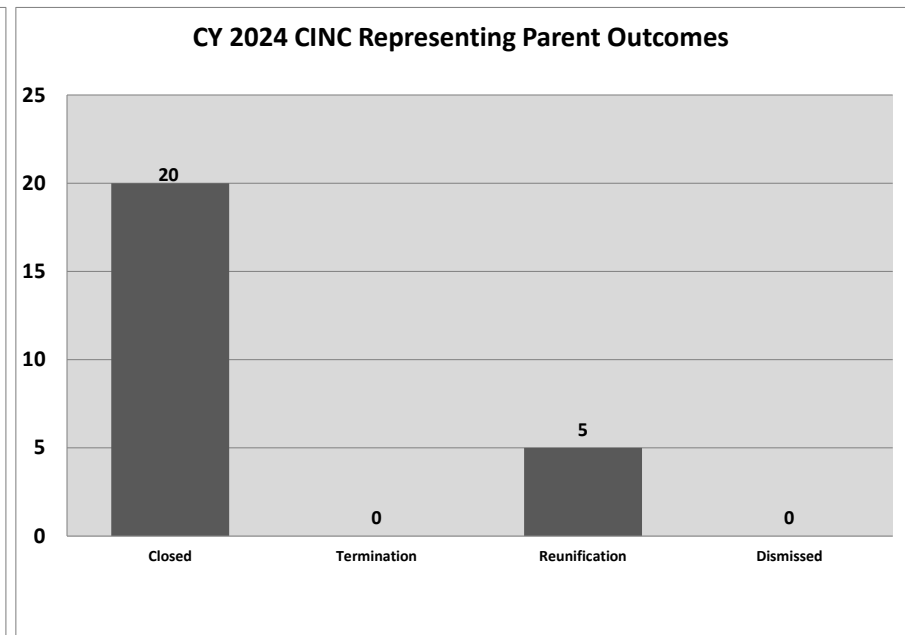
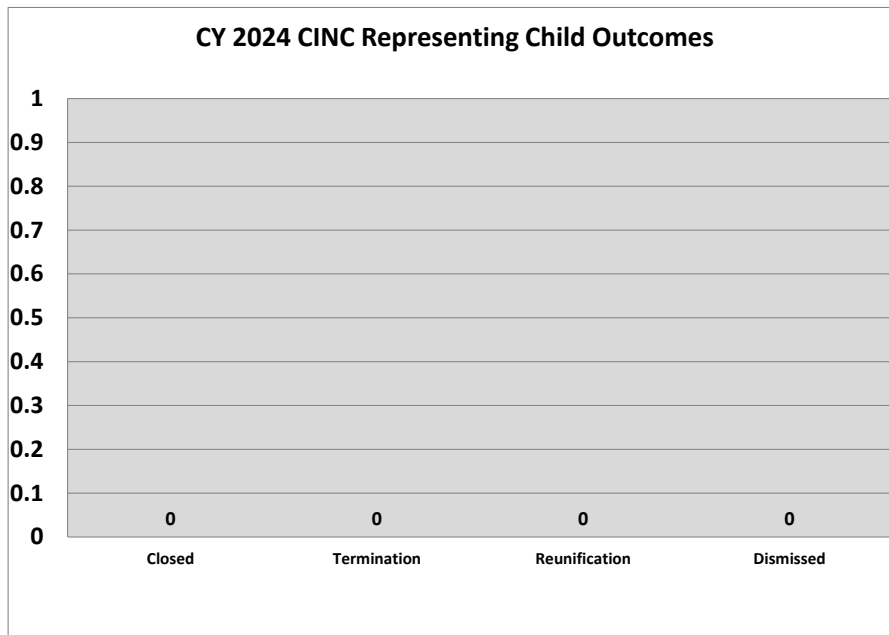
Case Type	New Cases 01/1/2024- 12/31/2024	Closed Cases 01/1/2024- 12/31/2024	Pending Cases* (# of Cases pending on 12/31/2023)	# of Cases pending on 12/31/2022 plus New Cases Received 01/1/2024- 12/31/2024	# Cases Resulting in Termination of Parental Rights	# Cases Resulting in Reunification	# Charges with Admit/Guilt y Plea to Current Offense	# Charges with Plea of Guilty to Lesser Charge	# Charges Resulting in Dismissal	# Charges Resulting in Diversion or Deferred Disposition	# Jury Trials: Found Not Guilty	# Jury Trials: Found Guilty	# Judge Trials: Found Not Guilty	# Judge Trials: Found Guilty	Total Trials
Child Support	0	0	0	0	N/A	N/A	N/A	N/A	0	N/A	N/A	N/A	N/A	N/A	0
CINC-Child	0	0	0	0	0	0	N/A	N/A	0	N/A	N/A	N/A	N/A	N/A	0
CINC-Parent	4	20	46	50	0	5	N/A	N/A	0	N/A	N/A	N/A	N/A	N/A	0
Termination	0	0	0	0	0	0	N/A	N/A	0	N/A	N/A	N/A	N/A	N/A	0
FINS	0	0	0	0	N/A	N/A	0	0	0	0	N/A	N/A	N/A	N/A	0
Delinquency Misdemeanor	19	37	54	73	N/A	N/A	2	0	4	2	N/A	N/A	0	0	0
Delinquency Felony	5	7	6	11	N/A	N/A	5	0	6	0	N/A	N/A	0	0	0
Delinquency-Life	0	1	1	1	N/A	N/A	2	0	1	0	N/A	N/A	0	0	0
Juvenile Revocations	0	0	0	0	N/A	N/A	0	0	0	N/A	N/A	N/A	N/A	N/A	0
Adult Misdemeanor*	404	407	271	675	N/A	N/A	76	4	132	0	0	0	0	4	4
Adult Felony Non-LWOP**	426	432	378	804	N/A	N/A	72	35	59	0	1	4	0	2	7
Adult LWOP	5	9	13	18	N/A	N/A	1	3	0	0	0	0	0	0	0
Capital***	0	0	0	0	N/A	N/A	0	0	0	0	0	0	0	0	0
Revocations	20	26	35	35	N/A	N/A	0	0	1	0	N/A	N/A	N/A	N/A	0
PCR	0	0	0	0	N/A	N/A	N/A	N/A	N/A	N/A	N/A	N/A	0	0	0
SOAP	0	0	0	0	N/A	N/A	N/A	N/A	N/A	N/A	N/A	N/A	N/A	N/A	0

NOTE: Charges columns include all charges filed in association with a particular Case Type, regardless of each charge's severity.

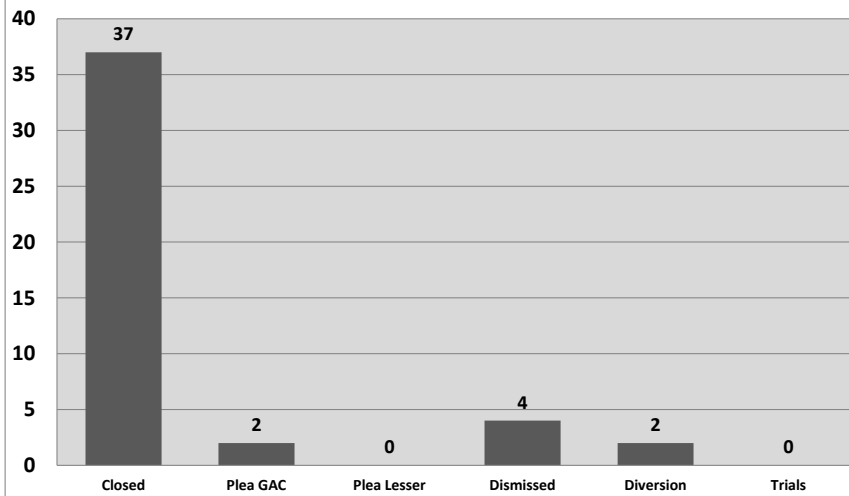
*Includes Traffic, Parish/Municipal Ordinances, Extradition and Unclassified Cases

**Life Without Parole

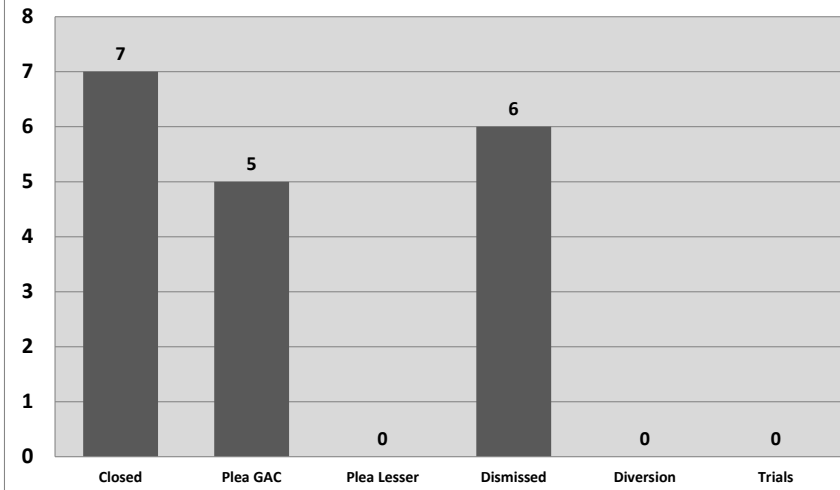
***Capital cases may include cases initially opened by the district office and transferred to a program office at some later stage in the proceedings.



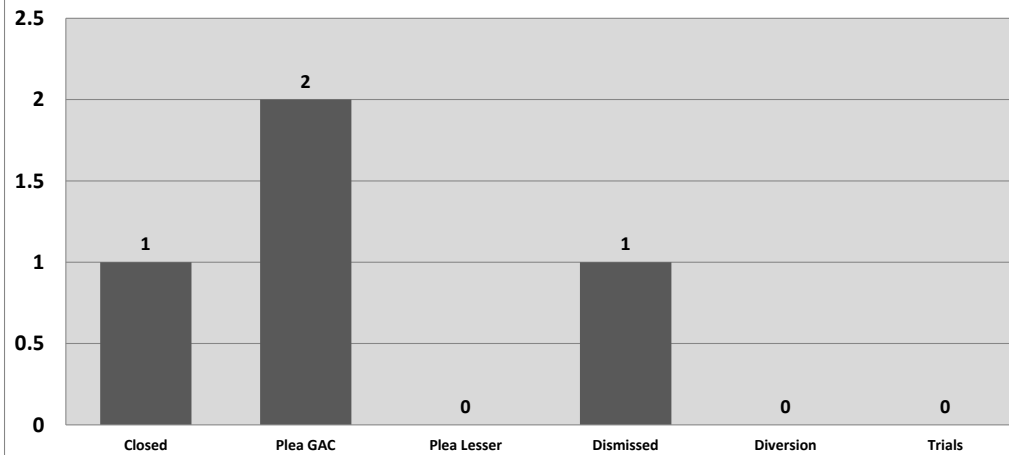
CY 2024 Delinquency Misdemeanor-Grade Outcomes



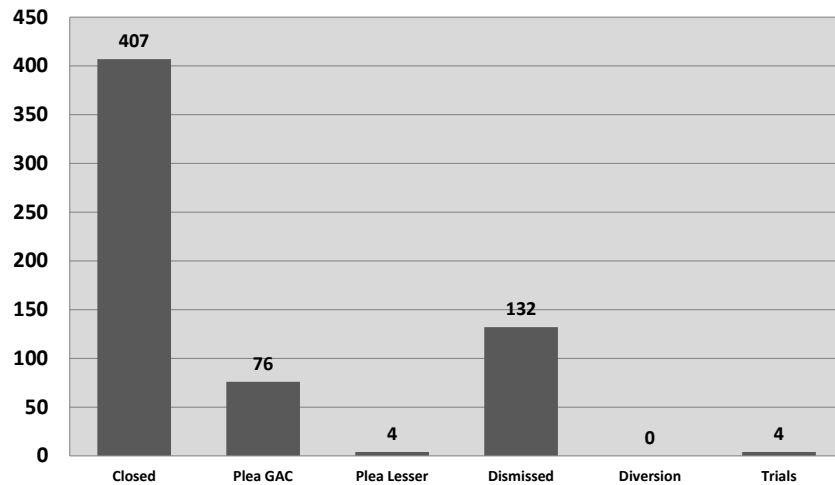
CY 2024 Delinquency Felony-Grade Outcomes



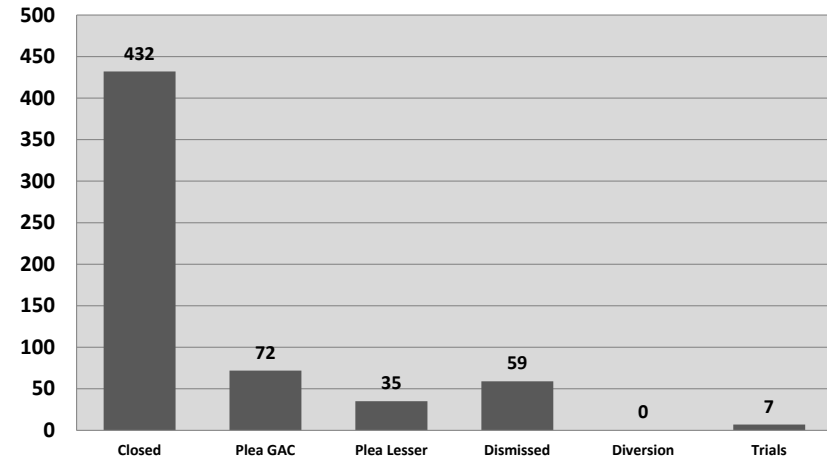
CY 2024 Delinquency Life Outcomes



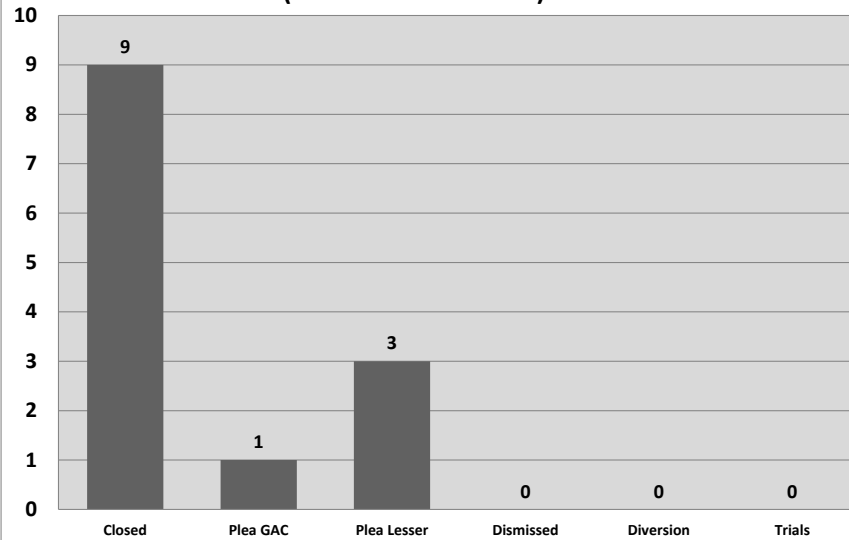
CY 2024 Adult Misdemeanor Outcomes



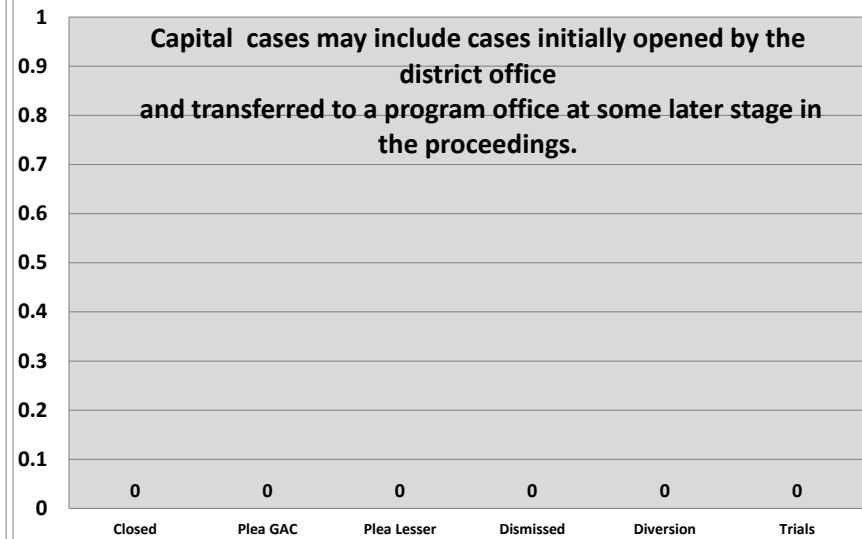
**CY 2024 Adult Felony Non-LWOP* Outcomes
(*Life Without Parole)**



**CY 2024 Adult Felony LWOP* Outcomes
(*Life Without Parole)**



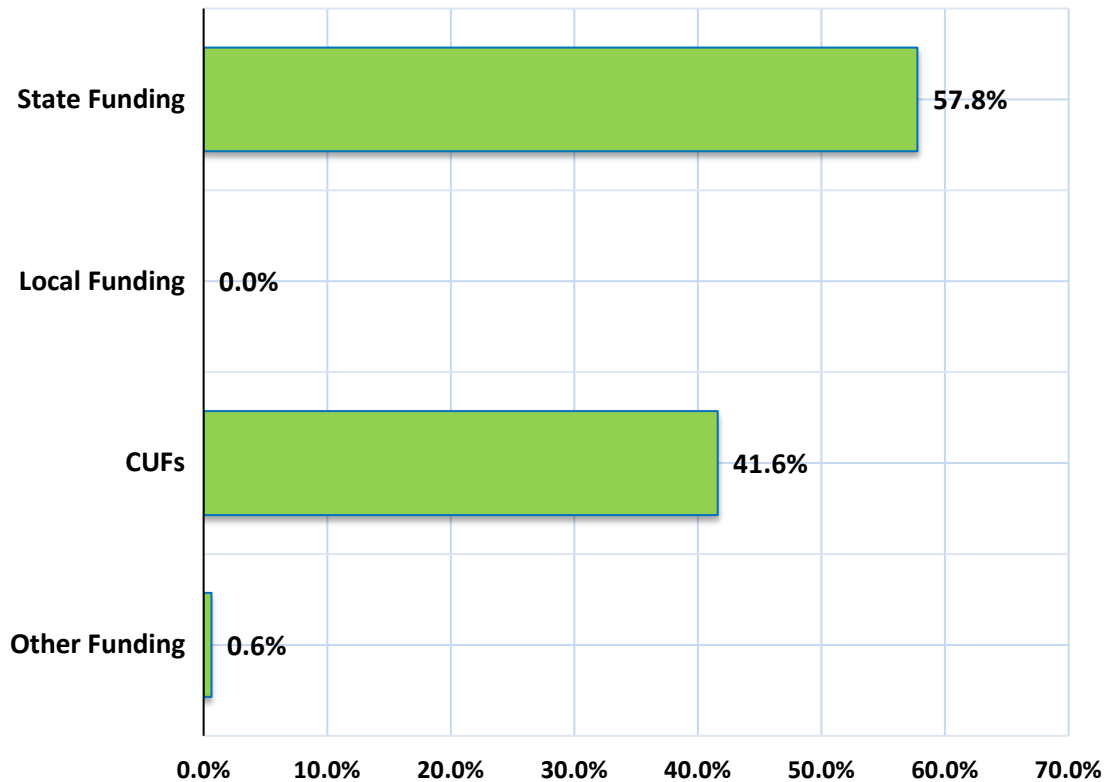
CY 2024 Capital Outcomes



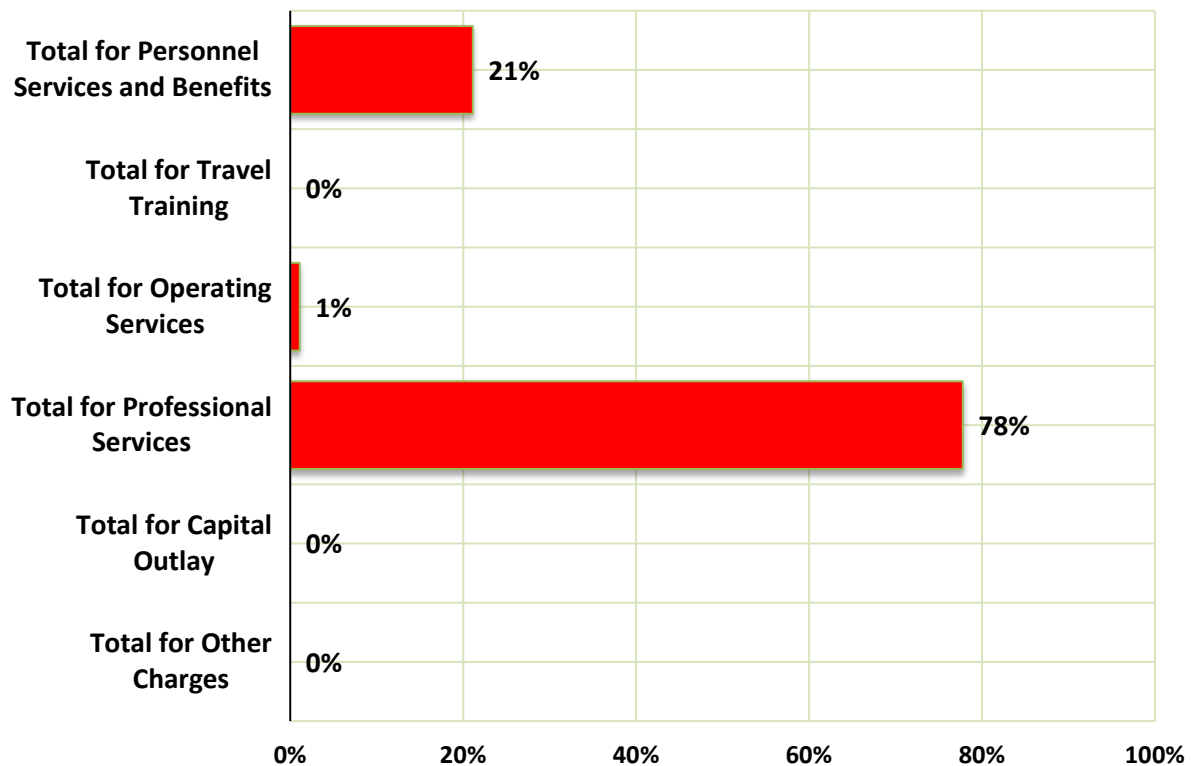
District 2 CY2024	Total CY2024
District Defender: Steven M. Gatlin	
REVENUE	
Federal Government	
Grants - Direct	-
Grants - Indirect (pass thru State)	-
Total for Federal Government	-
State Government	
Department of Corrections	-
Child in Need of Care (CINC)	36,000.00
District Assistance Fund (DAF)	293,595.75
Supplemental/Emergency Funds	10,465.27
Grants	-
Other State Income -List source(s)	-
Total for State Government	340,061.02
Local Government	
Appropriations - General	-
Appropriations - Special	-
Taxes - Millages, Sales, Special, & Other	-
Condition of Probation	-
Criminal Bond Fees [\$2 per bonded case as per 15:85.1] and Surety Bond Licensing Fees [per 22:822 B]	67,723.50
Traffic Camera	-
Grants	-
Other Local Income -List source(s)	-
\$45 Special Court Costs [R.S. 15:168.B(1)] and \$35 Mayor's Court Costs	
Criminal District Court	20,156.57
City & City-Ward Courts	-
Judicial District Courts	54,849.30
Juvenile Court	-
Mayor's Court (\$35 Special Court Costs for Mayor's Court Only)	230.00
Magistrates' Courts	3,930.00
Municipal Court	-
Parish Courts	8,035.46
Traffic Court	85,165.30
Non-itemized, lump sum collected and remitted by all courts	-
Non-Itemized lump sum assessed by the court; collected and remitted by the Sheriff(s)	-
Non-Itemized lump sum assessed by the court; collected and remitted by the Police Juries	-
Total for \$45 Special Court Costs [R.S. 15:168.B(1)] and \$35 Mayor's Court Costs	172,366.63
Charges For Services	
\$40 Indigent Defense Application Fees [as per 15:175 A (1)(f)]	1,545.00
Partial Attorney Fees Reimbursements [as per 15:176]	3,259.50
Other Reimbursements	-
Other Local Income -List source(s)	600.00
Total for Charges For Services	5,404.50
Total for Local Government	245,494.63
Investment Earnings	
Interest Income	2,593.69
Other Investment Income - List source(s)	-
Total for Investment Earnings	2,593.69
Other Sources (Grants & Contributions)	
Non-Profit Organizations	-
Private Organizations	-
Corporate	-
Other - List source(s)	566.97
Total for Other Sources (Grants & Contributions)	566.97
Total for REVENUE	588,716.31

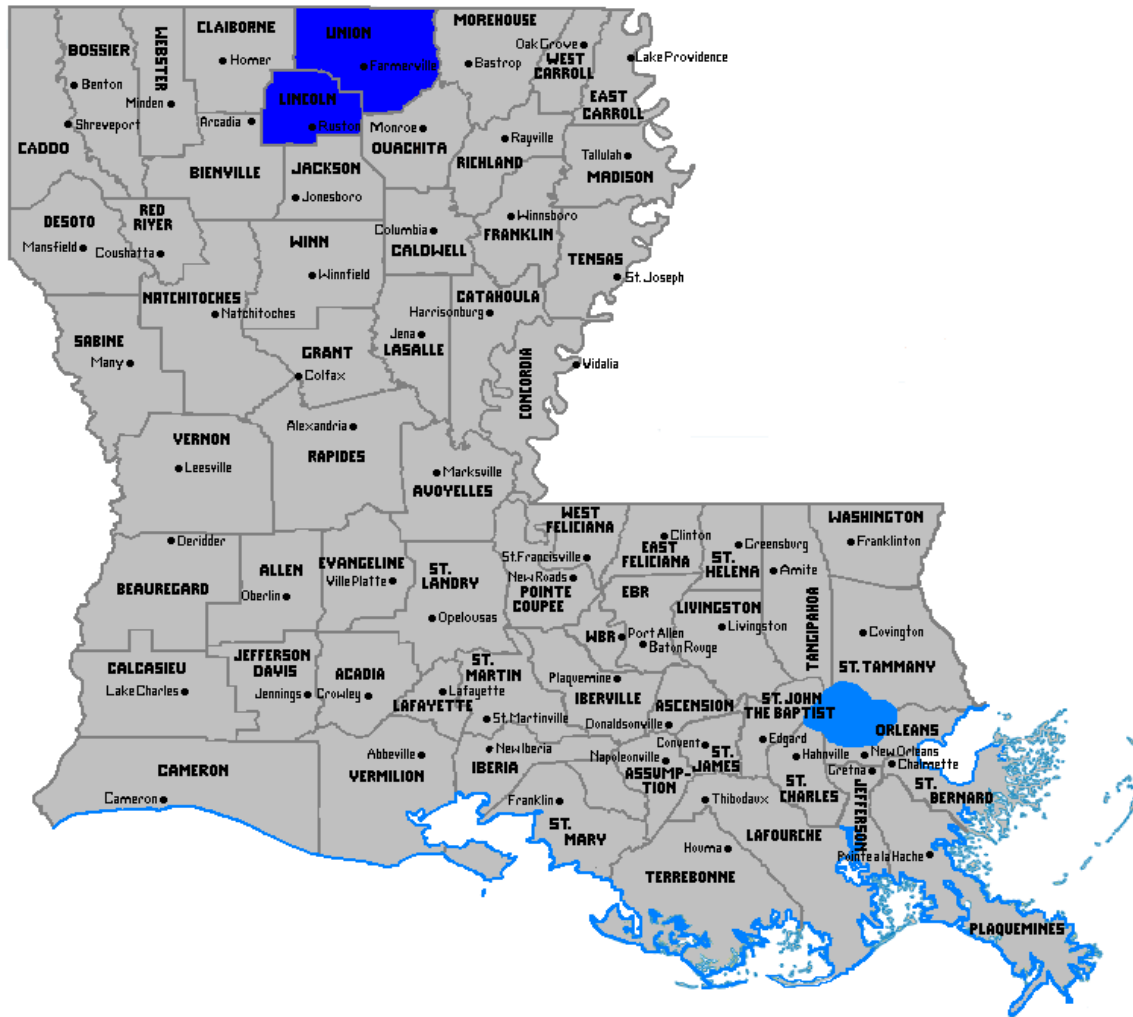
District 2 CY2024	Total CY2024
District Defender: Steven M. Gatlin	
EXPENDITURES	
Personnel Services and Benefits	
Salaries	105,294.49
Accrued Leave	-
Payroll Taxes	8,344.82
Hospitalization and Disability Insurance	-
Retirement	-
Other	-
Total for Personnel Services and Benefits	113,639.31
Travel/Training	
Parking/Auto Tolls	-
Travel/Lodging/Per Diem/Mileage	-
Total for Travel/Training	-
Operating Services	
Advertisements	100.89
Workers' Compensation	1,502.51
Insurance - Malpractice	899.09
Insurance - Auto/Physical Liability	-
Insurance - Other	-
Lease - Office	-
Lease - Auto/Equipment	-
Lease - Other	-
Office Repair and Maintenance	-
Office - Telephone/Utilities/Postage/Internet	113.50
Dues and Seminars	-
Law Library/Journals/Subscriptions	1,917.81
Office Supplies	1,469.24
Total for Operating Services	6,003.04
Professional Services	
Audit/Accounting Expense	17,271.25
Contract Clerical	-
Expert Witness	3,625.00
Investigators	-
Interpreters	-
Social Workers	-
Capital Representation	-
Conflict	-
Contract - Juvenile Attorneys or CINC	99,000.00
Misdemeanor Attorney Contracts	104,000.00
Contract Attorneys - all other	195,200.00
IT/Technical Support	(250.00)
Total for Professional Services	418,846.25
Capital Outlay	
Major Acquisitions	-
Total for Capital Outlay	-
Other Charges	
Other Operating Expenses	-
Total for Other Charges	-
Total for EXPENDITURES	538,488.60
<p>"Note that some data in this report may change due to district corrections or revisions."</p>	

CY24 REVENUES



CY24 EXPENDITURES

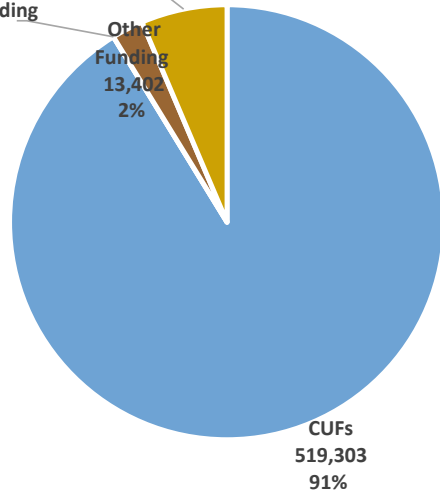




THE 3RD JUDICIAL DISTRICT
PUBLIC DEFENDERS' OFFICE
LINCOLN (RUSTON) - UNION (FARMERVILLE)

DISTRICT DEFENDER: RICK L. CANDLER
609 NORTH TRENTON
RUSTON, LA 71270
(318) 254-0070

2024 Funding Sources

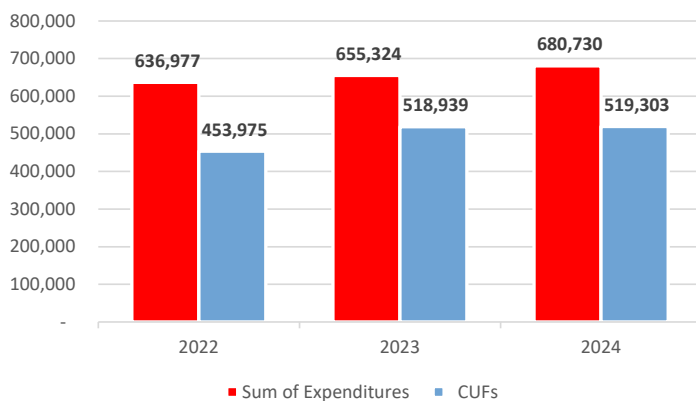


In 2024, the 3rd Judicial District Office of the Public Defender received \$569,108 in total revenues. Of the total revenues received, 91% of funding was derived from Conviction and User Fees (CUFs), which significantly exceeds the statewide average of 31%. Only 7 percent of district office funding was derived from state supplemental assistance.

Statutory Conviction and User Fees (CUFs)
Judicial District Indigent Defender Fund

Revenue Stream	Statutory Authority
Special Court Costs (\$45)	R.S. 15:168(B)
Mayor's Court	R.S. 33:441)
Application Fee (\$40)	R.S. 15:175)
Partial Reimbursement	R.S. 15:176)
Bond Forfeiture	R.S. 15:571.11)
Civil Forfeiture (RICO)	R.S. 15:1356)
Posting of Criminal Bond (\$2)	R.S. 15:85.1)
Commercial Surety Bonds (\$45)	R.S. 22:822)

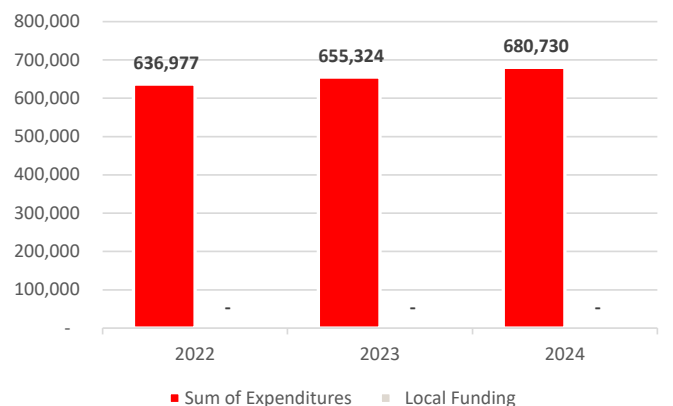
Comparison of 2024 Expenditures to CUFs



Louisiana's Public Defense System is intended to be funded primarily by Conviction and User Fees (CUFs). CUFs are comprised of eight statutes that require district court judges, city court judges, and mayors to assess fines or fees on people who have been convicted of a crime, traffic violation, or ordinance. CUFs are also generated by other actions in the criminal justice system such as bond fees, forfeitures, and application fees.

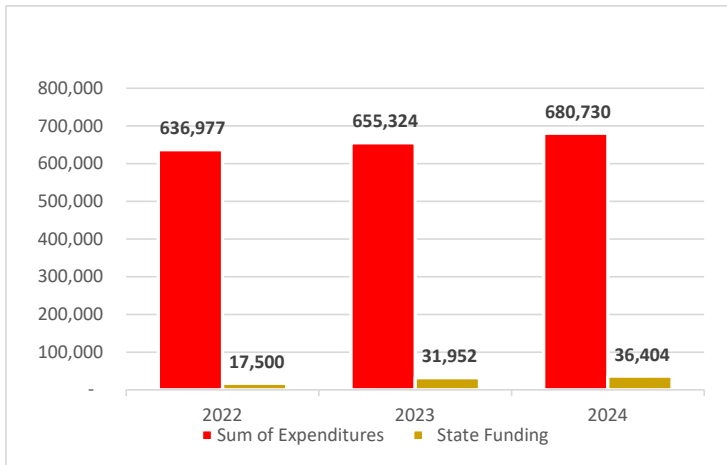
In the 3rd District, the funding mechanism functions as intended, with 76% of the office's expenditures accounted for by CUFs in CY 2024.

Comparison of 2024 Expenditures to Local Revenues



In 2024, the 3rd Judicial District Office of the Public Defender did not receive any local funding or in-kind support from the local governments within the district.

Comparison of 2024 Expenditures to State Funding

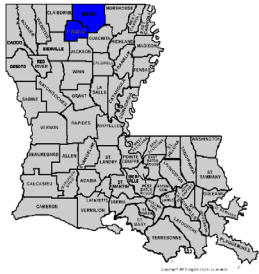


The failure of the public defender's system unstable funding stream that has resulted in an increased reliance on state supplemental assistance for solvency in jurisdictions across the state, has led to the 3rd Judicial District Office of the Public Defender receiving limited supplemental state assistance. State resources have gone towards ensuring solvency in other parts of the state. During Calendar Year 2024, the office received state funding totaling only 5% of the office's expenditures.

	Number of Parishes in the Judicial District	Number of Weighted Sections of Court
<p>The 3rd Judicial District Office of the Public Defender is a multi-parish district comprised of the parishes of Lincoln and Union.</p> <p>Public Defender's represent indigent persons accused of a crime or involved in Child in Need of Care matters across 4 sections of court.</p> <p>In the 3rd Judicial District, Public Defenders handle juvenile delinquency, Child in Need of Care, misdemeanor, and felony cases.</p>	2	4



During Calendar Year 2024, the 3rd Judicial District Office of the Public Defender represented 1,809 individuals in 3,249 total cases. Undoubtedly, a significant portion of the cases handled during 2024 were rooted in the effects of Louisiana's mental health and substance abuse crises. As the Office of the State Public Defender seeks a stable, reliable, and adequate funding stream that is not reliant on Conviction and User Fees (CUFs), we also seek to have a criminal justice system that we can pay for. A system that focuses on non-carceral rehabilitative interventions when appropriate.



THE 3RD JDC PUBLIC DEFENDERS' OFFICE

Parish(es) & Seat(s)	Lincoln - Ruston; Union - Farmerville
Population	68,712
District Defender	Rick L. Candler, Director
Years as District Defender	8
Before Becoming District Defender, Years in Public Defense	18
Does the District Defender Maintain a Private Practice? If NO, Simply Enter a Zero. If Yes, Enter the Number of Estimated Hours Per Month on Average	29.5
Office Manager	Yvette Robinson
Primary Office Street Address	609 North Trenton
City	Ruston
ZIP	71270
Days of Week Open (M-F) and Office Hours (am -pm)	M-F 8:00am - 5:00pm
Primary Phone	318-254-0070
Primary Mailing Address	609 North Trenton
Primary Fax Number	318-255-0383
Primary Emergency Contact	Rick L. Candler
Primary Emergency Phone	318-573-0452 (cell)
Secondary Emergency Contact	None
Secondary Emergency Phone	None
Other District Office(s) Physical and Mailing Addresses and Phone Numbers	N/A
Other District Office Contact Personnel (Primary Only)	N/A
Name of Owner(s) of Office(s)/Building (i.e., Lessor)	State of Louisiana
If The Office Does Not Own Its Building(s) AND Pays No Rent, Indicate The Source Of Office Space Support	PDO Owns building
Total Annual Cash Support by Local Appropriation or Tax/Millage (indicate if this figure is an estimate)	0
# And Job Titles Of All Staff Whose Wages Are Provided By Local Government	0
Total PDO Staff Costs <u>Provided by Local Government</u>	0

# of Workers with Retirement Benefits <u>Paid by Local Government</u>	0
Total Annual Cost of Retirement Benefits <u>Paid by Local Government</u> (if unknown enter "UNK")	0
# of Workers with Health Benefits Paid by Local Government	0
Total Annual Cost of Health Benefits Paid by Local Government (if unknown enter "UNK")	0
List Any Other Local In-Kind Contributions Or Other Support From Local Government	0
Courts and Locations	3rd Judicial District Court, Lincoln Parish, Ruston; Ruston City Court; 3rd Judicial District Court, Union Parish, Farmerville
Number of Divisions/Sections of Criminal Court for Each Court in District (Include District Court, CRIMINAL District Court, City Court, Municipal Court, Mayor's Court, etc.) For Which your Office Provides Representation	3 divisions in Lincoln District, 3 divisions in Union District, 1 in Ruston City Court, and a Drug Court in Lincoln and Union District Courts.
Name of Adult Detention Facilities in This District	Lincoln Parish Detention Center and Union Parish Detention Center
Name of Adult Detention Facilities Outside the District Which Hold Clients	Jackson Parish Correctional Center (Jonesboro) and Wade Correctional Center (Homer)
Name of Juvenile Detention Facilities In This District	There are no "juvenile detention facilities"; however, juveniles are sometimes held at the Methodist Children's Home in Ruston.
Name of Juvenile Detention Facilities Outside the District Which Hold Clients	Johnny Gray Detention Center (Bossier City), Ware Detention (Coushatta), Green Oaks Detention Center (Monroe)
Do Your Courts Routinely Bring Juveniles Before The Judge In Shackles If They Are Being Held In Detention Or Secure Custody At The Time Of The Hearing? Note That Ch. Code Art. 408 Forbids Routine Shackling	Court does not have a written shackling procedure. Generally, they are not brought into the courtroom in leg restraints or hand cuffs. There is usually a bailiff at each courtroom door, but the juvenile is not restrained in the courtroom.
District Attorney	John F. Belton, as of 1/12/15
Chief Judge of Criminal District Court	Monique Clement
Juvenile Court Judges (Specify District of City Court)	Judge Tommy Rogers for both parishes
Drug Court Judges	Judge Bruce Hampton
Mental Health Court Judges	No
Other Specialty Court	None
Name of Specialty and Brief Description:	N/A
Short Term Critical Issue Areas	Sufficient funding.
Long-Term Critical Issue Areas and other External Factors (outside of your control) that Negatively Affect the Delivery of Services in Your District	Sufficient funding.
2024 Media Coverage and/or Major Accomplishments	None
Describe Supervisory Structure in Your District (For Attorneys and Non-Attorneys)	Other than the district defender we have 9 attorneys. All attorneys are directly supervised by the district defender. All attorneys are contract and therefore supervise their own support staff

Medical Benefits for Any Staff, Please Describe, Noting Who Pays For the Benefit	No medical benefits provided.
Number of Cases Involving Children Under Age 18 (prior to April 19, 2024), and Children Under Age 17 (After April 19, 2024) in Your District That Were Directly Filed in Adult Court or Transferred to Adult Court in 2024	None
Number of Cases Involving Children Under Age 18 (prior to April 19, 2024), and Children Under Age 17 (After April 19, 2024) in Your District in Which a Transfer of a Child to Adult Court was Denied	None
Please Provide the Names of All State Representatives and Senators from Your District	Representatives are Christopher Turner and Rashid Armand Young; Senator Stewart Cathey, JR
What Changes Have You Implemented in Your District Office in 2024 That Have Improved the Delivery of Public Defender Services?	Better communication with line defenders on a weekly and monthly basis.

3rd District Defender Office CY 2024 Caseloads & Outcomes

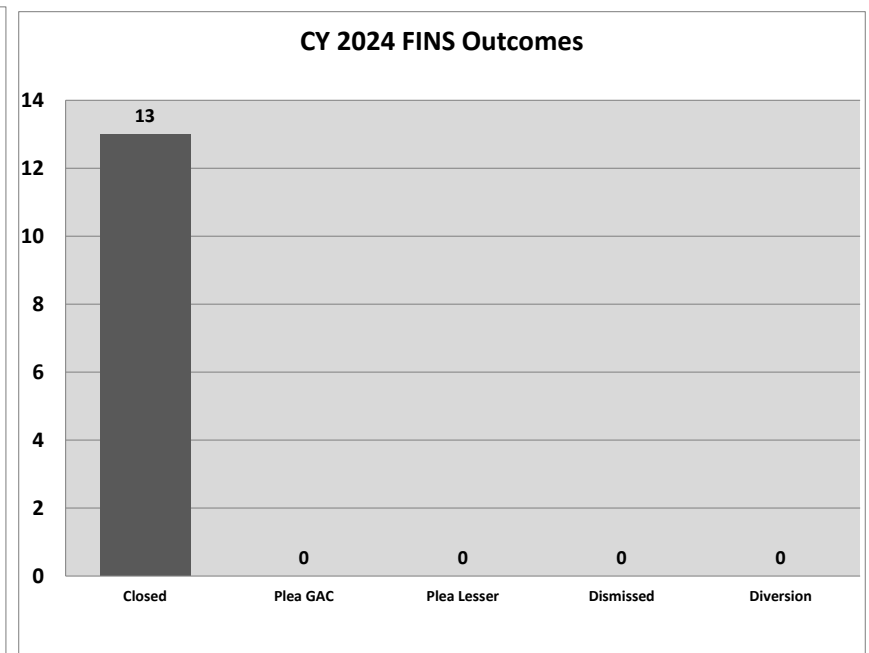
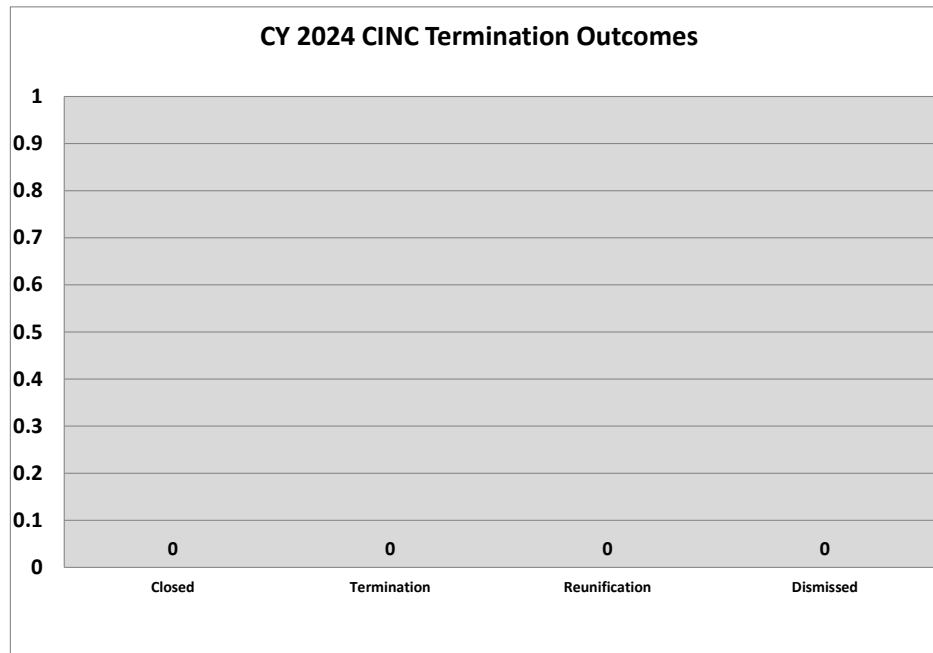
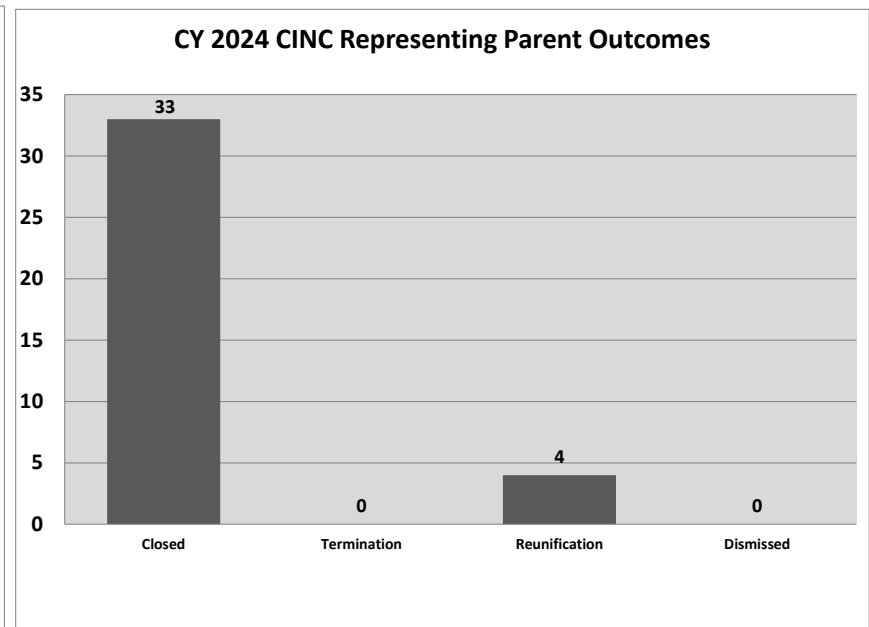
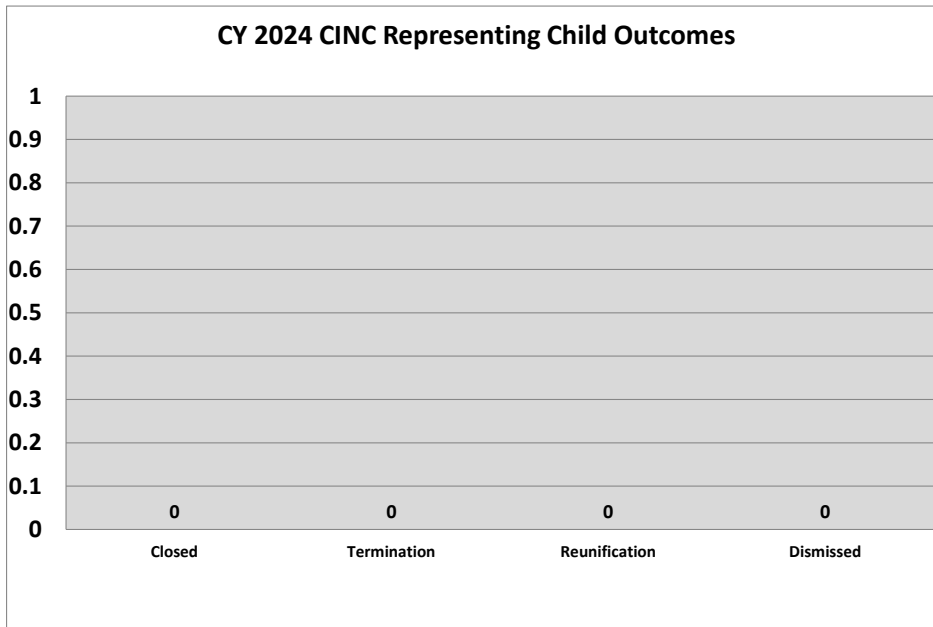
Case Type	New Cases 01/1/2024- 12/31/2024	Closed Cases 01/1/2024- 12/31/2024	Pending Cases* (# of Cases pending on 12/31/2023)	# of Cases pending on 12/31/2023 plus New Cases Received 01/1/2024- 12/31/2024	# Cases Resulting in Termination of Parental Rights	# Cases Resulting in Reunification	# Charges with Admit/Guilty Plea to Current Offense	# Charges with Plea of Guilty to Lesser Charge	# Charges Resulting in Dismissal	# Charges Resulting in Diversion or Deferred Disposition	# Jury Trials: Found Not Guilty	# Jury Trials: Found Guilty	# Judge Trials: Found Not Guilty	# Judge Trials: Found Guilty	Total Trials
Child Support	0	0	0	0	N/A	N/A	N/A	N/A	0	N/A	N/A	N/A	N/A	N/A	0
CINC-Child	0	0	0	0	0	0	N/A	N/A	0	N/A	N/A	N/A	N/A	N/A	0
CINC-Parent	24	33	23	47	0	4	N/A	N/A	0	N/A	N/A	N/A	N/A	N/A	0
Termination	0	0	0	0	0	0	N/A	N/A	0	N/A	N/A	N/A	N/A	N/A	0
FINS	15	13	4	19	N/A	N/A	0	0	0	0	N/A	N/A	N/A	N/A	0
Delinquency Misdemeanor	124	195	103	227	N/A	N/A	5	0	17	0	N/A	N/A	0	0	0
Delinquency Felony	53	121	84	137	N/A	N/A	5	3	7	0	N/A	N/A	0	0	0
Delinquency-Life	0	0	0	0	N/A	N/A	0	0	0	0	N/A	N/A	0	0	0
Juvenile Revocations	0	0	0	0	N/A	N/A	0	0	0	N/A	N/A	N/A	N/A	N/A	0
Adult Misdemeanor*	830	1043	587	1417	N/A	N/A	141	19	87	0	0	0	0	1	1
Adult Felony Non-LWOP**	558	885	826	1384	N/A	N/A	26	27	28	0	0	0	0	0	0
Adult LWOP	0	0	2	2	N/A	N/A	0	0	0	0	0	0	0	0	0
Capital***	0	0	0	0	N/A	N/A	0	0	0	0	0	0	0	0	0
Revocations	11	13	5	16	N/A	N/A	0	0	0	0	N/A	N/A	N/A	N/A	0
PCR	0	0	0	0	N/A	N/A	N/A	N/A	N/A	N/A	N/A	N/A	0	0	0
SOAP	0	0	0	0	N/A	N/A	N/A	N/A	N/A	N/A	N/A	N/A	N/A	N/A	0

NOTE: Charges columns include all charges filed in association with a particular Case Type, regardless of each charge's severity.

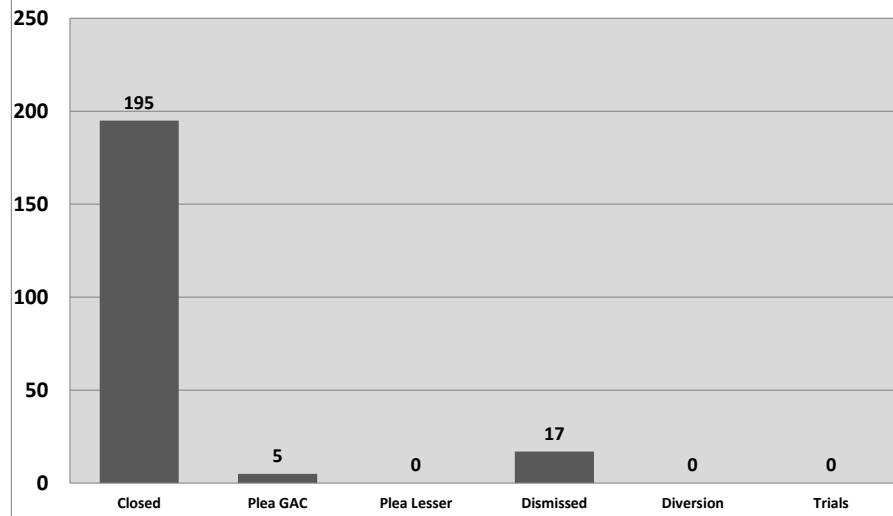
*Includes Traffic, Parish/Municipal Ordinances, Extradition and Unclassified Cases

**Life Without Parole

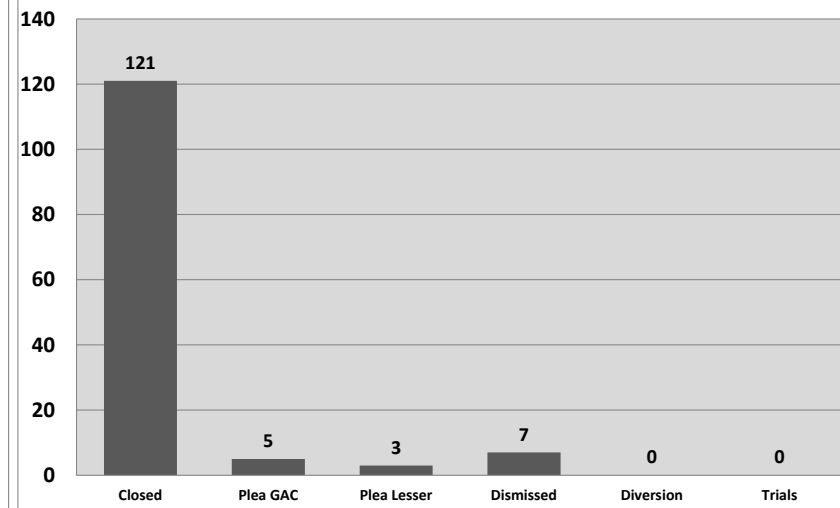
***Capital cases may include cases initially opened by the district office and transferred to a program office at some later stage in the proceedings.



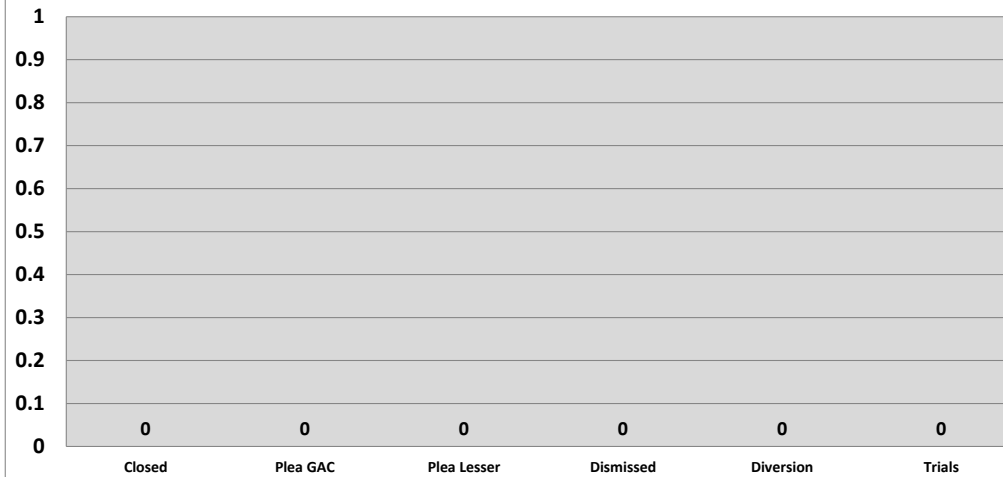
CY 2024 Delinquency Misdemeanor-Grade Outcomes



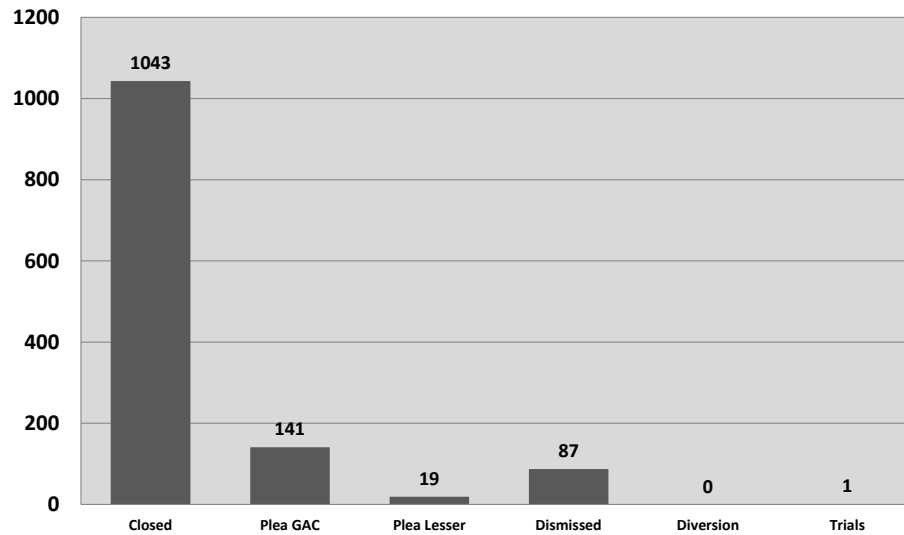
CY 2024 Delinquency Felony-Grade Outcomes



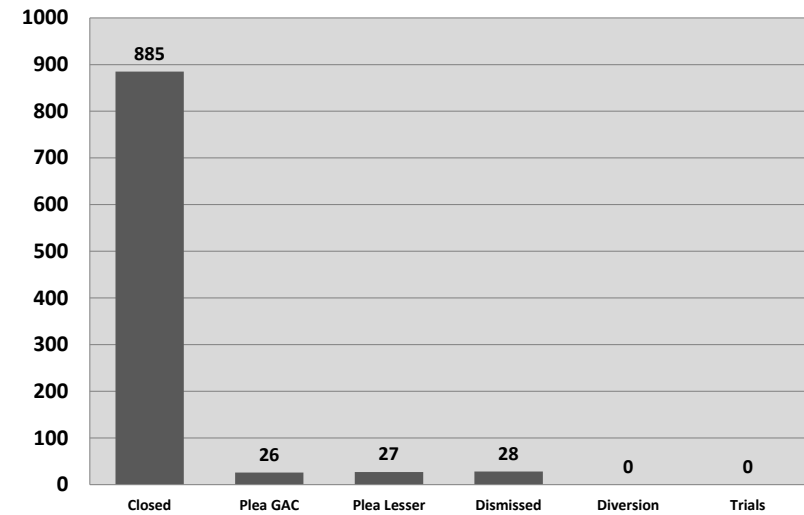
CY 2024 Delinquency Life Outcomes



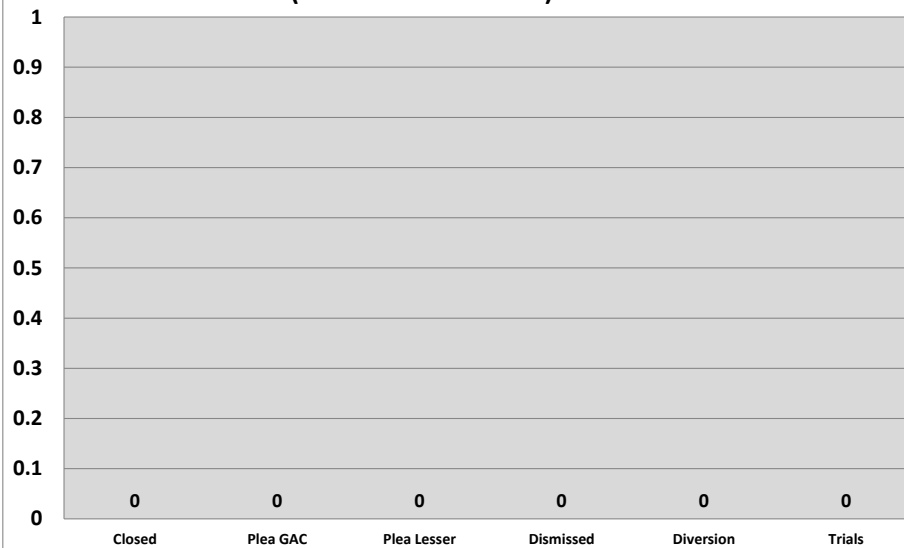
CY 2024 Adult Misdemeanor Outcomes



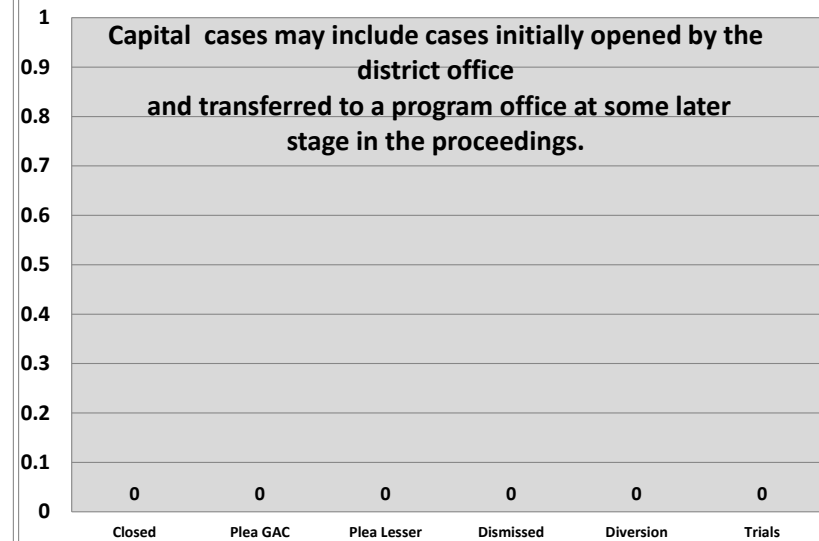
**CY 2024 Adult Felony Non-LWOP* Outcomes
(*Life Without Parole)**



**CY 2024 Adult Felony LWOP* Outcomes
(*Life Without Parole)**



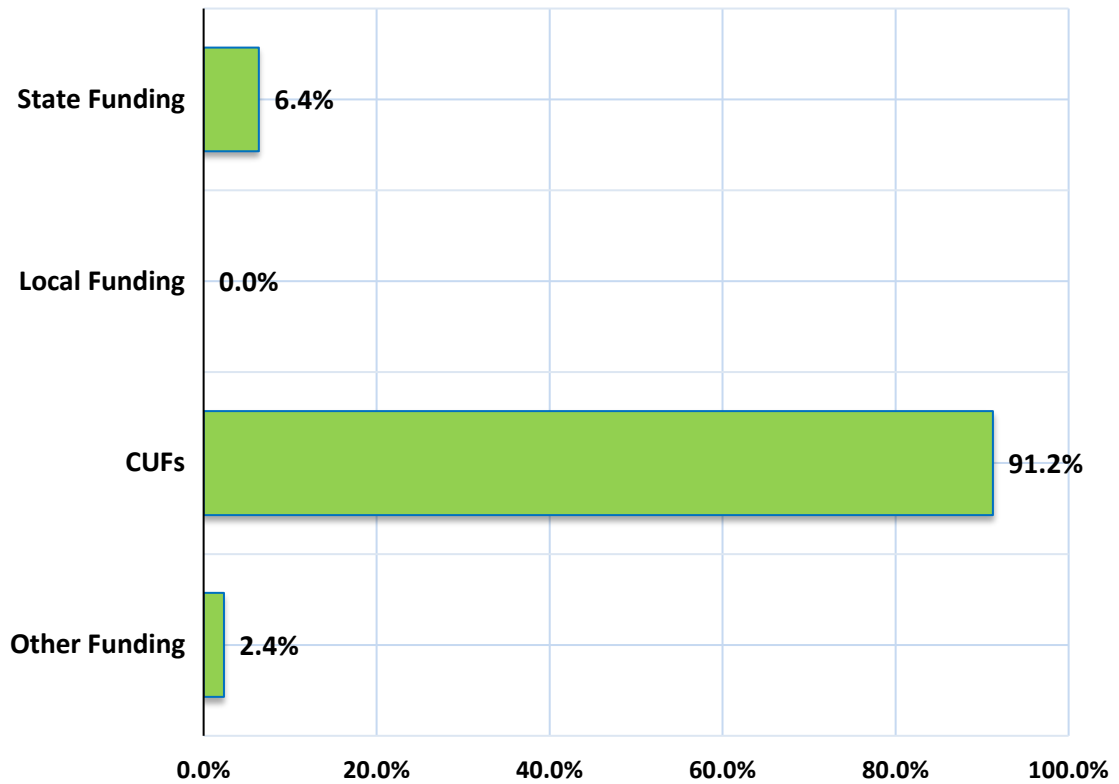
CY 2024 Capital Outcomes



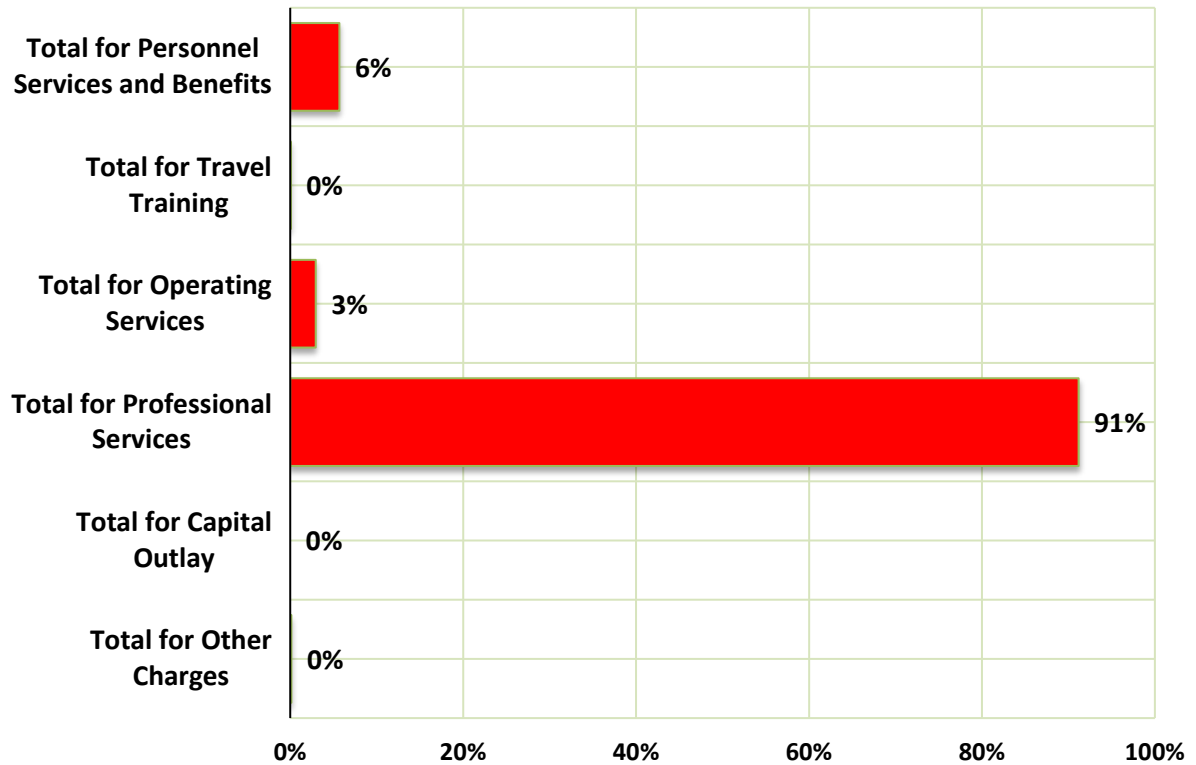
District 3 CY2024	Total CY2024
District Defender: Rick Candler	
REVENUE	
Federal Government	
Grants - Direct	-
Grants - Indirect (pass thru State)	-
Total for Federal Government	-
State Government	
Department of Corrections	-
Child in Need of Care (CINC)	12,000.00
District Assistance Fund (DAF)	23,656.11
Supplemental/Emergency Funds	747.69
Grants	-
Other State Income -List source(s)	-
Total for State Government	36,403.80
Local Government	
Appropriations - General	-
Appropriations - Special	-
Taxes - Millages, Sales, Special, & Other	-
Condition of Probation	145.00
Criminal Bond Fees [\$2 per bonded case as per 15:85.1] and Surety Bond Licensing Fees [per 22:822 B]	109,301.98
Traffic Camera	-
Grants	-
Other Local Income -List source(s)	9,107.14
\$45 Special Court Costs [R.S. 15:168.B(1)] and \$35 Mayor's Court Costs	
Criminal District Court	62,877.25
City & City-Ward Courts	178,130.22
Judicial District Courts	103,250.67
Juvenile Court	-
Mayor's Court (\$35 Special Court Costs for Mayor's Court Only)	-
Magistrates' Courts	-
Municipal Court	-
Parish Courts	-
Traffic Court	25,856.43
Non-itemized, lump sum collected and remitted by all courts	12,007.70
Non-Itemized lump sum assessed by the court; collected and remitted by the Sheriff(s)	-
Non-Itemized lump sum assessed by the court; collected and remitted by the Police Juries	-
Total for \$45 Special Court Costs [R.S. 15:168.B(1)] and \$35 Mayor's Court Costs	382,122.27
Charges For Services	
\$40 Indigent Defense Application Fees [as per 15:175 A (1)(f)]	14,079.46
Partial Attorney Fees Reimbursements [as per 15:176]	13,653.96
Other Reimbursements	-
Other Local Income -List source(s)	-
Total for Charges For Services	27,733.42
Total for Local Government	528,409.81
Investment Earnings	
Interest Income	4,295.01
Other Investment Income - List source(s)	-
Total for Investment Earnings	4,295.01
Other Sources (Grants & Contributions)	
Non-Profit Organizations	-
Private Organizations	-
Corporate	-
Other - List source(s)	-
Total for Other Sources (Grants & Contributions)	-
Total for REVENUE	569,108.62

District 3 CY2024	Total CY2024
District Defender: Rick Candler	
EXPENDITURES	
Personnel Services and Benefits	
Salaries	35,359.92
Accrued Leave	-
Payroll Taxes	519.65
Hospitalization and Disability Insurance	-
Retirement	2,946.60
Other	-
Total for Personnel Services and Benefits	38,826.17
Travel/Training	
Parking/Auto Tolls	-
Travel/Lodging/Per Diem/Mileage	414.68
Total for Travel/Training	414.68
Operating Services	
Advertisements	-
Workers' Compensation	-
Insurance - Malpractice	-
Insurance - Auto/Physical Liability	-
Insurance - Other	3,749.76
Lease - Office	-
Lease - Auto/Equipment	-
Lease - Other	845.00
Office Repair and Maintenance	4,866.02
Office - Telephone/Utilities/Postage/Internet	6,206.09
Dues and Seminars	100.00
Law Library/Journals/Subscriptions	2,895.78
Office Supplies	1,353.50
Total for Operating Services	20,016.15
Professional Services	
Audit/Accounting Expense	14,468.16
Contract Clerical	-
Expert Witness	-
Investigators	-
Interpreters	-
Social Workers	-
Capital Representation	-
Conflict	-
Contract - Juvenile Attorneys or CINC	45,291.67
Misdemeanor Attorney Contracts	60,000.00
Contract Attorneys - all other	500,823.37
IT/Technical Support	-
Total for Professional Services	620,583.20
Capital Outlay	
Major Acquisitions	-
Total for Capital Outlay	-
Other Charges	
Other Operating Expenses	889.58
Total for Other Charges	889.58
Total for EXPENDITURES	680,729.78
<p>"Note that some data in this report may change due to district corrections or revisions."</p>	

CY24 REVENUES



CY24 EXPENDITURES

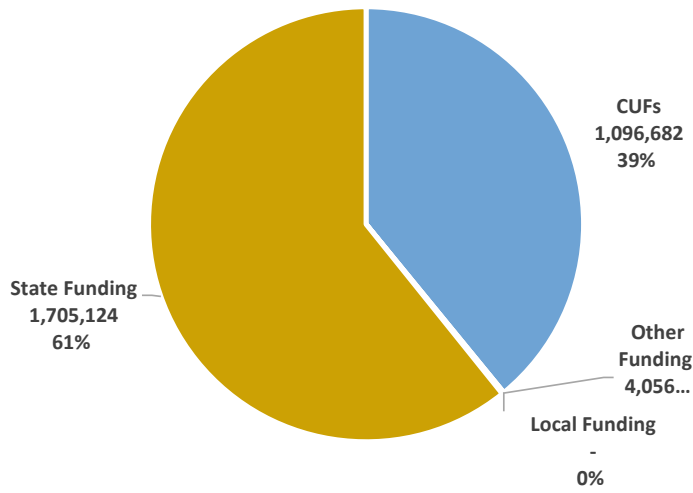




**THE 4TH JUDICIAL DISTRICT
PUBLIC DEFENDERS' OFFICE**
MOREHOUSE (BASTROP) - OUACHITA (MONROE)

DISTRICT DEFENDER: MICHAEL A. COURTEAU
714 ST. JOHN STREET
MONROE, LA 71201
(318) 322-6643

2024 Funding Sources

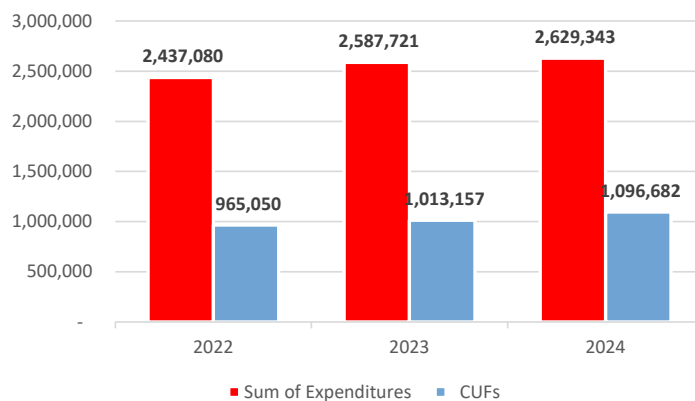


In 2024, the 4th Judicial District Office of the Public Defender received \$2,805,861 in total revenues. Of the total revenues received, 39% of funding was derived from Conviction and User Fees (CUFs), which exceeds the statewide average of 31%. Sixty-one percent of district office funding was derived from state supplemental assistance.

Statutory Conviction and User Fees (CUFs) Judicial District Indigent Defender Fund

Revenue Stream	Statutory Authority
Special Court Costs (\$45)	R.S. 15:168(B)
Mayor's Court	R.S. 33:441)
Application Fee (\$40)	R.S. 15:175)
Partial Reimbursement	R.S. 15:176)
Bond Forfeiture	R.S. 15:571.11)
Civil Forfeiture (RICO)	R.S. 15:1356)
Posting of Criminal Bond (\$2)	R.S. 15:85.1)
Commercial Surety Bonds (\$45)	R.S. 22:822)

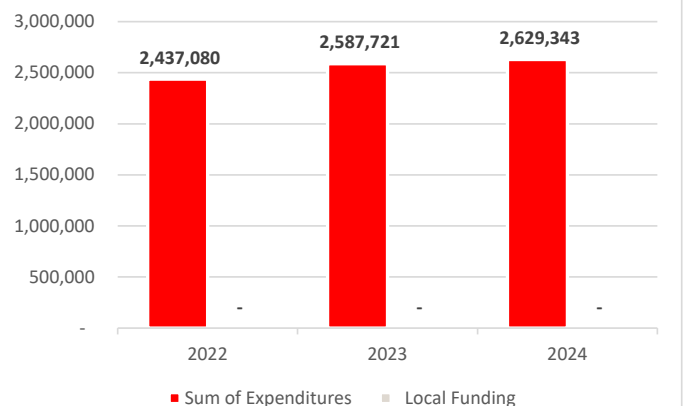
Comparison of 2024 Expenditures to CUFs



Louisiana's Public Defense System is intended to be funded primarily by Conviction and User Fees (CUFs). CUFs are comprised of eight statutes that require district court judges, city court judges, and mayors to assess fines or fees on people who have been convicted of a crime, traffic violation, or ordinance. CUFs are also generated by other actions in the criminal justice system such as bond fees, forfeitures, and application fees.

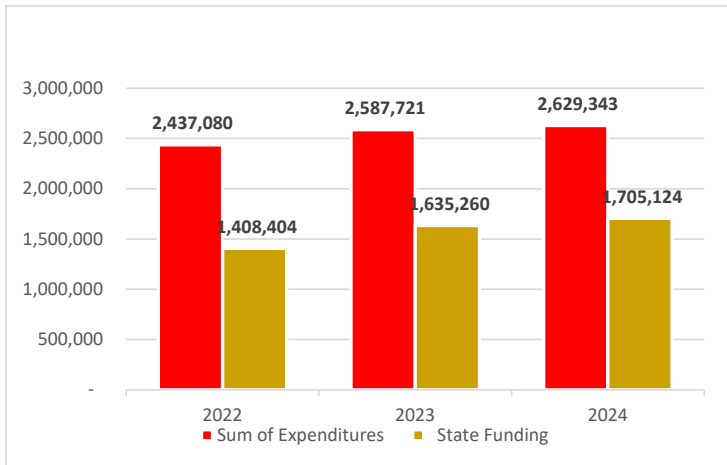
What was intended to serve as the primary funding source for public defenders only accounted for 41.7% of the office's expenditures in CY 2024. As costs have risen due to inflation and increased attorney fees, CUF collections have not kept up, increasing the office's reliance on other funding streams.

Comparison of 2024 Expenditures to Local Revenues



In 2024, the 4th Judicial District Office of the Public Defender did not receive any local funding or in-kind support from the local governments within the district.

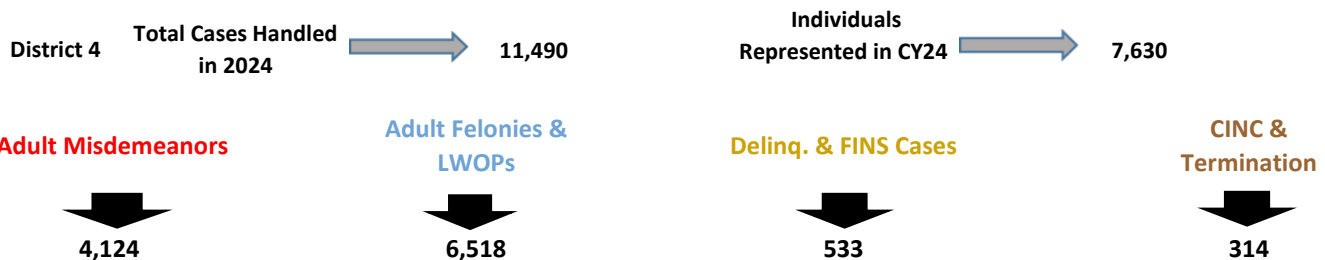
Comparison of 2024 Expenditures to State Funding



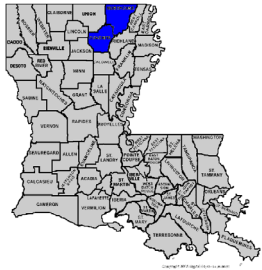
The failure of the public defender's system unstable funding stream has resulted in an increased reliance on state supplemental assistance for solvency.

During Calendar Year 2024, the office received state funding totaling nearly 63% of the office's expenditures. State supplemental assistance has increased each of the last two years.

	Number of Parishes in the Judicial District	Number of Weighted Sections of Court
<p>The 4th Judicial District Office of the Public Defender is a multi-parish district comprised of the parishes of Morehouse and Ouachita.</p> <p>Public Defender's represent indigent persons accused of a crime or involved in Child in Need of Care matters across 11 sections of court.</p> <p>In the 4th Judicial District, Public Defenders handle juvenile delinquency, Child in Need of Care, misdemeanor, and felony cases.</p>	2	11



During Calendar Year 2024, the 4th Judicial District Office of the Public Defender represented 7,630 individuals in 11,490 total cases. Undoubtedly, a significant portion of the cases handled during 2024 were rooted in the effects of Louisiana's mental health and substance abuse crises. As the Office of the State Public Defender seeks a stable, reliable, and adequate funding stream that is not reliant on Conviction and User Fees (CUFs), we also seek to have a criminal justice system that we can pay for. A system that focuses on non-carceral rehabilitative interventions when appropriate.



THE 4TH JDC PUBLIC DEFENDERS' OFFICE

Parish(es) & Seat(s)	Ouachita Parish- Monroe, Morehouse Parish- Bastrop
Population	181,523
District Defender	Michael A. Courteau
Years as District Defender	32
Before Becoming District Defender, Years in Public Defense	11
Does the District Defender Maintain a Private Practice? If NO, Simply Enter a Zero. If Yes, Enter the Number of Estimated Hours Per Month on Average	0
Office Manager	Zulika Quinn-King
Primary Office Street Address	714 St. John Street
City	Monroe
ZIP	71201
Days of Week Open (M-F) and Office Hours (am -pm)	m-f and 8:30 , 12:00 - 1:00 - 4:30
Primary Phone	318-322-6643
Primary Mailing Address	714 Saint John Street
Primary Fax Number	318-325-7814
Primary Emergency Contact	Michael A. Courteau
Primary Emergency Phone	318-614-4727
Secondary Emergency Contact	Peggy Sullivan
Secondary Emergency Phone	318-855-6038
Other District Office(s) Physical and Mailing Addresses and Phone Numbers	N/A
Other District Office Contact Personnel (Primary Only)	N/A
Name of Owner(s) of Office(s)/Building (i.e., Lessor)	Owned by 4th JDC Public Defender Office
If The Office Does Not Own Its Building(s) AND Pays No Rent, Indicate The Source Of Office Space Support	PDO Owns building
Total Annual Cash Support by Local Appropriation or Tax/Millage (indicate if this figure is an estimate)	0
# And Job Titles Of All Staff Whose Wages Are Provided By Local Government	0

Total PDO Staff Costs <u>Provided by Local Government</u>	0
# of Workers with Retirement Benefits <u>Paid by Local Government</u>	0
Total Annual Cost of Retirement Benefits <u>Paid by Local Government</u> (if unknown enter "UNK")	0
# of Workers with Health Benefits Paid by Local Government	0
Total Annual Cost of Health Benefits Paid by Local Government (if unknown enter "UNK")	0
List Any Other Local In-Kind Contributions Or Other Support From Local Government	0
Courts and Locations	4th JDC, Ouachita and Morehouse Parishes in Monroe and Bastrop (includes juvenile courts); Monroe City, West Monroe City, Green Oaks Detention Center.
Number of Divisions/Sections of Criminal Court for Each Court in District (Include District Court, CRIMINAL District Court, City Court, Municipal Court, Mayor's Court, etc.) For Which your Office Provides Representation	4 Sections in Ouachita Parish; 2 Sections in Morehouse Parish; 3 Districts in Monroe City Court; 1 district in West Monroe City Court; 1 District in Bastrop City Court.
Name of Adult Detention Facilities in This District	Ouachita Correctional Center; Morehouse Correctional; Bastrop City Jail
Name of Adult Detention Facilities Outside the District Which Hold Clients	Collingston Correctional Center, Richwood Detention Center, Richland Parish Detention Center
Name of Juvenile Detention Facilities In This District	Green Oaks Detention Center; Swanson's
Name of Juvenile Detention Facilities Outside the District Which Hold Clients	Christian Acres
Do Your Courts Routinely Bring Juveniles Before The Judge In Shackles If They Are Being Held In Detention Or Secure Custody At The Time Of The Hearing? Note That Ch. Code Art. 408 Forbids Routine Shackling	Yes, unless requested by Attorney and approved over hearing by judge.
District Attorney	Robert Tew
Chief Judge of Criminal District Court	Walt Caldwell
Juvenile Court Judges (Specify District of City Court)	Sharon Marchman, Aisha Clark, Tammy Lee, Jim Norris
Drug Court Judges	Yes. Judge Sharon Marchman
Mental Health Court Judges	No
Other Specialty Court	Re-entry court

Name of Specialty and Brief Description:	This program combines the supervision of the courts, correctional system, the economic opportunity of Louisiana's business community, and the guidance of mentors and social service organizations to reverse the effects of Louisiana's high incarceration rates. Once chosen to participate, the participant spends at least two years at the Louisiana State Penitentiary where he or she receives workforce development training, substance abuse therapy, educational resources, and vocational and rehabilitative training. Upon reentry to the populace, the returning citizen is placed on probation under the intensive supervision of a Reentry Court, where he/she will continue to receive the services needed to succeed, including community support, substance abuse treatment and counseling.
Short Term Critical Issue Areas	Efforts to increase local funding
Long-Term Critical Issue Areas and other External Factors (outside of your control) that Negatively Affect the Delivery of Services in Your District	Consistent, reliable funding. Overloaded Misdemeanor Attorneys are facing a constant high workload.
2024 Media Coverage and/or Major Accomplishments	Attempt to start opioid treatment program
Describe Supervisory Structure in Your District (For Attorneys and Non-Attorneys)	See attached Chart.
Medical Benefits for Any Staff, Please Describe, Noting Who Pays For the Benefit	Staff: Angel Champagne. Contract Attorneys: Peggy Sullivan, Scotty Lowrey, Glenn Fleming, Janet Floyd. All health dues are 100% paid for by the individual.
Number of Cases Involving Children Under Age 18 (prior to April 19, 2024), and Children Under Age 17 (After April 19, 2024) in Your District That Were Directly Filed in Adult Court or Transferred to Adult Court in 2024	8
Number of Cases Involving Children Under Age 18 (prior to April 19, 2024), and Children Under Age 17 (After April 19, 2024) in Your District in Which a Transfer of a Child to Adult Court was Denied	0
Please Provide the Names of All State Representatives and Senators from Your District	Senators - Stewart Cathy Jr, Glen Womack, Jay Morris, Katrina Jackson Representatives - Michael Charles Echols, Foy Bryan Gadberry, Jack G. McFarland, Patricia "Pat" Moore, Francis C. Thompson
What Changes Have You Implemented in Your District Office in 2024 That Have Improved the Delivery of Public Defender Services?	Mentored Attorneys moved into public defense work.

4th District Defender Office CY 2024 Caseloads & Outcomes

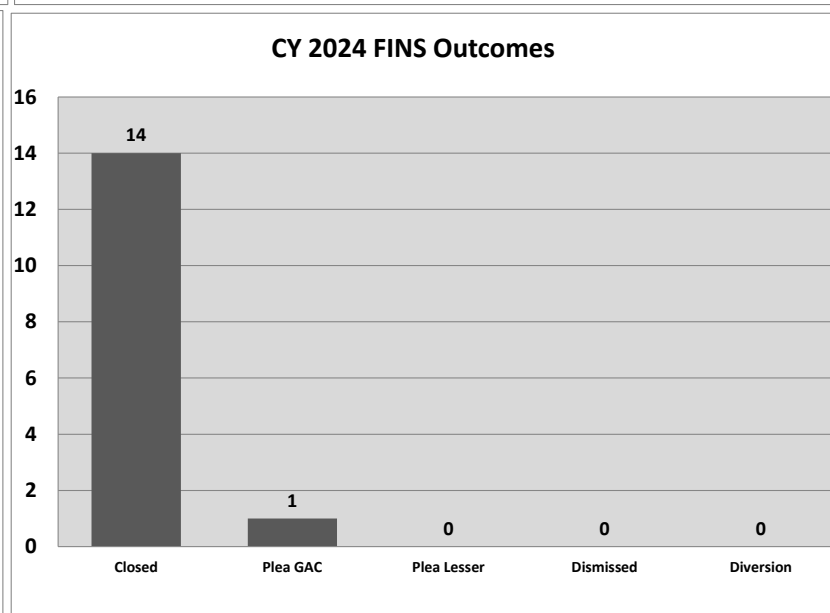
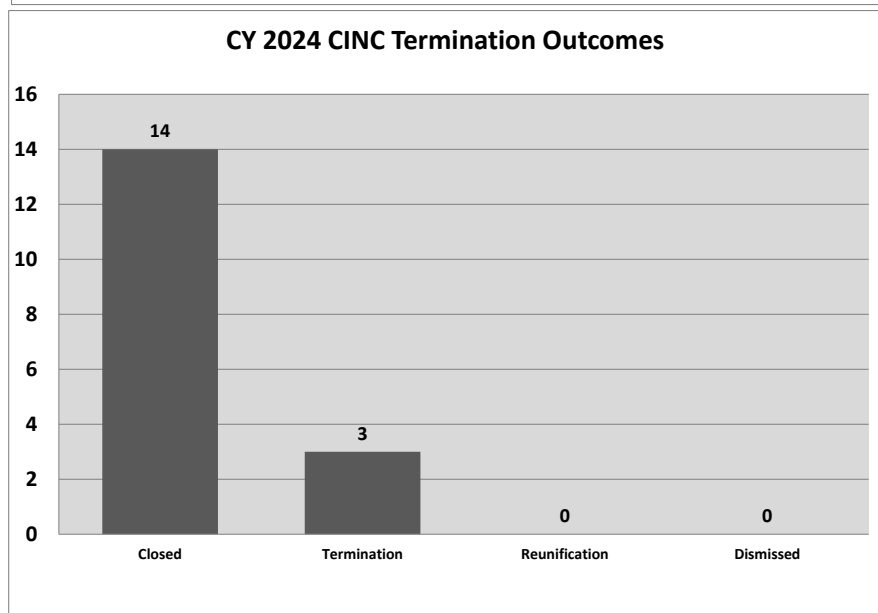
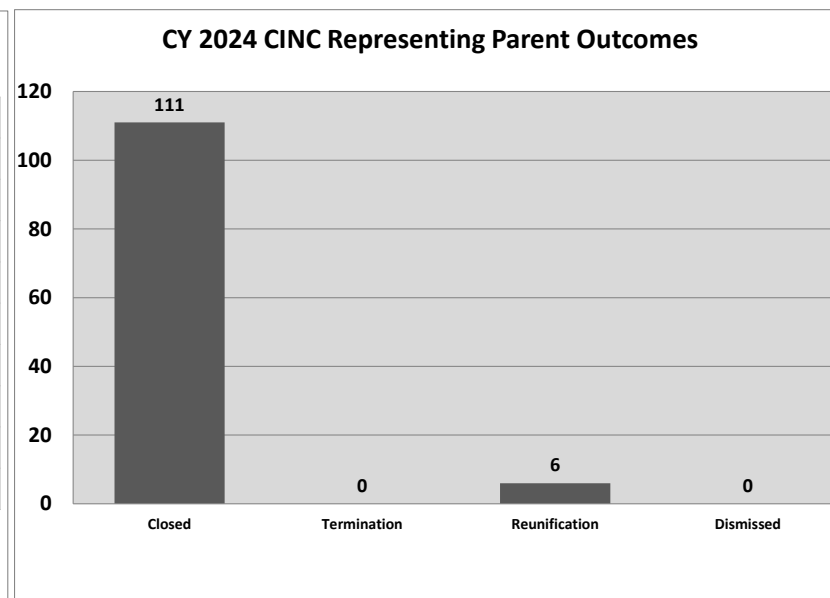
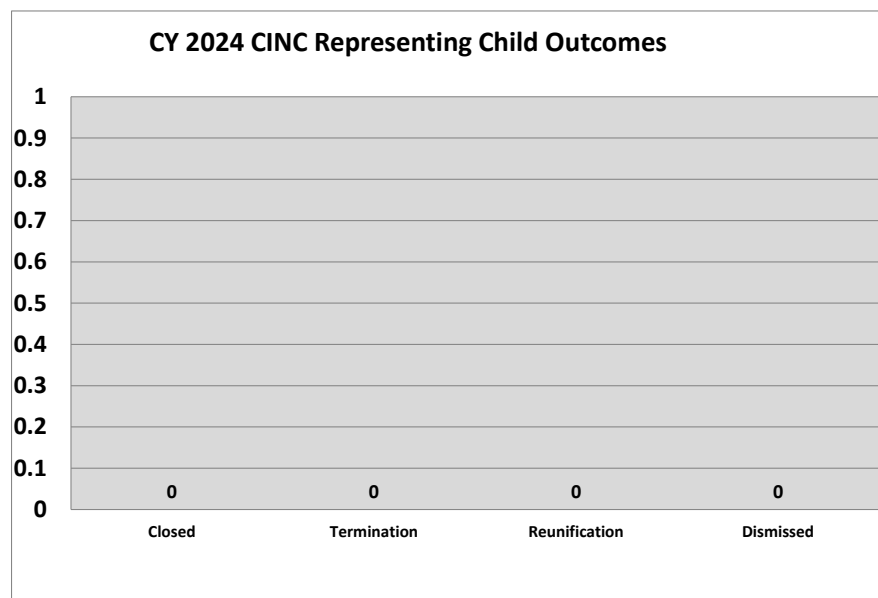
Case Type	New Cases 01/1/2024- 12/31/2024	Closed Cases 01/1/2024- 12/31/2024	Pending Cases* (# of Cases pending on 12/31/2023)	# of Cases pending on 12/31/2023 plus New Cases Received 01/1/2024- 12/31/2024	# Cases Resulting in Termination of Parental Rights	# Cases Resulting in Reunification	# Charges with Admit/Guilt y Plea to Current Offense	# Charges with Plea of Guilty to Lesser Charge	# Charges Resulting in Dismissal	# Charges Resulting in Diversion or Deferred Disposition	# Jury Trials: Found Not Guilty	# Jury Trials: Found Guilty	# Judge Trials: Found Not Guilty	# Judge Trials: Found Guilty	Total Trials
Child Support	0	0	0	0	N/A	N/A	N/A	N/A	0	N/A	N/A	N/A	N/A	N/A	0
CINC-Child	0	0	0	0	0	0	N/A	N/A	0	N/A	N/A	N/A	N/A	N/A	0
CINC-Parent	132	111	164	296	0	6	N/A	N/A	0	N/A	N/A	N/A	N/A	N/A	0
Termination	8	14	10	18	3	0	N/A	N/A	0	N/A	N/A	N/A	N/A	N/A	0
FINS	1	14	14	15	N/A	N/A	1	0	0	0	N/A	N/A	N/A	N/A	0
Delinquency Misdemeanor	134	259	220	354	N/A	N/A	26	1	62	1	N/A	N/A	0	4	4
Delinquency Felony	108	66	38	146	N/A	N/A	13	0	59	0	N/A	N/A	0	2	2
Delinquency-Life	8	9	8	16	N/A	N/A	1	0	1	0	N/A	N/A	0	0	0
Juvenile Revocations	0	2	2	2	N/A	N/A	0	0	0	N/A	N/A	N/A	N/A	N/A	0
Adult Misdemeanor*	2760	2205	1364	4124	N/A	N/A	850	403	761	0	0	1	4	8	13
Adult Felony Non-LWOP**	3141	2686	3166	6307	N/A	N/A	649	446	1571	2	1	13	3	6	23
Adult LWOP	60	40	125	185	N/A	N/A	10	13	13	0	0	2	0	3	5
Capital***	1	0	0	1	N/A	N/A	0	0	0	0	0	0	0	0	0
Revocations	6	11	17	23	N/A	N/A	0	0	0	0	N/A	N/A	N/A	N/A	0
PCR	0	1	3	3	N/A	N/A	N/A	N/A	N/A	N/A	N/A	N/A	0	0	0
SOAP	0	0	0	0	N/A	N/A	N/A	N/A	N/A	N/A	N/A	N/A	N/A	N/A	0

NOTE: Charges columns include all charges filed in association with a particular Case Type, regardless of each charge's severity.

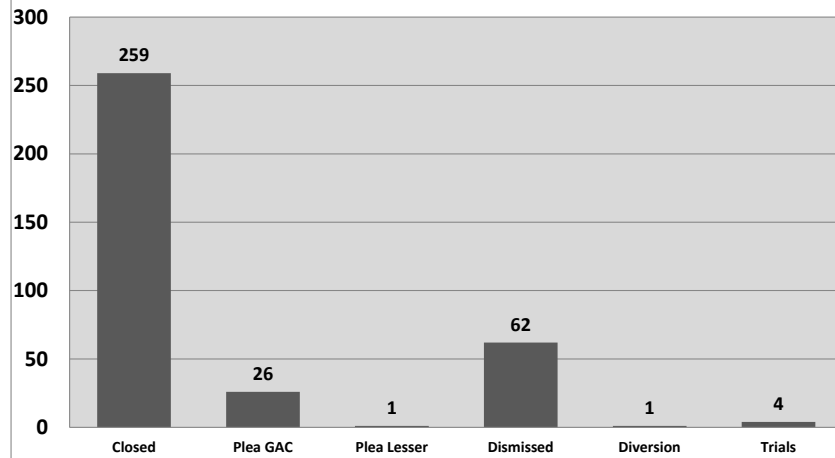
*Includes Traffic, Parish/Municipal Ordinances, Extradition and Unclassified Cases

**Life Without Parole

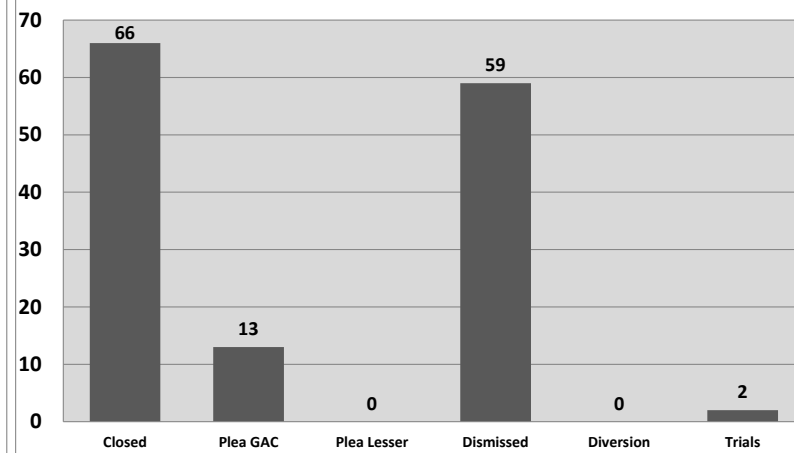
***Capital cases may include cases initially opened by the district office and transferred to a program office at some later stage in the proceedings.



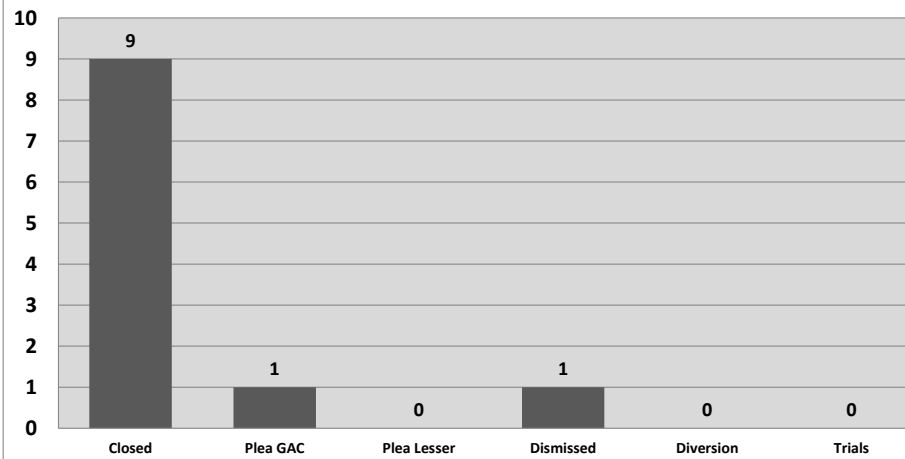
CY 2024 Delinquency Misdemeanor-Grade Outcomes

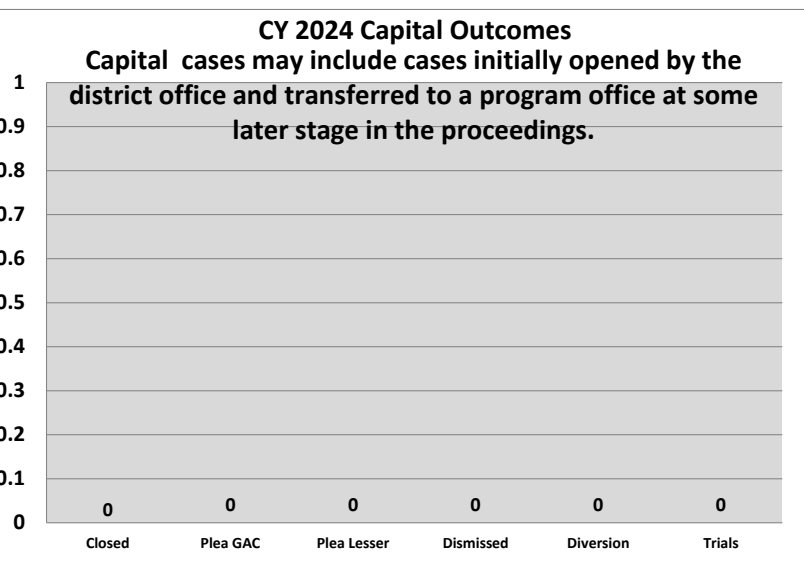
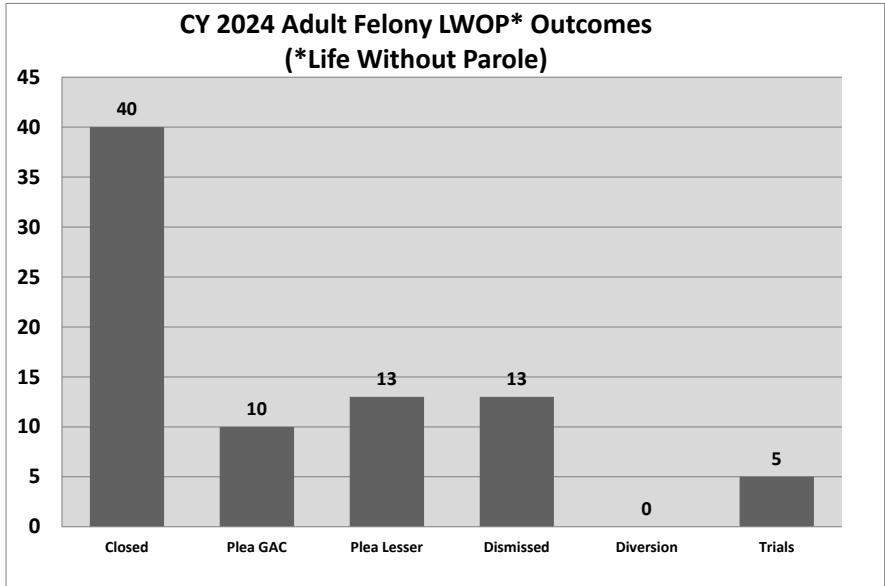
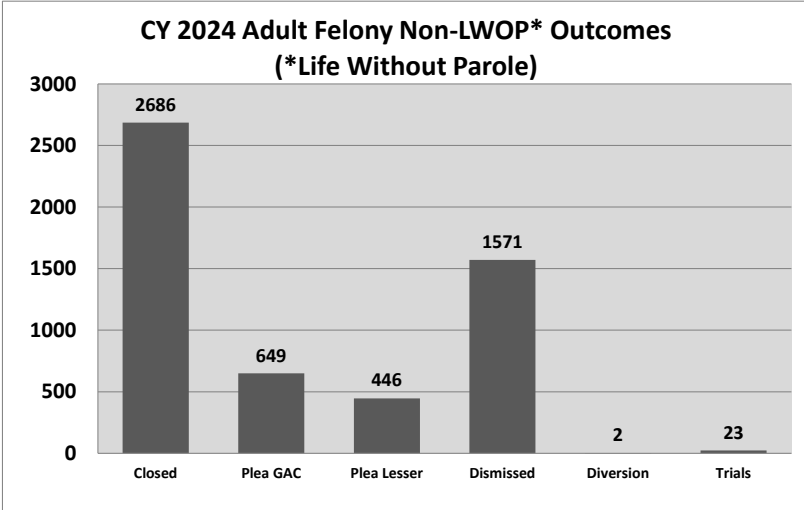
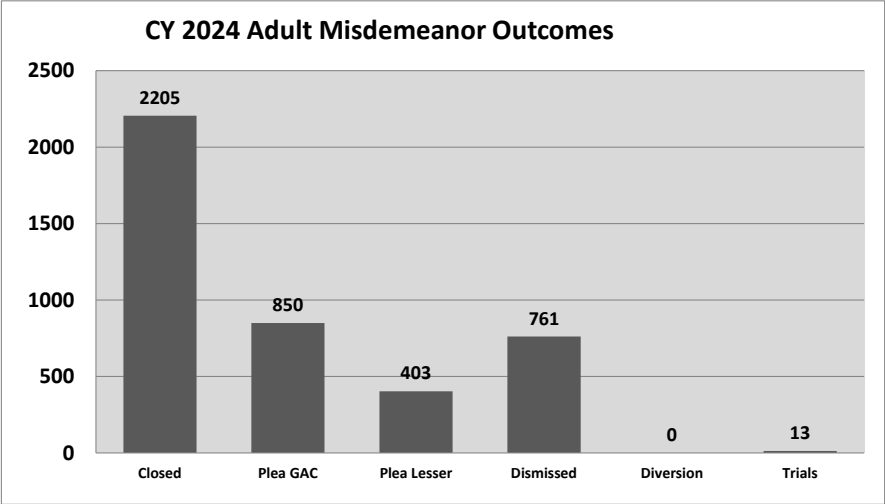


CY 2024 Delinquency Felony-Grade Outcomes



CY 2024 Delinquency Life Outcomes

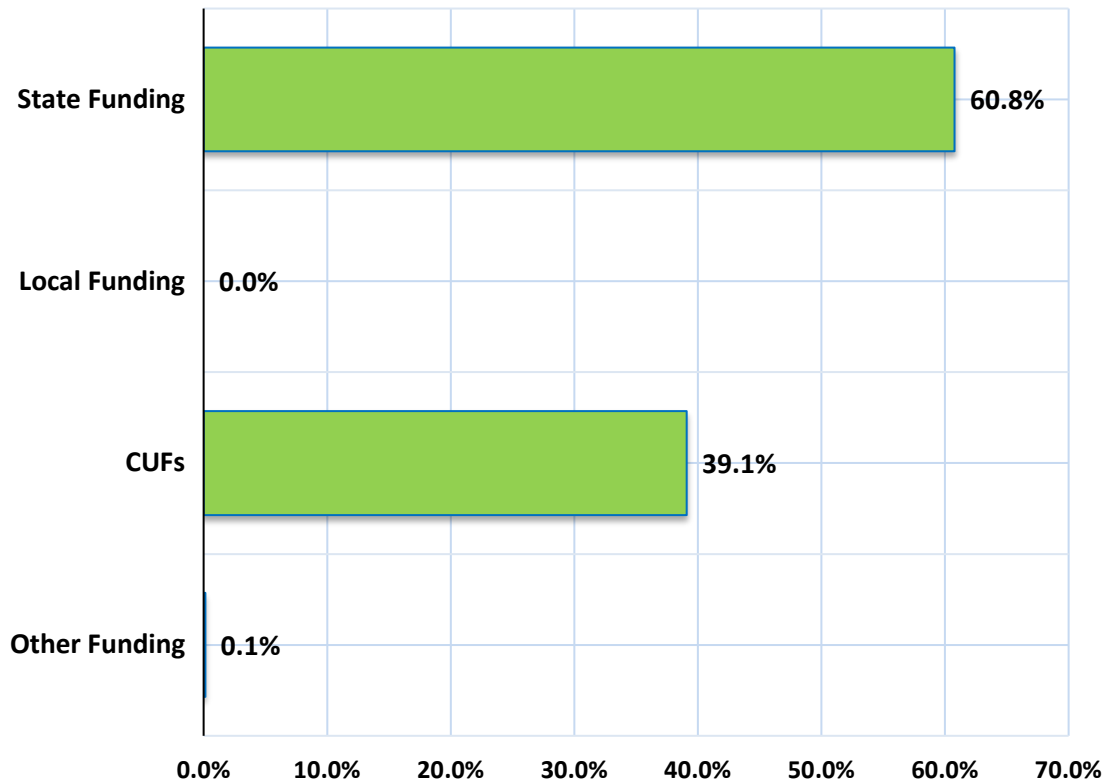




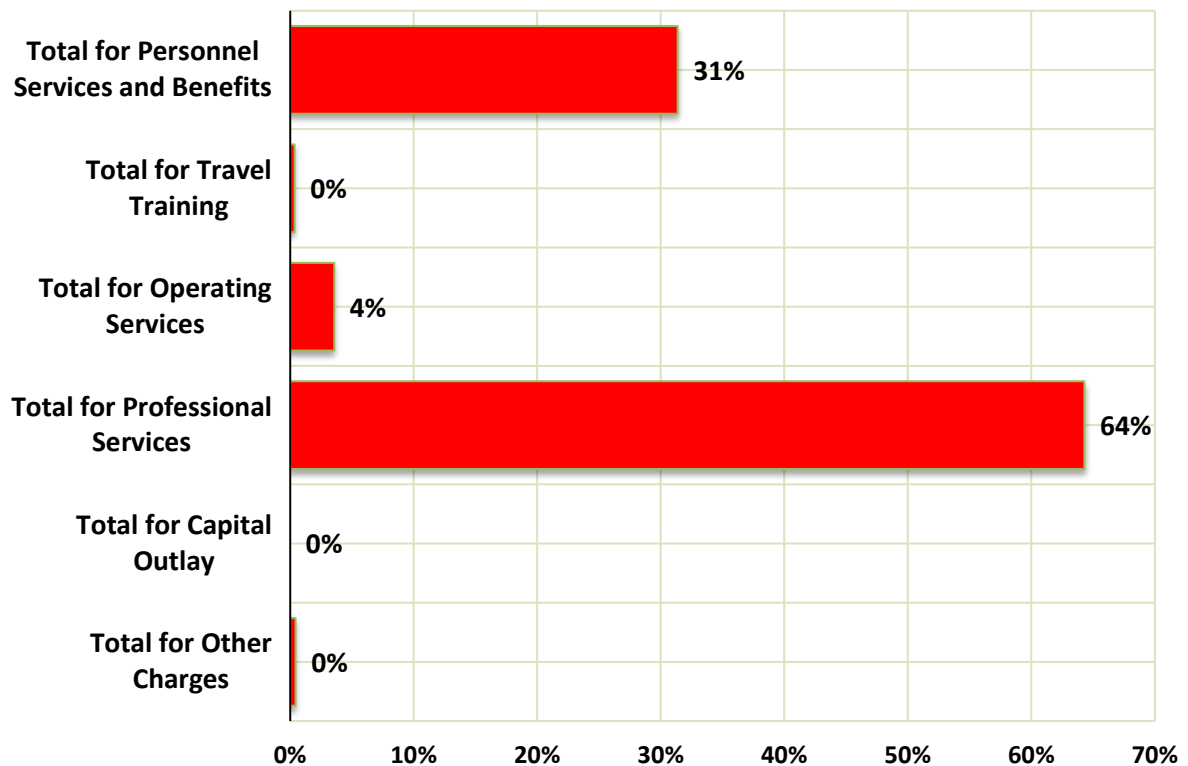
District 4 CY2024	Total CY2024
District Defender: Michael Courteau	
REVENUE	
Federal Government	
Grants - Direct	-
Grants - Indirect (pass thru State)	65,000.00
Total for Federal Government	65,000.00
State Government	
Department of Corrections	-
Child in Need of Care (CINC)	30,997.90
District Assistance Fund (DAF)	1,554,561.95
Supplemental/Emergency Funds	54,564.27
Grants	-
Other State Income -List source(s)	-
Total for State Government	1,640,124.12
Local Government	
Appropriations - General	-
Appropriations - Special	-
Taxes - Millages, Sales, Special, & Other	-
Condition of Probation	-
Criminal Bond Fees [\$2 per bonded case as per 15:85.1] and Surety Bond Licensing Fees [per 22:822 B]	73,752.01
Traffic Camera	-
Grants	-
Other Local Income -List source(s)	-
\$45 Special Court Costs [R.S. 15:168.B(1)] and \$35 Mayor's Court Costs	
Criminal District Court	58,249.87
City & City-Ward Courts	303,840.79
Judicial District Courts	591,775.89
Juvenile Court	-
Mayor's Court (\$35 Special Court Costs for Mayor's Court Only)	-
Magistrates' Courts	-
Municipal Court	-
Parish Courts	-
Traffic Court	-
Non-itemized, lump sum collected and remitted by all courts	-
Non-Itemized lump sum assessed by the court; collected and remitted by the Sheriff(s)	-
Non-Itemized lump sum assessed by the court; collected and remitted by the Police Juries	-
Total for \$45 Special Court Costs [R.S. 15:168.B(1)] and \$35 Mayor's Court Costs	953,866.55
Charges For Services	
\$40 Indigent Defense Application Fees [as per 15:175 A (1)(f)]	37,390.00
Partial Attorney Fees Reimbursements [as per 15:176]	31,672.99
Other Reimbursements	-
Other Local Income -List source(s)	-
Total for Charges For Services	69,062.99
Total for Local Government	1,096,681.55
Investment Earnings	
Interest Income	-
Other Investment Income - List source(s)	-
Total for Investment Earnings	-
Other Sources (Grants & Contributions)	
Non-Profit Organizations	-
Private Organizations	-
Corporate	-
Other - List source(s)	4,055.67
Total for Other Sources (Grants & Contributions)	4,055.67
Total for REVENUE	2,805,861.34

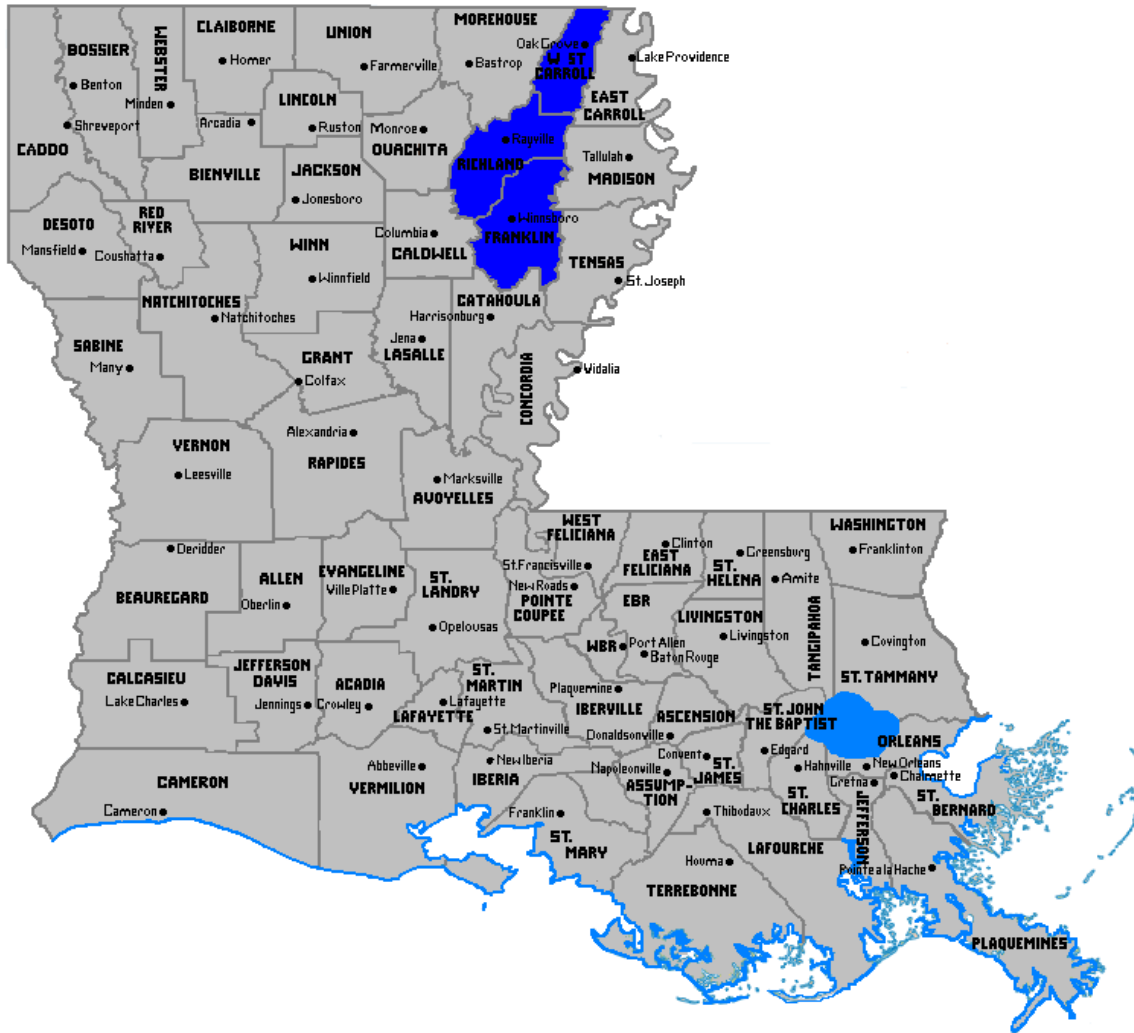
District 4 CY2024	Total CY2024
District Defender: Michael Courteau	
EXPENDITURES	
Personnel Services and Benefits	
Salaries	765,261.96
Accrued Leave	-
Payroll Taxes	59,374.53
Hospitalization and Disability Insurance	-
Retirement	-
Other	-
Total for Personnel Services and Benefits	824,636.49
Travel/Training	
Parking/Auto Tolls	-
Travel/Lodging/Per Diem/Mileage	9,469.23
Total for Travel/Training	9,469.23
Operating Services	
Advertisements	20.00
Workers' Compensation	6,878.51
Insurance - Malpractice	949.35
Insurance - Auto/Physical Liability	7,318.33
Insurance - Other	4,585.22
Lease - Office	-
Lease - Auto/Equipment	-
Lease - Other	-
Office Repair and Maintenance	10,674.95
Office - Telephone/Utilities/Postage/Internet	24,424.92
Dues and Seminars	6,484.89
Law Library/Journals/Subscriptions	6,124.45
Office Supplies	26,020.17
Total for Operating Services	93,480.79
Professional Services	
Audit/Accounting Expense	-
Contract Clerical	10,825.50
Expert Witness	3,975.00
Investigators	-
Interpreters	150.00
Social Workers	-
Capital Representation	-
Conflict	-
Contract - Juvenile Attorneys or CINC	279,400.00
Misdemeanor Attorney Contracts	430,150.00
Contract Attorneys - all other	965,770.00
IT/Technical Support	-
Total for Professional Services	1,690,270.50
Capital Outlay	
Major Acquisitions	-
Total for Capital Outlay	-
Other Charges	
Other Operating Expenses	11,485.65
Total for Other Charges	11,485.65
Total for EXPENDITURES	2,629,342.66
<p>"Note that some data in this report may change due to district corrections or revisions."</p>	

CY24 REVENUES



CY24 EXPENDITURES



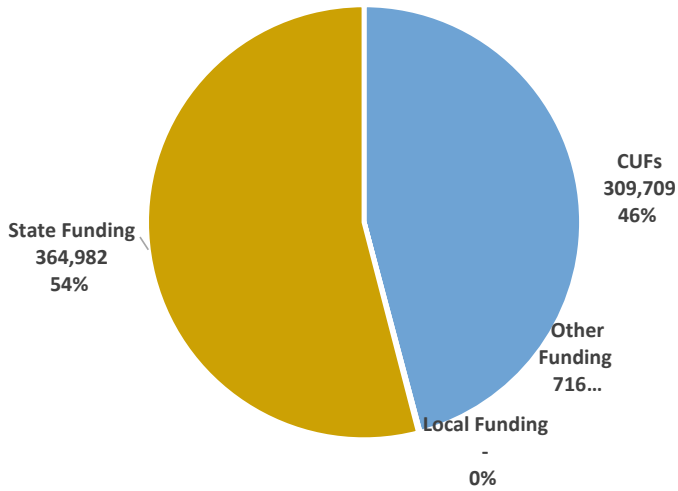


THE 5TH JUDICIAL DISTRICT PUBLIC DEFENDERS' OFFICE

FRANKLIN (WINNSBORO) - RICHLAND (RAYVILLE) - WEST CARROLL (OAK GROVE)

DISTRICT DEFENDER: JOHN ALBERT ELLIS
108 COURTHOUSE SQUARE
RAYVILLE, LA 71269
(318) 728-1117

2024 Funding Sources

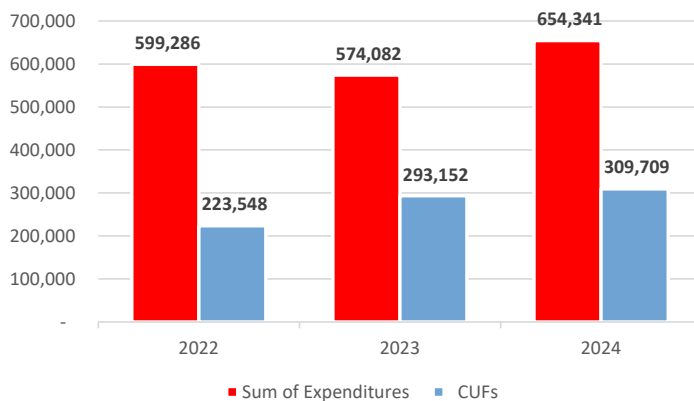


In 2024, the 5th Judicial District Office of the Public Defender received \$675,407 in total revenues. Of the total revenues received, 46% of funding was derived from Conviction and User Fees (CUFs), which exceeds the statewide average of 31%. Fifty-four percent of district office funding was derived from state supplemental assistance.

Statutory Conviction and User Fees (CUFs) Judicial District Indigent Defender Fund

Revenue Stream	Statutory Authority
Special Court Costs (\$45)	R.S. 15:168(B)
Mayor's Court	R.S. 33:441)
Application Fee (\$40)	R.S. 15:175)
Partial Reimbursement	R.S. 15:176)
Bond Forfeiture	R.S. 15:571.11)
Civil Forfeiture (RICO)	R.S. 15:1356)
Posting of Criminal Bond (\$2)	R.S. 15:85.1)
Commercial Surety Bonds (\$45)	R.S. 22:822)

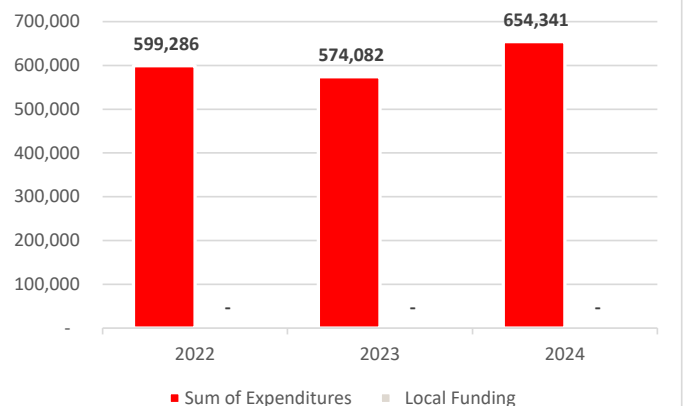
Comparison of 2024 Expenditures to CUFs



Louisiana's Public Defense System is intended to be funded primarily by Conviction and User Fees (CUFs). CUFs are comprised of eight statutes that require district court judges, city court judges, and mayors to assess fines or fees on people who have been convicted of a crime, traffic violation, or ordinance. CUFs are also generated by other actions in the criminal justice system such as bond fees, forfeitures, and application fees.

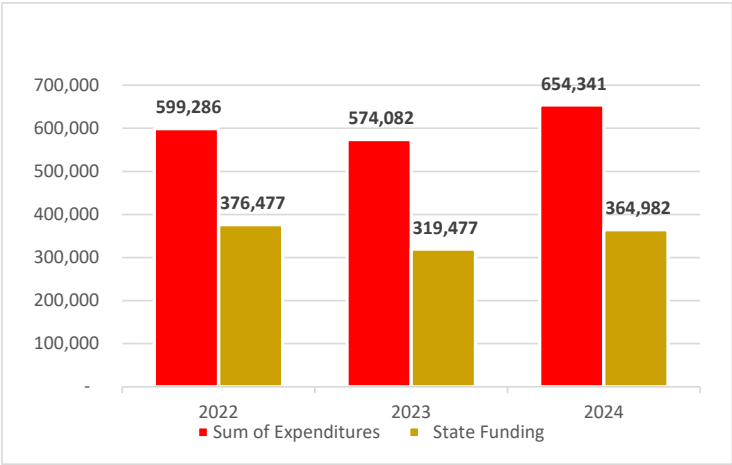
What was intended to serve as the primary funding source for public defenders only accounted for 47% of the office's expenditures in CY 2024.

Comparison of 2024 Expenditures to Local Revenues



In 2024, the 5th Judicial District Office of the Public Defender did not receive any local funding or in-kind support from the local governments within the district.

Comparison of 2024 Expenditures to State Funding



The failure of the public defender's system unstable funding stream has resulted in an increased reliance on state supplemental assistance for solvency in Franklin, Richland, and West Carroll Parishes.

During Calendar Year 2024, the office received state funding totaling nearly 56% of the office's expenditures.

The 5th Judicial District Office of the Public Defender is a multi-parish district comprised of the parishes of Franklin, Richland, and West Carroll.

Public Defender's represent indigent persons accused of a crime or involved in Child in Need of Care matters across 4 sections of court.

In the 5th Judicial District, Public Defenders handle juvenile delinquency, Child in Need of Care, misdemeanor, and felony cases.

Number of Parishes in the
Judicial District

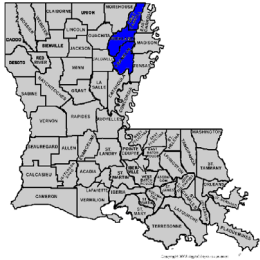
3

Number of Weighted
Sections of Court

4



During Calendar Year 2024, the 5th Judicial District Office of the Public Defender represented 1,547 individuals in 1,717 total cases. Undoubtedly, a significant portion of the cases handled during 2024 were rooted in the effects of Louisiana's mental health and substance abuse crises. As the Office of the State Public Defender seeks a stable, reliable, and adequate funding stream that is not reliant on Conviction and User Fees (CUFs), we also seek to have a criminal justice system that we can pay for. A system that focuses on non-carceral rehabilitative interventions when appropriate.



THE 5TH JDC PUBLIC DEFENDERS' OFFICE

Parish(es) & Seat(s)	Franklin - Winnsboro; Richland - Rayville; West Carroll - Oak Grove
Population	Richland Parish Pop.(2024): 19,640;Franklin Parish Pop. (2024): 19,212; West Carroll Parish Pop. (2024): 9,323. District Total Pop. (2024): 48,175
District Defender	John Albert Ellis
Years as District Defender	6
Before Becoming District Defender, Years in Public Defense	16
Does the District Defender Maintain a Private Practice? If NO, Simply Enter a Zero. If Yes, Enter the Number of Estimated Hours Per Month on Average	NO
Office Manager	Victoria Credit, Legal Assistant/Data Entry
Primary Office Street Address	108 Courthouse Square
City	Rayville
ZIP	71269
Days of Week Open (M-F) and Office Hours (am -pm)	M-TH:8:30AM-4:30PM FRI:8:00AM-12PM
Primary Phone	318-728-1117
Primary Mailing Address	P.O. Box 717, Rayville, LA 71269
Primary Fax Number	318-728-1118
Primary Emergency Contact	John Albert Ellis
Primary Emergency Phone	318-201-4212
Secondary Emergency Contact	Victoria Credit
Secondary Emergency Phone	318-334-4778
Other District Office(s) Physical and Mailing Addresses and Phone Numbers	The Fifth District purchased an office at 6909 Prairie Road, Winnsboro, LA to service Franklin Parish and an office at 110 Briggs Street, Oak Grove, LA to service West Carroll Parish with special one-time funding from the State. Both offices are preparing to early Spring 2025.
Other District Office Contact Personnel (Primary Only)	None
Name of Owner(s) of Office(s)/Building (i.e., Lessor)	Billy Coenen
If The Office Does Not Own Its Building(s) AND Pays No Rent, Indicate The Source Of Office Space Support	PDO owns building in 2 Of 3 parishes
Total Annual Cash Support by Local Appropriation or Tax/Millage (indicate if this figure is an estimate)	0

# And Job Titles Of All Staff Whose Wages Are Provided By Local Government	0
Total PDO Staff Costs <u>Provided by Local Government</u>	0
# of Workers with Retirement Benefits <u>Paid by Local Government</u>	0
Total Annual Cost of Retirement Benefits <u>Paid by Local Government</u> (if unknown enter "UNK")	0
# of Workers with Health Benefits Paid by Local Government	0
Total Annual Cost of Health Benefits Paid by Local Government (if unknown enter "UNK")	0
List Any Other Local In-Kind Contributions Or Other Support From Local Government	0
Courts and Locations	Franklin Parish District Court, Winnsboro; Richland Parish District Court, Rayville; West Carroll Parish District Court, Oak Grove; and Winnsboro City Court, Winnsboro.
Number of Divisions/Sections of Criminal Court for Each Court in District (Include District Court, CRIMINAL District Court, City Court, Municipal Court, Mayor's Court, etc.) For Which your Office Provides Representation	Three (3) District Court Divisions (A,B,& C) sitting alternately in each of the three parishes on a rotational basis. District A is also the dedicated District Juvenile Court for the District in all three parishes. One (1) Division of Municipal Court, Winnsboro City Court, sitting separately in both Adult Misdemeanor and Juvenile Jurisdictions.
Name of Adult Detention Facilities in This District	Franklin Detention Center; Winnsboro; Richland Detention Center, Rayville; West Carroll Parish Jail, Oak Grove.
Name of Adult Detention Facilities Outside the District Which Hold Clients	Madison Parish Detention Center, Ouachita Correctional Center, Riverbend Detention Center, Morehouse Parish Detention Center
Name of Juvenile Detention Facilities In This District	None
Name of Juvenile Detention Facilities Outside the District Which Hold Clients	Green Oaks, Monroe, LA; Jackson Parish Correctional, Jonesborro, LA

Do Your Courts Routinely Bring Juveniles Before The Judge In Shackles If They Are Being Held In Detention Or Secure Custody At The Time Of The Hearing? Note That Ch. Code Art. 408 Forbids Routine Shackling	Juveniles are not shackled in Court.
District Attorney	Hon. Penny Dociecer
Chief Judge of Criminal District Court	Judge Will R. Barham, (Div. B) Term commencing 1/1/2025
Juvenile Court Judges (Specify District of City Court)	Judge Clay Hamilton is the Juvenile Court Judge
Drug Court Judges	Judge Clay Hamilton
Mental Health Court Judges	No
Other Specialty Court	No
Name of Specialty and Brief Description:	NONE
Short Term Critical Issue Areas	NONE
Long-Term Critical Issue Areas and other External Factors (outside of your control) that Negatively Affect the Delivery of Services in Your District	Scarcity of Available Attorneys in entire District.
2024 Media Coverage and/or Major Accomplishments	None
Describe Supervisory Structure in Your District (For Attorneys and Non-Attorneys)	The District Defender supervises two (02) workers in Central Office. One Legal Assistant and one Investigator, and nine (09) attorneys.
Medical Benefits for Any Staff, Please Describe, Noting Who Pays For the Benefit	No
Number of Cases Involving Children Under Age 18 (prior to April 19, 2024), and Children Under Age 17 (After April 19, 2024) in Your District That Were Directly Filed in Adult Court or Transferred to Adult Court in 2024	0
Number of Cases Involving Children Under Age 18 (prior to April 19, 2024), and Children Under Age 17 (After April 19, 2024) in Your District in Which a Transfer of a Child to Adult Court was Denied	0
Please Provide the Names of All State Representatives and Senators from Your District	Senator Katrinia Jackson, Representative Francis Thompson, Representative Neil Riser, Senator Stewart Cathey, Jr., Senator Glen Womack
What Changes Have You Implemented in Your District Office in 2024 That Have Improved the Delivery of Public Defender Services?	<ol style="list-style-type: none"> 1. Moved to paperless applications. 2. Daily Jail checks for detained defendants. 3. Same day appointment of defense counsel and notification. 4. Centralize Discovery Bank for all cases to facilitate seamless reassignment of counsel when necessary. 5. Continuous Training. Pairing Teams-co-assigning younger attorneys (less experienced) with season attorney on major cases.

5th District Defender Office CY 2024 Caseloads & Outcomes


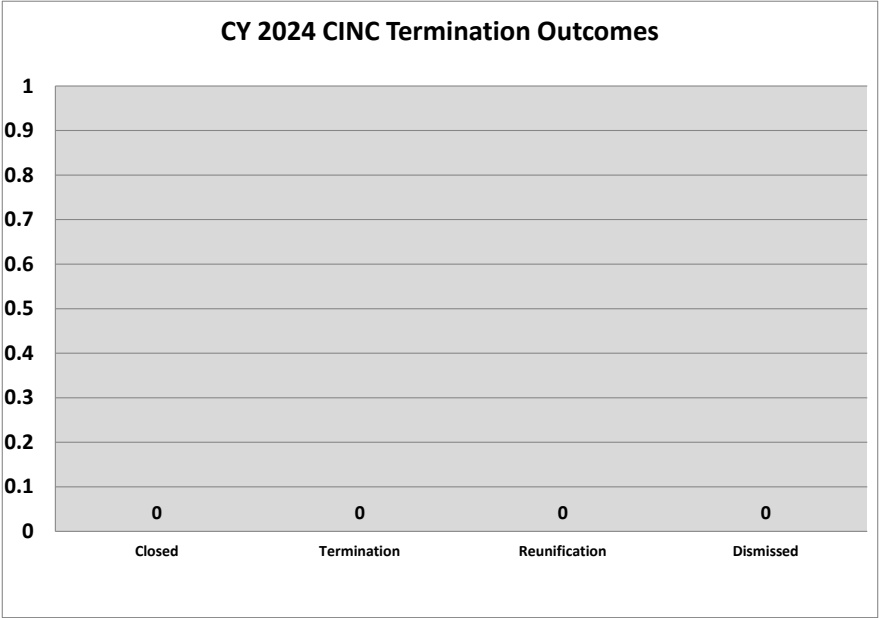
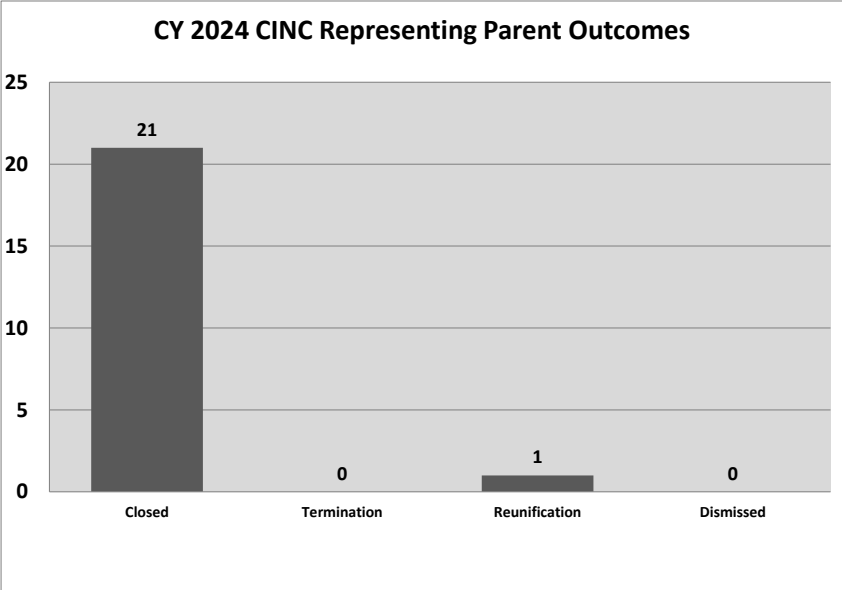
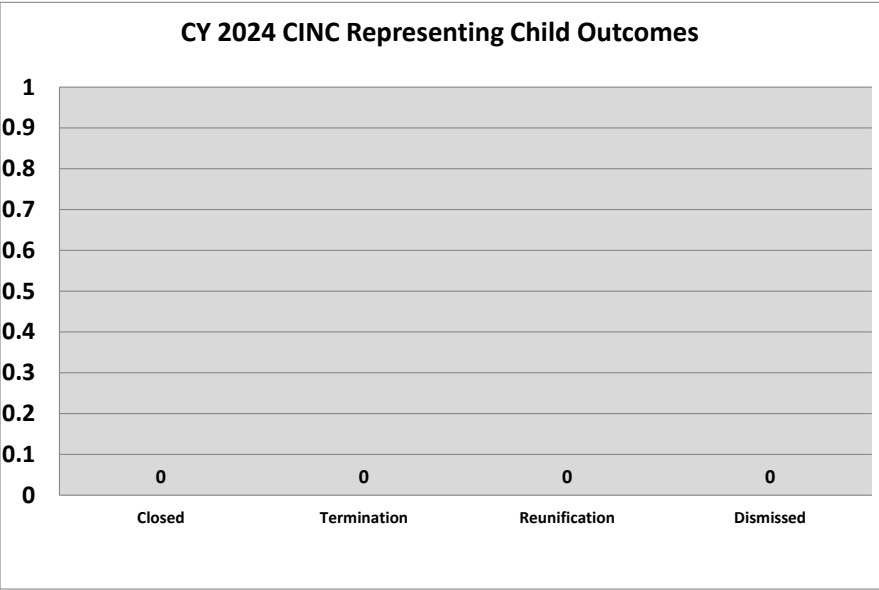
Case Type	New Cases 01/1/2024- 12/31/2024	Closed Cases 01/1/2024- 12/31/2024	Pending Cases* (# of Cases pending on 12/31/2023)	# of Cases pending on 12/31/2023 plus New Cases Received 01/1/2024- 12/31/2024	# Cases Resulting in Termination of Parental Rights	# Cases Resulting in Reunification	# Charges with Admit/Guilty Plea to Current Offense	# Charges with Plea of Guilty to Lesser Charge	# Charges Resulting in Dismissal	# Charges Resulting in Diversion or Deferred Disposition	# Jury Trials: Found Not Guilty	# Jury Trials: Found Guilty	# Judge Trials: Found Not Guilty	# Judge Trials: Found Guilty	Total Trials
Child Support	0	0	0	0	N/A	N/A	N/A	N/A	0	N/A	N/A	N/A	N/A	N/A	0
CINC-Child	0	0	0	0	0	0	N/A	N/A	0	N/A	N/A	N/A	N/A	N/A	0
CINC-Parent	11	21	36	47	0	1	N/A	N/A	0	N/A	N/A	N/A	N/A	N/A	0
Termination	0	0	0	0	0	0	N/A	N/A	0	N/A	N/A	N/A	N/A	N/A	0
FINS	0	0	0	0	N/A	N/A	0	0	0	0	N/A	N/A	N/A	N/A	0
Delinquency Misdemeanor	16	17	28	44	N/A	N/A	1	0	0	0	N/A	N/A	0	0	0
Delinquency Felony	45	28	90	135	N/A	N/A	1	2	1	0	N/A	N/A	0	0	0
Delinquency-Life	2	2	1	3	N/A	N/A	0	0	0	0	N/A	N/A	0	0	0
Juvenile Revocations	0	0	0	0	N/A	N/A	0	0	0	N/A	N/A	N/A	N/A	N/A	0
Adult Misdemeanor*	126	103	161	287	N/A	N/A	77	2	2	0	0	1	0	1	2
Adult Felony Non-LWOP**	630	590	557	1187	N/A	N/A	246	33	182	0	0	1	0	2	3
Adult LWOP	4	4	6	10	N/A	N/A	3	1	0	0	0	0	0	0	0
Capital***	0	0	0	0	N/A	N/A	0	0	0	0	0	0	0	0	0
Revocations	0	0	4	4	N/A	N/A	0	0	0	0	N/A	N/A	N/A	N/A	0
PCR	0	0	0	0	N/A	N/A	N/A	N/A	N/A	N/A	N/A	N/A	0	0	0
SOAP	0	0	0	0	N/A	N/A	N/A	N/A	N/A	N/A	N/A	N/A	N/A	N/A	0

NOTE: Charges columns include all charges filed in association with a particular Case Type, regardless of each charge's severity.

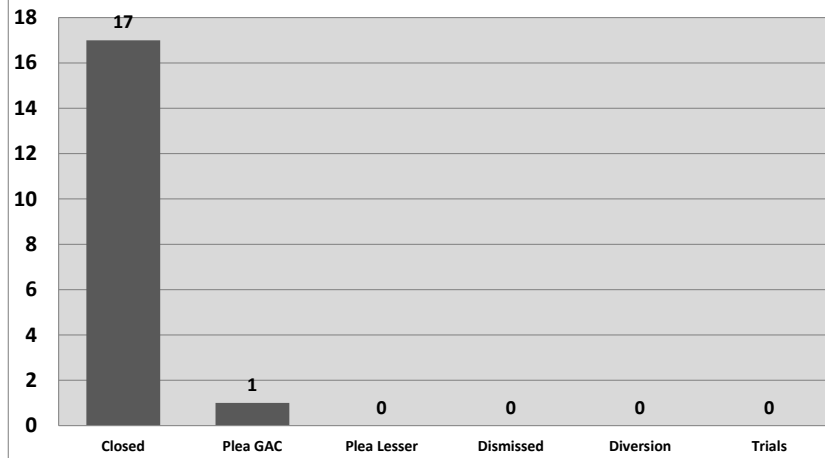
*Includes Traffic, Parish/Municipal Ordinances, Extradition and Unclassified Cases

**Life Without Parole

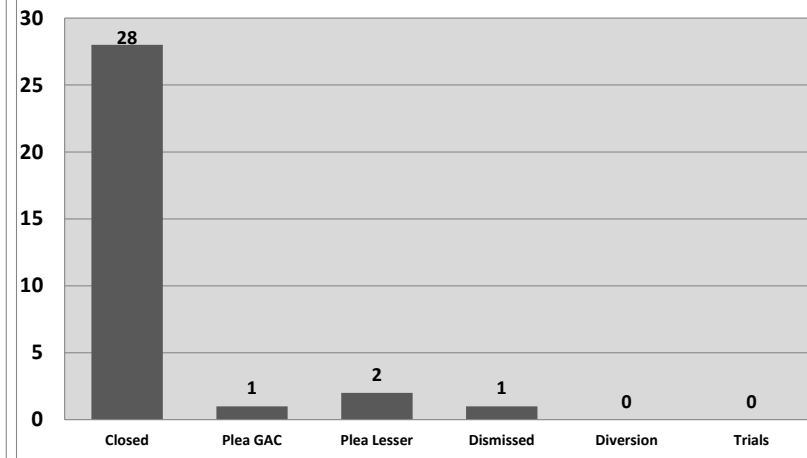
***Capital cases may include cases initially opened by the district office and transferred to a program office at some later stage in the proceedings.



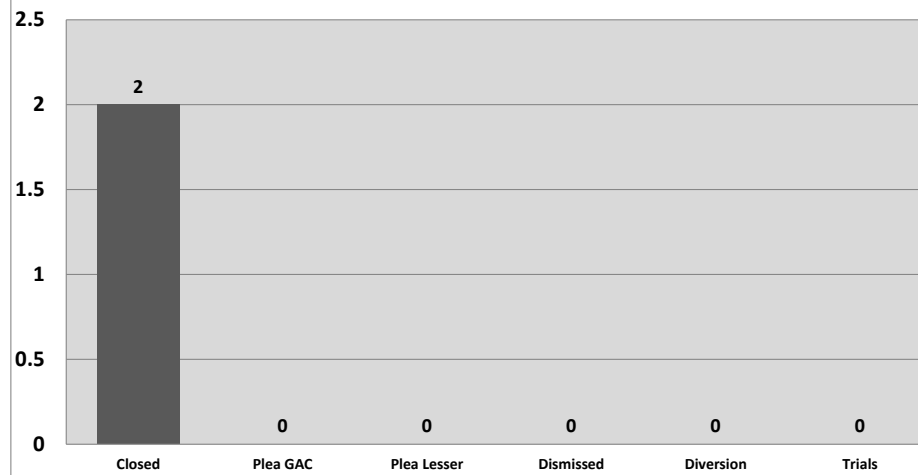
CY 2024 Delinquency Misdemeanor-Grade Outcomes



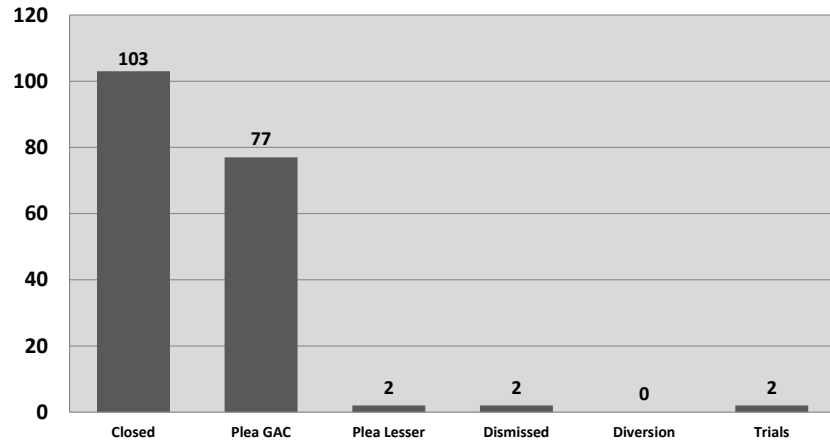
CY 2024 Delinquency Felony-Grade Outcomes



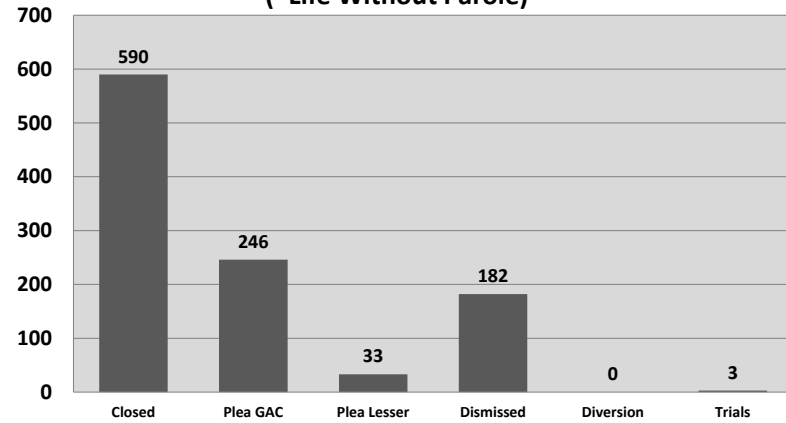
CY 2024 Delinquency Life Outcomes



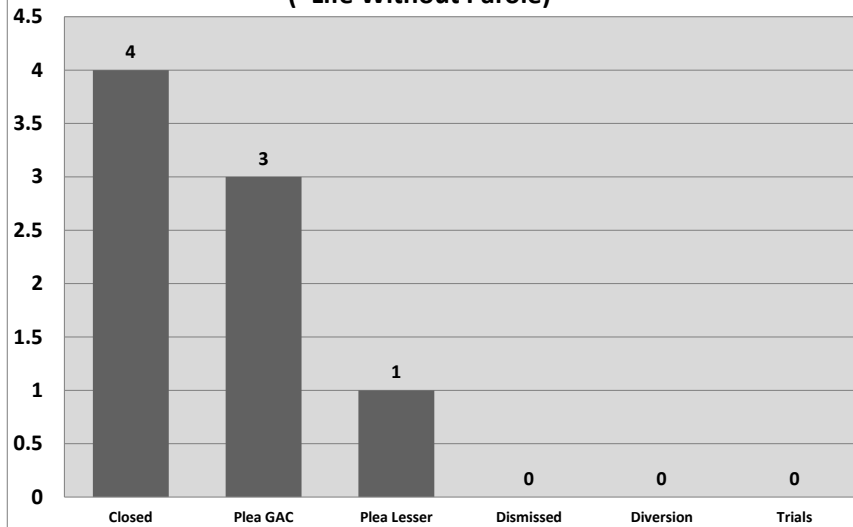
CY 2024 Adult Misdemeanor Outcomes



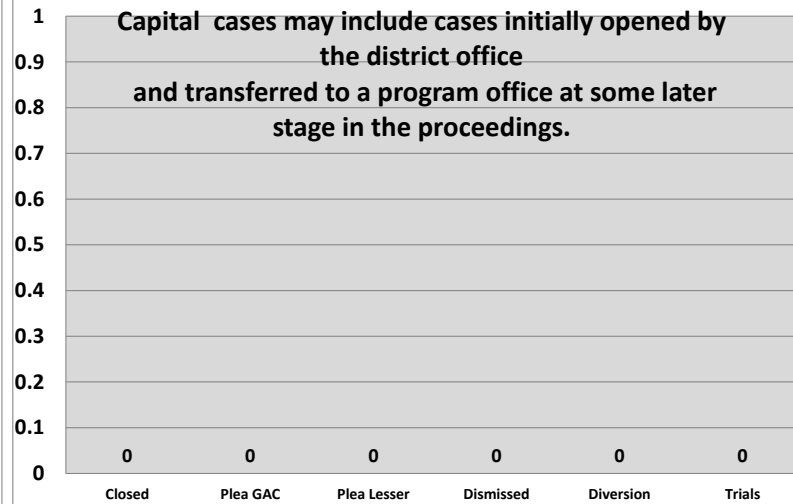
**CY 2024 Adult Felony Non-LWOP* Outcomes
(*Life Without Parole)**



**CY 2024 Adult Felony LWOP* Outcomes
(*Life Without Parole)**



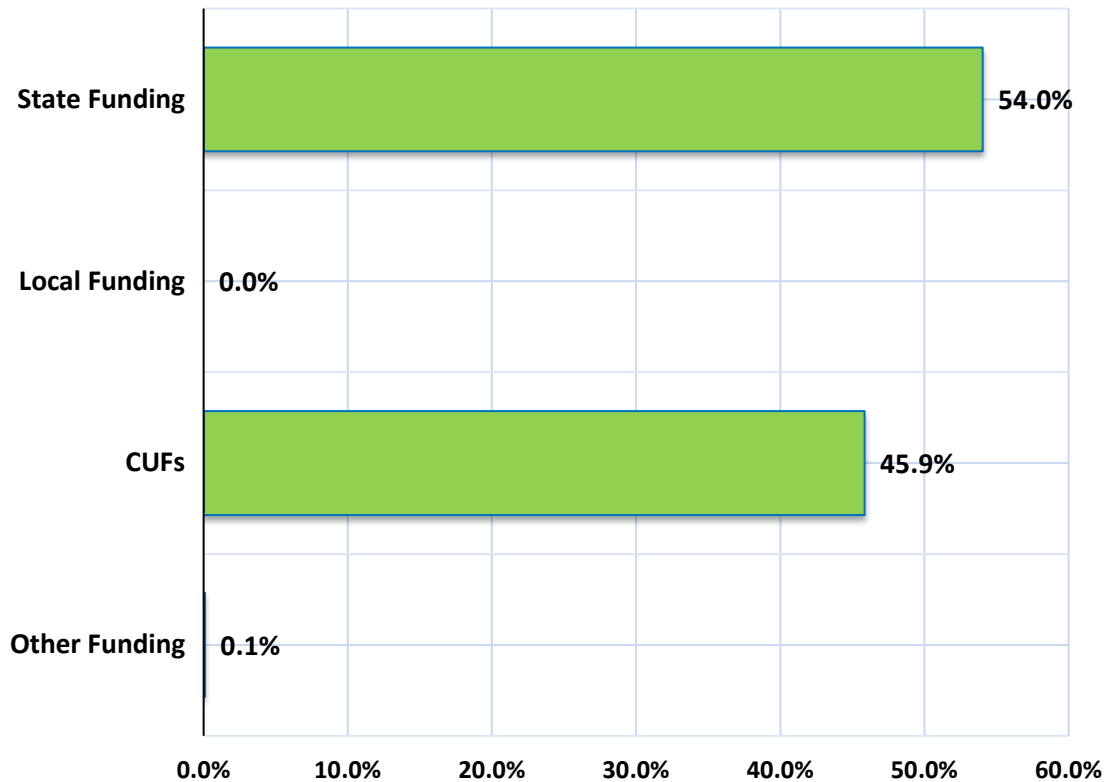
CY 2024 Capital Outcomes



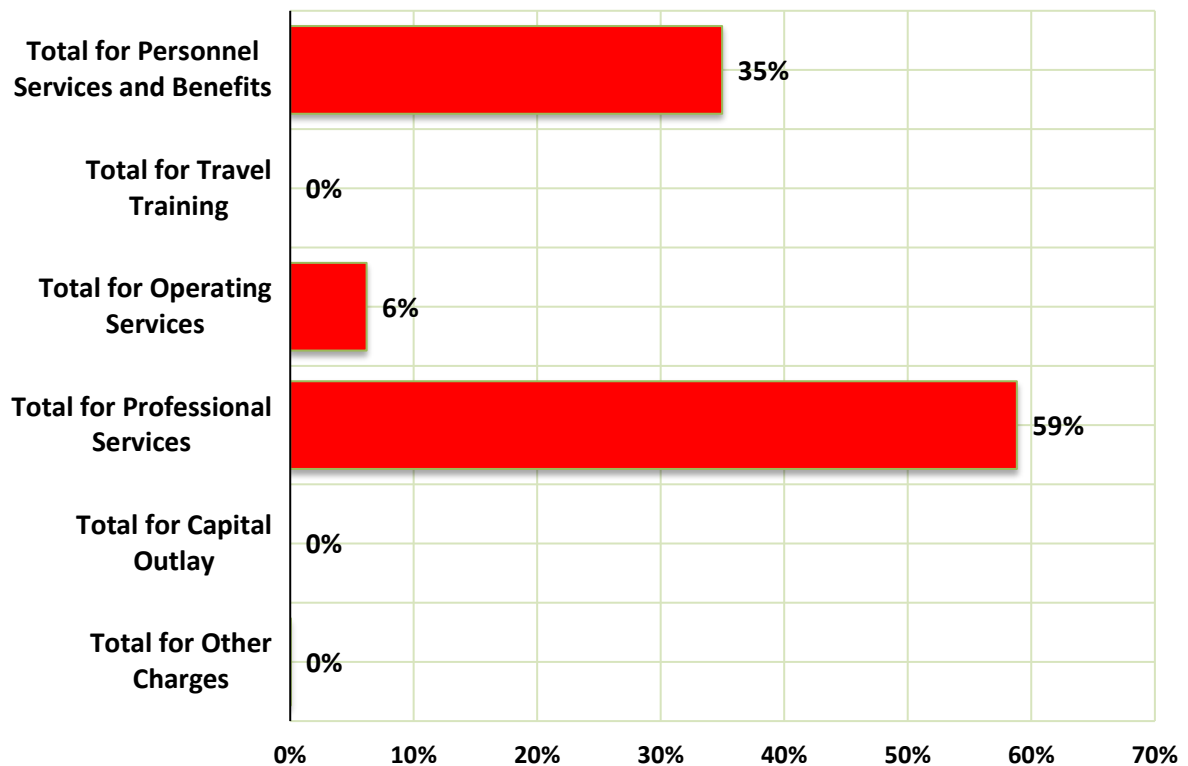
District 5 CY2024	Total CY2024
District Defender: John Albert Ellis	
REVENUE	
Federal Government	
Grants - Direct	-
Grants - Indirect (pass thru State)	-
Total for Federal Government	-
State Government	
Department of Corrections	-
Child in Need of Care (CINC)	-
District Assistance Fund (DAF)	352,933.89
Supplemental/Emergency Funds	12,048.21
Grants	-
Other State Income -List source(s)	-
Total for State Government	364,982.10
Local Government	
Appropriations - General	-
Appropriations - Special	-
Taxes - Millages, Sales, Special, & Other	-
Condition of Probation	1,588.08
Criminal Bond Fees [\$2 per bonded case as per 15:85.1] and Surety Bond Licensing Fees [per 22:822 B]	64,684.40
Traffic Camera	-
Grants	-
Other Local Income -List source(s)	-
\$45 Special Court Costs [R.S. 15:168.B(1)] and \$35 Mayor's Court Costs	
Criminal District Court	33,185.55
City & City-Ward Courts	800.00
Judicial District Courts	5,993.24
Juvenile Court	-
Mayor's Court (\$35 Special Court Costs for Mayor's Court Only)	-
Magistrates' Courts	-
Municipal Court	1,664.50
Parish Courts	21,407.34
Traffic Court	145,000.32
Non-itemized, lump sum collected and remitted by all courts	-
Non-Itemized lump sum assessed by the court; collected and remitted by the Sheriff(s)	34,985.58
Non-Itemized lump sum assessed by the court; collected and remitted by the Police Juries	-
Total for \$45 Special Court Costs [R.S. 15:168.B(1)] and \$35 Mayor's Court Costs	243,036.53
Charges For Services	
\$40 Indigent Defense Application Fees [as per 15:175 A (1)(f)]	400.00
Partial Attorney Fees Reimbursements [as per 15:176]	-
Other Reimbursements	700.62
Other Local Income -List source(s)	-
Total for Charges For Services	1,100.62
Total for Local Government	310,409.63
Investment Earnings	
Interest Income	15.33
Other Investment Income - List source(s)	-
Total for Investment Earnings	15.33
Other Sources (Grants & Contributions)	
Non-Profit Organizations	-
Private Organizations	-
Corporate	-
Other - List source(s)	-
Total for Other Sources (Grants & Contributions)	-
Total for REVENUE	675,407.06

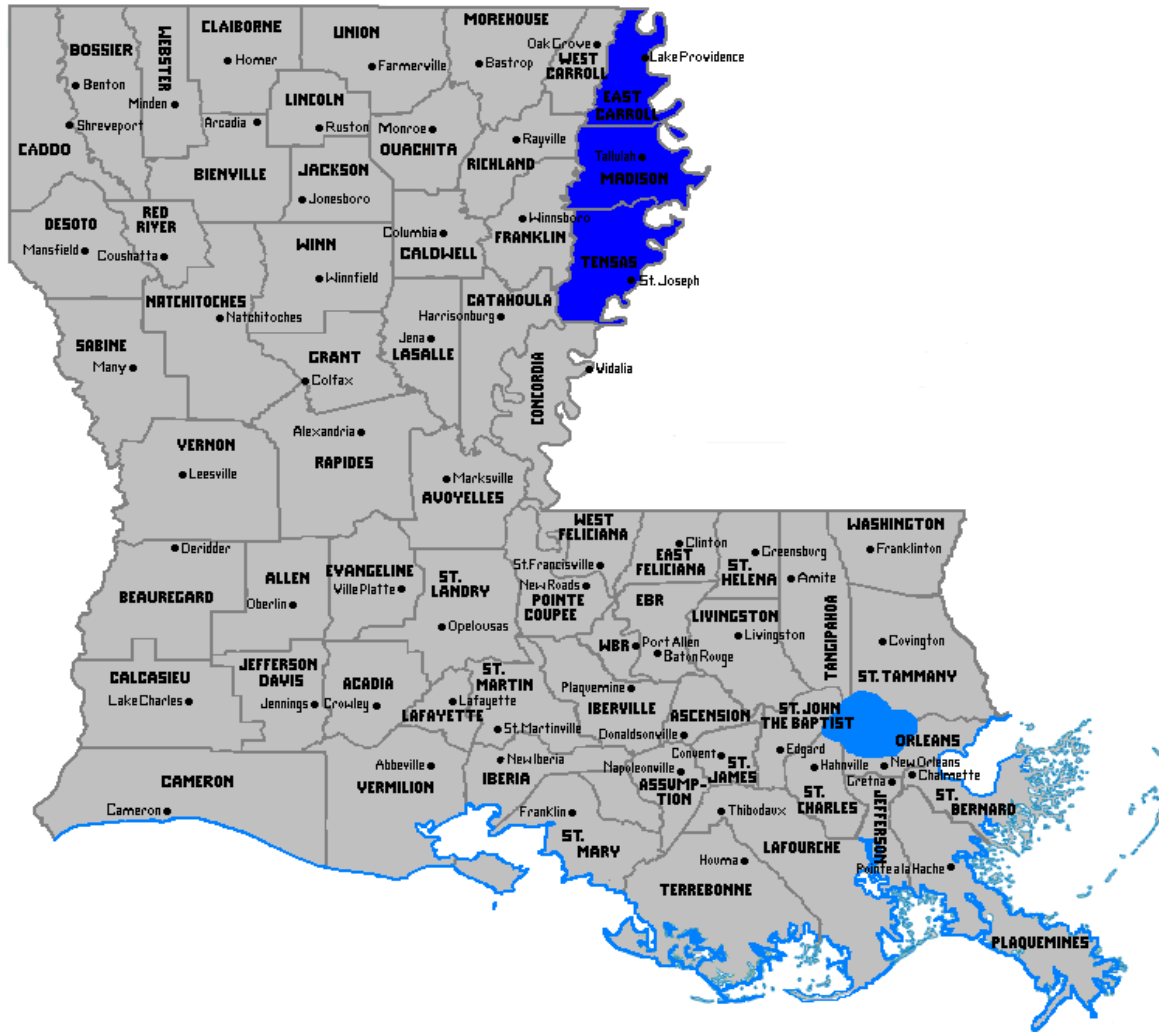
District 5 CY2024	Total CY2024
District Defender: John Albert Ellis	
EXPENDITURES	
Personnel Services and Benefits	
Salaries	212,295.60
Accrued Leave	-
Payroll Taxes	16,483.33
Hospitalization and Disability Insurance	-
Retirement	-
Other	10.50
Total for Personnel Services and Benefits	228,789.43
Travel/Training	
Parking/Auto Tolls	-
Travel/Lodging/Per Diem/Mileage	-
Total for Travel/Training	-
Operating Services	
Advertisements	931.20
Workers' Compensation	-
Insurance - Malpractice	-
Insurance - Auto/Physical Liability	5,111.00
Insurance - Other	2,612.01
Lease - Office	12,000.00
Lease - Auto/Equipment	-
Lease - Other	629.00
Office Repair and Maintenance	132.11
Office - Telephone/Utilities/Postage/Internet	13,565.88
Dues and Seminars	-
Law Library/Journals/Subscriptions	2,311.32
Office Supplies	3,182.49
Total for Operating Services	40,475.01
Professional Services	
Audit/Accounting Expense	18,969.04
Contract Clerical	27,000.00
Expert Witness	3,150.00
Investigators	-
Interpreters	-
Social Workers	-
Capital Representation	-
Conflict	42,000.00
Contract - Juvenile Attorneys or CINC	23,800.00
Misdemeanor Attorney Contracts	36,000.00
Contract Attorneys - all other	234,000.00
IT/Technical Support	-
Total for Professional Services	384,919.04
Capital Outlay	
Major Acquisitions	-
Total for Capital Outlay	-
Other Charges	
Other Operating Expenses	157.50
Total for Other Charges	157.50
Total for EXPENDITURES	654,340.98
<p style="color: red; text-align: center;">"Note that some data in this report may change due to district corrections or revisions."</p>	

CY24 REVENUES



CY24 EXPENDITURES



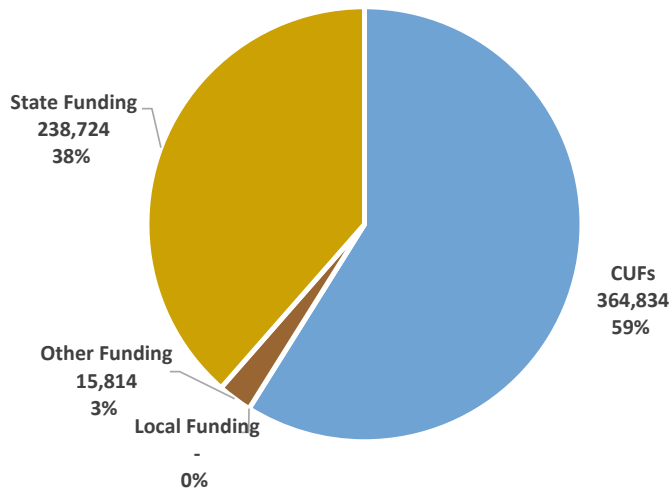


THE 6TH JUDICIAL DISTRICT PUBLIC DEFENDERS' OFFICE

EAST CARROLL (LAKE PROVIDENCE) - MADISON (TALLULAH) - TENSAS (ST.
JOSEPH)

DISTRICT DEFENDER: JOHN HOGUE, III
1602 A FELICIA DRIVE
TALLULAH, LA 71282
(318) 574-2554

2024 Funding Sources

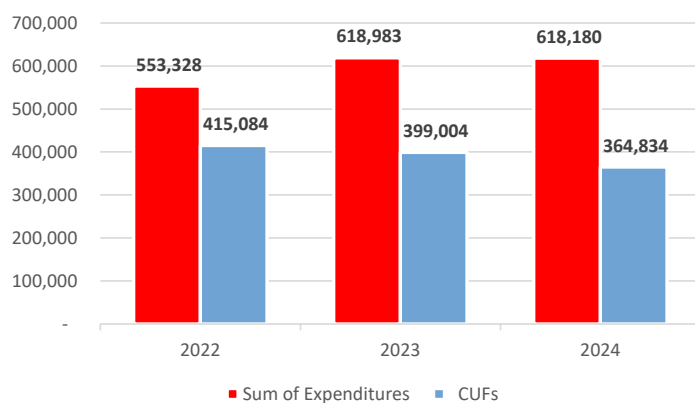


In 2024, the 6th Judicial District Office of the Public Defender received \$619,371.77 in total revenues. Of the total revenues received, 59% of funding was derived from Conviction and User Fees (CUFs), which exceeds the statewide average of 31%. Thirty-eight percent of district office funding was derived from state supplemental assistance.

Statutory Conviction and User Fees (CUFs) Judicial District Indigent Defender Fund

Revenue Stream	Statutory Authority
Special Court Costs (\$45)	R.S. 15:168(B)
Mayor's Court	R.S. 33:441)
Application Fee (\$40)	R.S. 15:175)
Partial Reimbursement	R.S. 15:176)
Bond Forfeiture	R.S. 15:571.11)
Civil Forfeiture (RICO)	R.S. 15:1356)
Posting of Criminal Bond (\$2)	R.S. 15:85.1)
Commercial Surety Bonds (\$45)	R.S. 22:822)

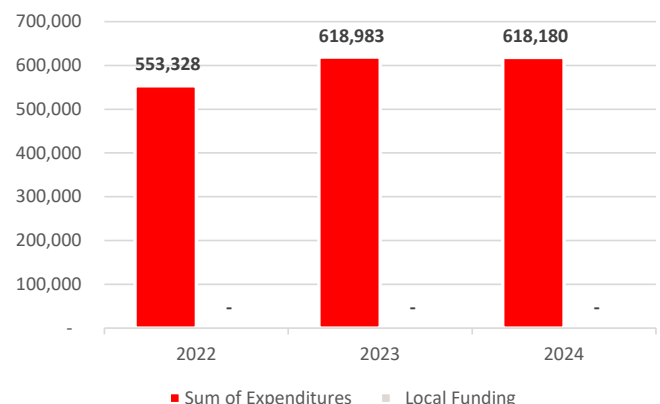
Comparison of 2024 Expenditures to CUFs



Louisiana's Public Defense System is intended to be funded primarily by Conviction and User Fees (CUFs). CUFs are comprised of eight statutes that require district court judges, city court judges, and mayors to assess fines or fees on people who have been convicted of a crime, traffic violation, or ordinance. CUFs are also generated by other actions in the criminal justice system such as bond fees, forfeitures, and application fees.

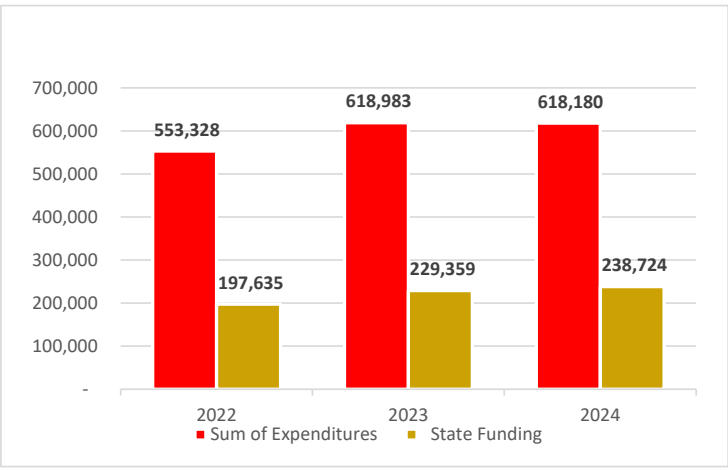
What was intended to serve as the primary funding source for public defenders only accounted for 59% of the office's expenditures in CY 2024.

Comparison of 2024 Expenditures to Local Revenues



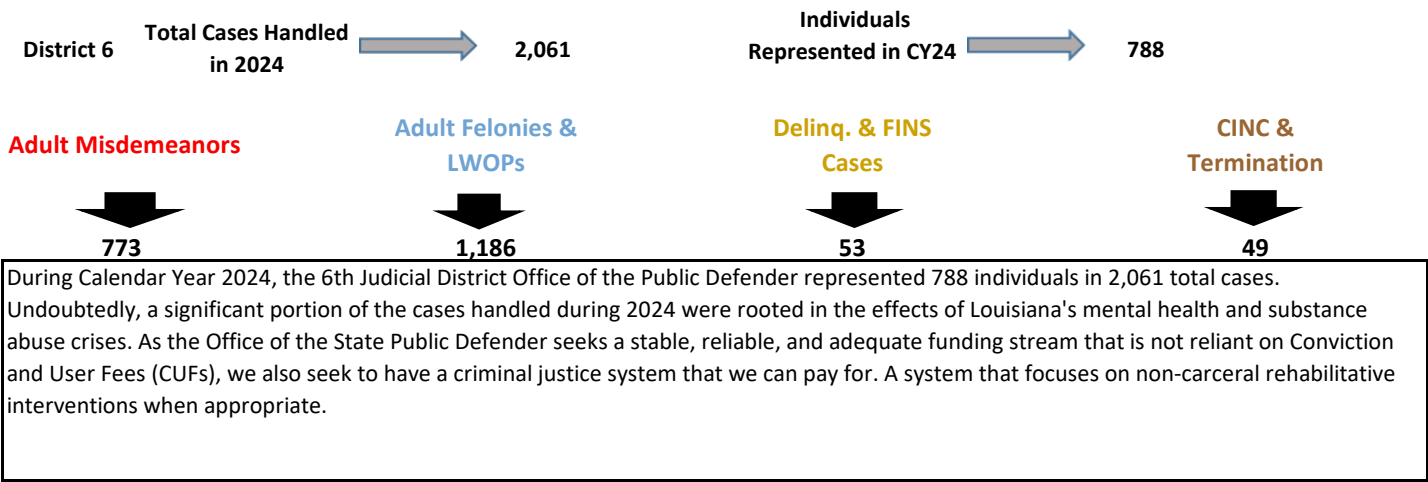
In 2024, the 6th Judicial District Office of the Public Defender did not receive any local funding or in-kind support from the local governments within the district.

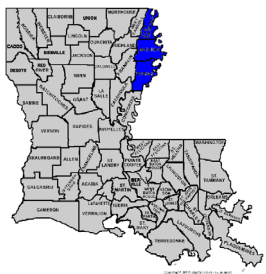
Comparison of 2024 Expenditures to State Funding



During Calendar Year 2024, the office received state funding totaling nearly 38.6% of the office's expenditures. State supplemental assistance has increased each of the last two years.

<p>The 6th Judicial District Office of the Public Defender is a multi-parish district comprised of the parishes of East Carroll, Madison, and Tensas.</p> <p>Public Defender's represent indigent persons accused of a crime or involved in Child in Need of Care matters across 2 sections of court.</p> <p>In the 6th Judicial District, Public Defenders handle juvenile delinquency, Child in Need of Care, misdemeanor, and felony cases.</p>	Number of Parishes in the Judicial District	Number of Weighted Sections of Court
	3	2





THE 6TH JDC PUBLIC DEFENDERS' OFFICE

Parish(es) & Seat(s)	East Carroll - Lake Providence; Madison - Tallulah; Tensas - St. Joseph.
Population	19,729
District Defender	John Hogue III
Years as District Defender	3
Before Becoming District Defender, Years in Public Defense	23
Does the District Defender Maintain a Private Practice? If NO, Simply Enter a Zero. If Yes, Enter the Number of Estimated Hours Per Month on Average	0
Office Manager	Kathy Grady
Primary Office Street Address	1602 A Felicia Drive
City	Tallulah
ZIP	71282
Days of Week Open (M-F) and Office Hours (am -pm)	MONDAY-THURSDAY 8:00 A.M. - 4:00 P.M. FRIDAY 8:00 A.M.- 12:00 P.M.
Primary Phone	318-434-4010
Primary Mailing Address	1602 A Felicia Drive, Tallulah, LA 71282
Primary Fax Number	318-434-4014
Primary Emergency Contact	John Hogue III
Primary Emergency Phone	985-789-4680
Secondary Emergency Contact	Kathy Grady (Office Manager)
Secondary Emergency Phone	318-341-0667
Other District Office(s) Physical and Mailing Addresses and Phone Numbers	None
Other District Office Contact Personnel (Primary Only)	None
Name of Owner(s) of Office(s)/Building (i.e., Lessor)	Craig Clark; Owner.
If The Office Does Not Own Its Building(s) AND Pays No Rent, Indicate The Source Of Office Space Support	0
Total Annual Cash Support by Local Appropriation or Tax/Millage (indicate if this figure is an estimate)	0
# And Job Titles Of All Staff Whose Wages Are Provided By Local Government	0

Total PDO Staff Costs <u>Provided by Local Government</u>	0
# of Workers with Retirement Benefits <u>Paid by Local Government</u>	0
Total Annual Cost of Retirement Benefits <u>Paid by Local Government</u> (if unknown enter "UNK")	0
# of Workers with Health Benefits Paid by Local Government	0
Total Annual Cost of Health Benefits Paid by Local Government (if unknown enter "UNK")	0
List Any Other Local In-Kind Contributions Or Other Support From Local Government	0
Courts and Locations	6th JDC- Madison Court-- Tallulah, LA; Tensas Court-- St Joseph, LA; East Carroll Court--Lake Providence, LA.
Number of Divisions/Sections of Criminal Court for Each Court in District (Include District Court, CRIMINAL District Court, City Court, Municipal Court, Mayor's Court, etc.) For Which your Office Provides Representation	Division A Judge Angela Claxton Division B Judge Laurie Brister
Name of Adult Detention Facilities in This District	Bayou Correctional Center, Madison Detention Center, Louisiana Transitional Center for Women, Madison Parish Jail, Tallulah, La; Tensas Detention Center, Waterproof, La ; Riverbend Correctional Center, Lake Providence, La
Name of Adult Detention Facilities Outside the District Which Hold Clients	Franklin Parish Detention Center, Winnsboro, La, Richland Parish Detention Center, Rayville, La Concordia Parish Correctional Center, Ferriday, La, Catahoula Correctional Center, Harrisonburg, La
Name of Juvenile Detention Facilities In This District	Christian Acres - Tallulah, LA
Name of Juvenile Detention Facilities Outside the District Which Hold Clients	Swanson Correctional Center Youth, Monroe, La
Do Your Courts Routinely Bring Juveniles Before The Judge In Shackles If They Are Being Held In Detention Or Secure Custody At The Time Of The Hearing? Note That Ch. Code Art. 408 Forbids Routine Shackling	No
District Attorney	James Paxton
Chief Judge of Criminal District Court	Judge Laurie Brister
Juvenile Court Judges (Specify District of City Court)	Judge Laurie Brister & Judge Angela Claxton
Drug Court Judges	Judge Laurie Brister
Mental Health Court Judges	None
Other Specialty Court	None
Name of Specialty and Brief Description:	None
Short Term Critical Issue Areas	0
Long-Term Critical Issue Areas and other External Factors (outside of your control) that Negatively Affect the Delivery of Services in Your District	Shortage of attorneys to hire for public defense

2024 Media Coverage and/or Major Accomplishments	Article on awarded opiate settlement funds and articles on graduates that have completed our Drug Court program.
Describe Supervisory Structure in Your District (For Attorneys and Non-Attorneys)	District Defender and Office Manager review case loads and assignments
Medical Benefits for Any Staff, Please Describe, Noting Who Pays For the Benefit	Yes. Office pays health insurance for staff employees.
Number of Cases Involving Children Under Age 18 (prior to April 19, 2024), and Children Under Age 17 (After April 19, 2024) in Your District That Were Directly Filed in Adult Court or Transferred to Adult Court in 2024	1
Number of Cases Involving Children Under Age 18 (prior to April 19, 2024), and Children Under Age 17 (After April 19, 2024) in Your District in Which a Transfer of a Child to Adult Court was Denied	0
Please Provide the Names of All State Representatives and Senators from Your District	Rep. Francis Thompson (East Carroll/Madison), Rep. C. Travis Johnson (East Carroll/Tensas), Senator Katrina Jackson (East Carroll/Madison), Senator Neal Riser (Tensas)
What Changes Have You Implemented in Your District Office in 2024 That Have Improved the Delivery of Public Defender Services?	NONE

6th District Defender Office CY 2024 Caseloads & Outcomes

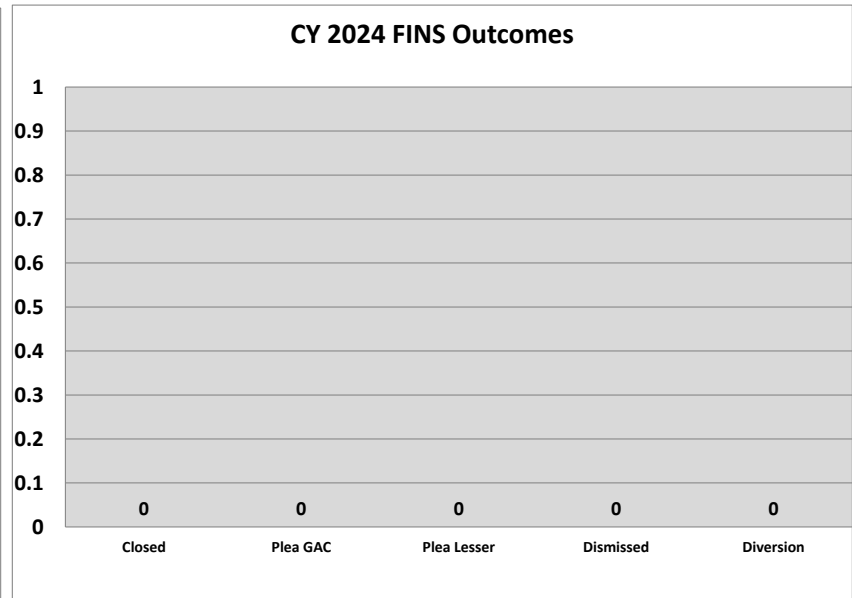

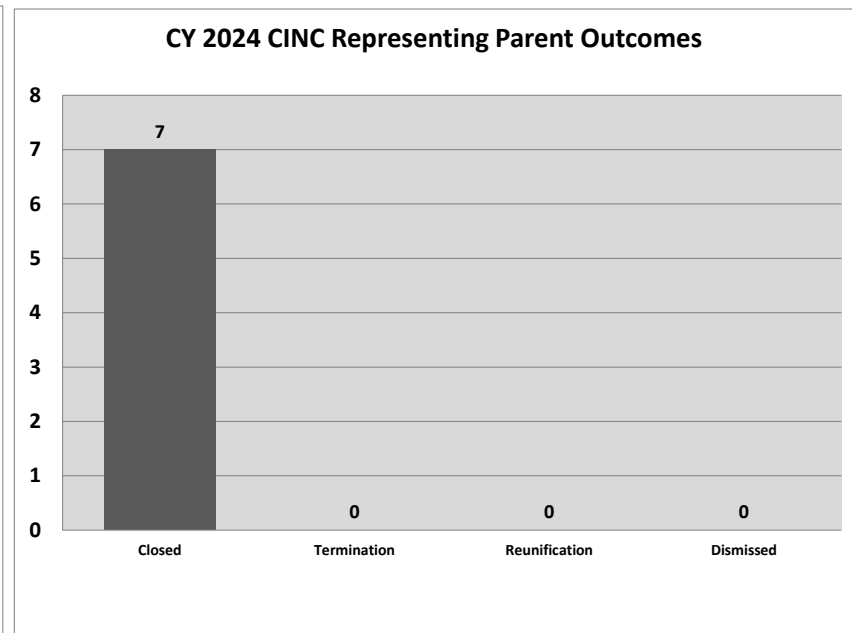
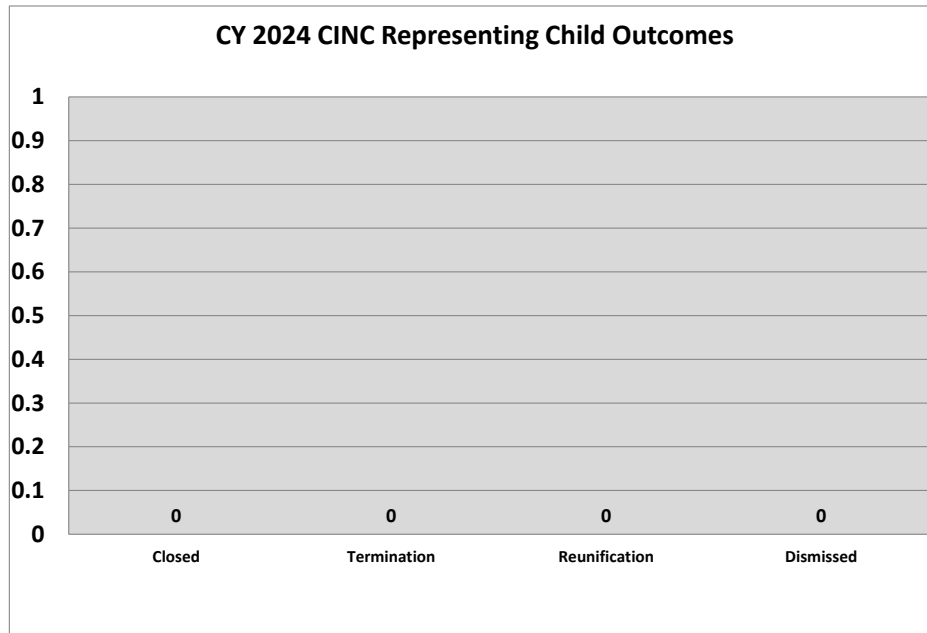
Case Type	New Cases 01/1/2024- 12/31/2024	Closed Cases 01/1/2024- 12/31/2024	Pending Cases* (# of Cases pending on 12/31/2023)	# of Cases pending on 12/31/2023 plus New Cases Received 01/1/2024- 12/31/2024	# Cases Resulting in Termination of Parental Rights	# Cases Resulting in Reunification	# Charges with Admit/Guilty Plea to Current Offense	# Charges with Plea of Guilty to Lesser Charge	# Charges Resulting in Dismissal	# Charges Resulting in Diversion or Deferred Disposition	# Jury Trials: Found Not Guilty	# Jury Trials: Found Guilty	# Judge Trials: Found Not Guilty	# Judge Trials: Found Guilty	Total Trials
Child Support	0	0	0	0	N/A	N/A	N/A	N/A	0	N/A	N/A	N/A	N/A	N/A	0
CINC-Child	0	0	0	0	0	0	N/A	N/A	0	N/A	N/A	N/A	N/A	N/A	0
CINC-Parent	15	7	34	49	0	0	N/A	N/A	0	N/A	N/A	N/A	N/A	N/A	0
Termination	0	0	0	0	0	0	N/A	N/A	0	N/A	N/A	N/A	N/A	N/A	0
FINS	1	0	0	1	N/A	N/A	0	0	0	0	N/A	N/A	N/A	N/A	0
Delinquency Misdemeanor	9	11	9	18	N/A	N/A	5	0	12	0	N/A	N/A	0	0	0
Delinquency Felony	17	12	17	34	N/A	N/A	4	1	5	0	N/A	N/A	0	0	0
Delinquency-Life	0	0	0	0	N/A	N/A	0	0	0	0	N/A	N/A	0	0	0
Juvenile Revocations	0	0	0	0	N/A	N/A	0	0	0	N/A	N/A	N/A	N/A	N/A	0
Adult Misdemeanor*	277	299	496	773	N/A	N/A	61	14	191	0	0	0	1	0	1
Adult Felony Non-LWOP**	418	422	749	1167	N/A	N/A	51	77	256	0	0	1	0	0	1
Adult LWOP	4	5	15	19	N/A	N/A	0	2	2	0	0	0	0	0	0
Capital***	0	0	0	0	N/A	N/A	0	0	0	0	0	0	0	0	0
Revocations	0	0	0	0	N/A	N/A	0	0	0	0	N/A	N/A	N/A	N/A	0
PCR	0	0	0	0	N/A	N/A	N/A	N/A	N/A	N/A	N/A	N/A	0	0	0
SOAP	0	0	0	0	N/A	N/A	N/A	N/A	N/A	N/A	N/A	N/A	N/A	N/A	0

NOTE: Charges columns include all charges filed in association with a particular Case Type, regardless of each charge's severity.

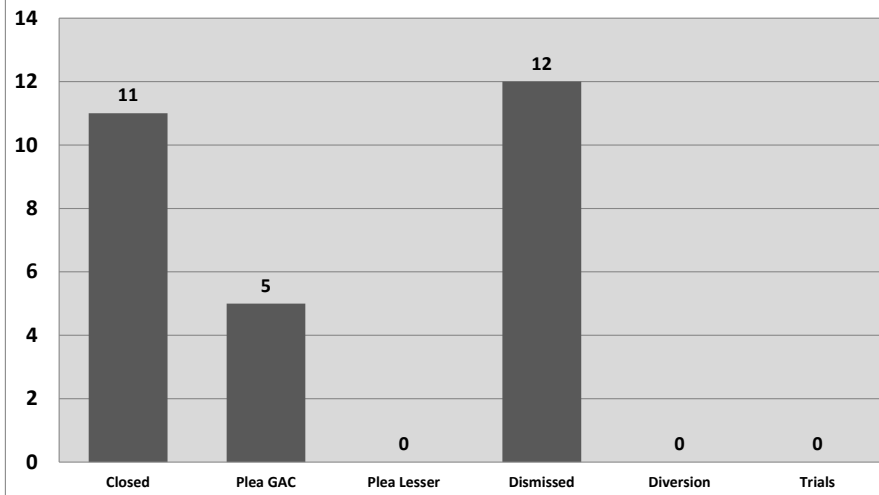
*Includes Traffic, Parish/Municipal Ordinances, Extradition and Unclassified Cases

**Life Without Parole

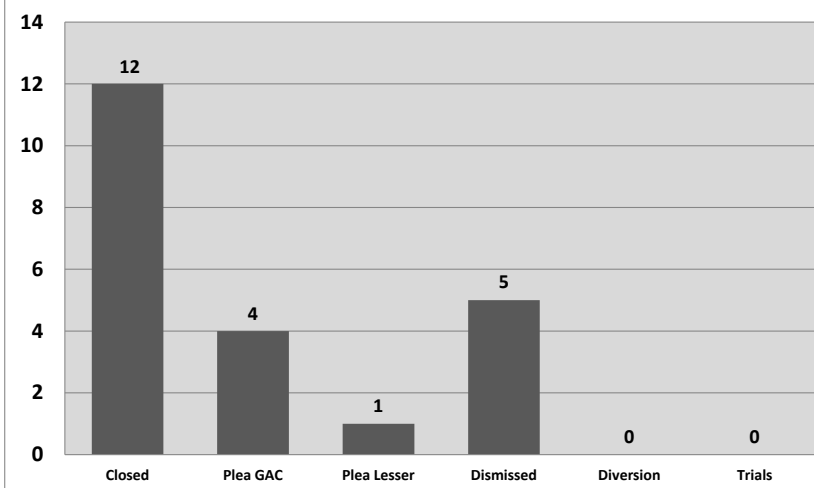
***Capital cases may include cases initially opened by the district office and transferred to a program office at some later stage in the proceedings.



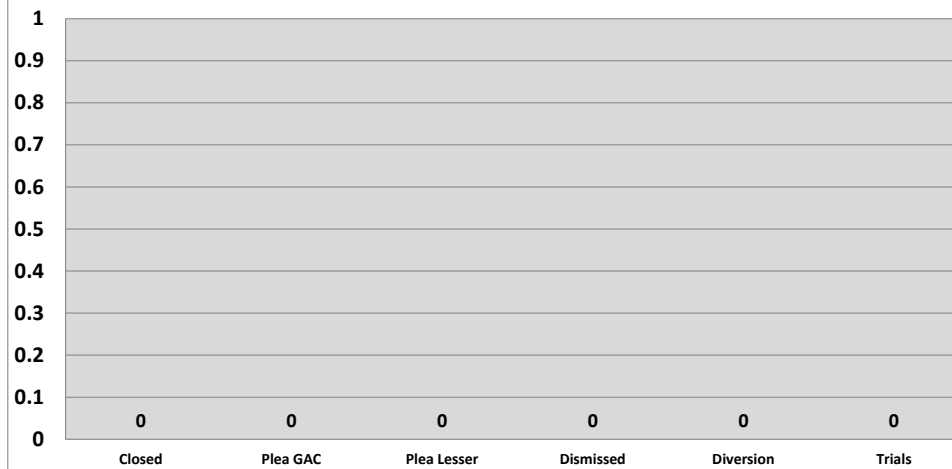
CY 2024 Delinquency Misdemeanor-Grade Outcomes



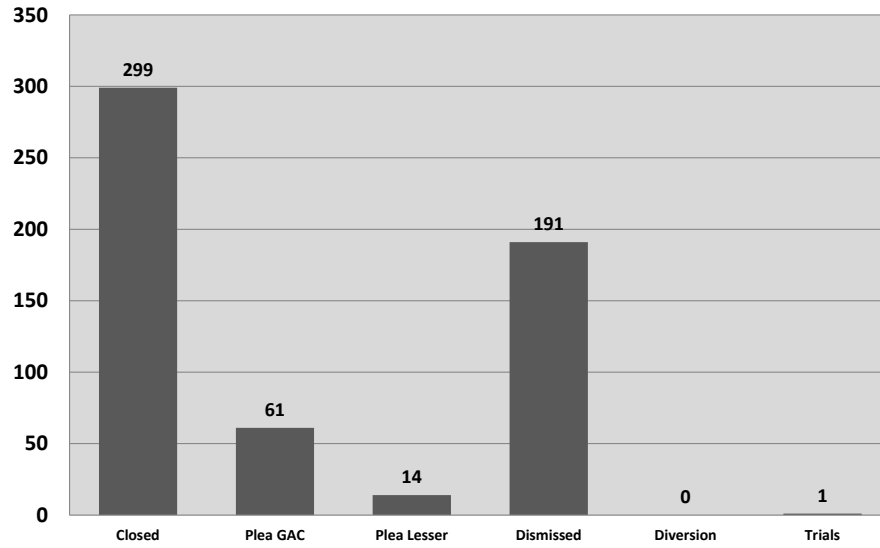
CY 2024 Delinquency Felony-Grade Outcomes



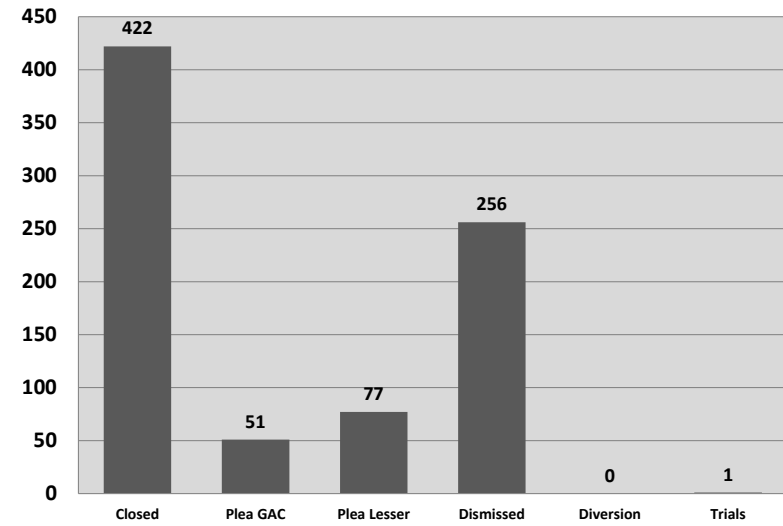
CY 2024 Delinquency Life Outcomes



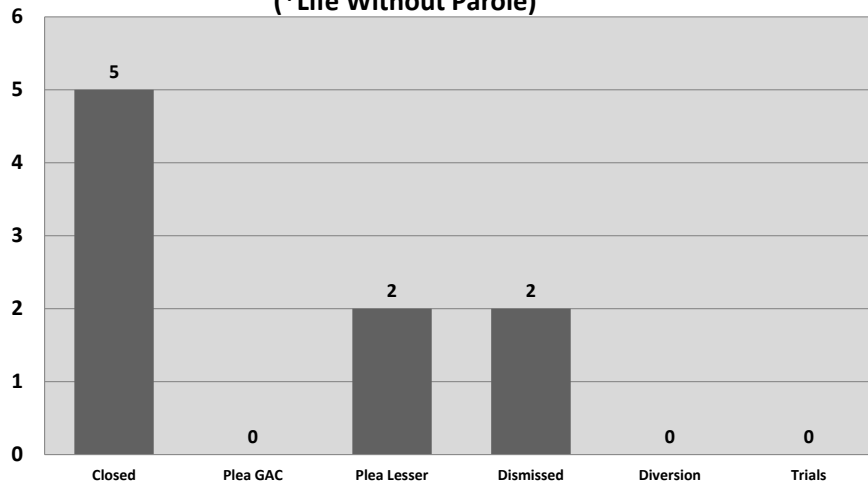
CY 2024 Adult Misdemeanor Outcomes



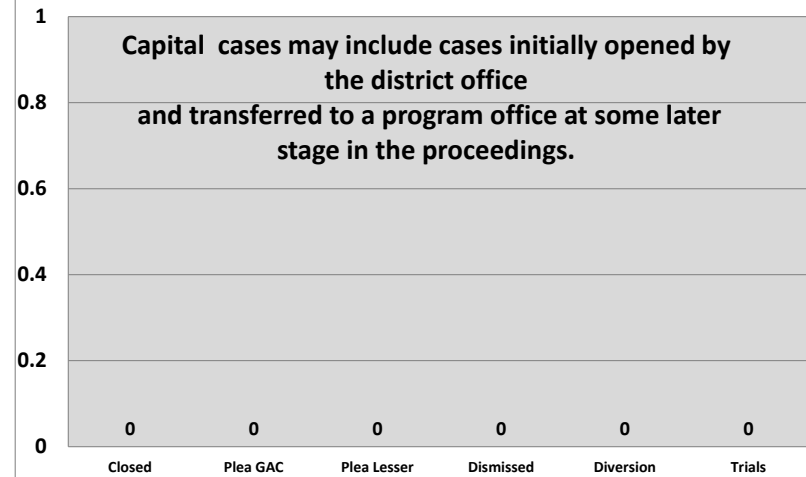
**CY 2024 Adult Felony Non-LWOP* Outcomes
(*Life Without Parole)**



**CY 2024 Adult Felony LWOP* Outcomes
(*Life Without Parole)**



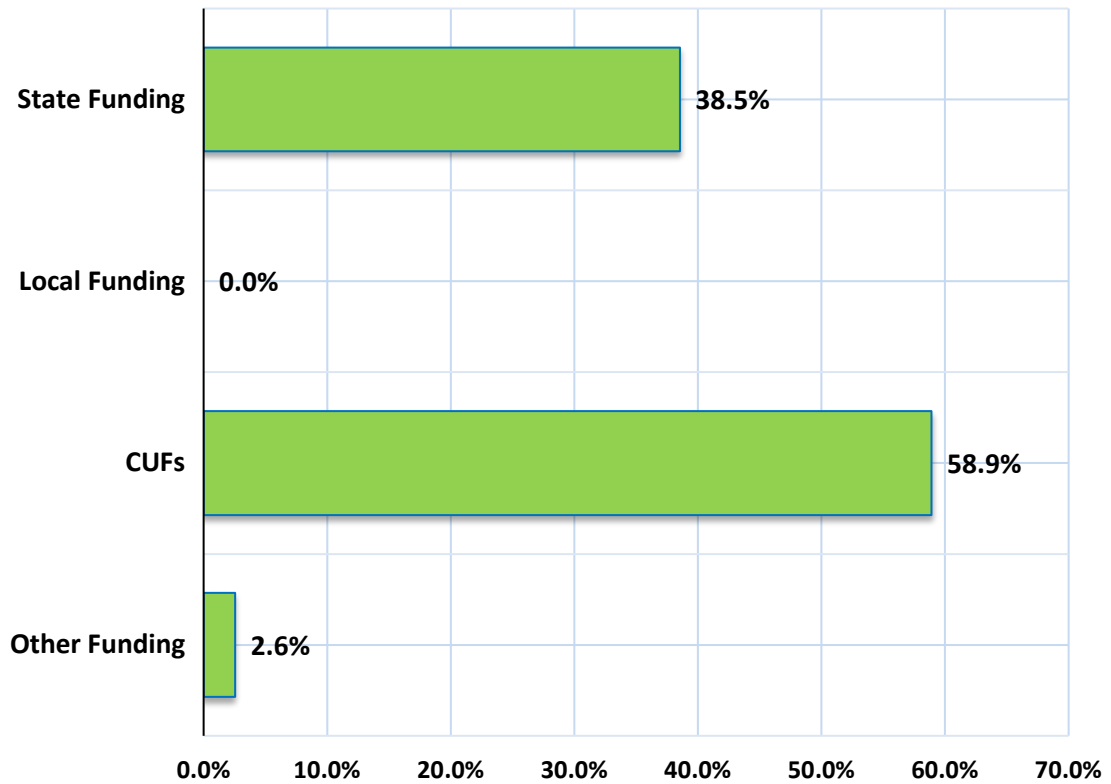
CY 2024 Capital Outcomes



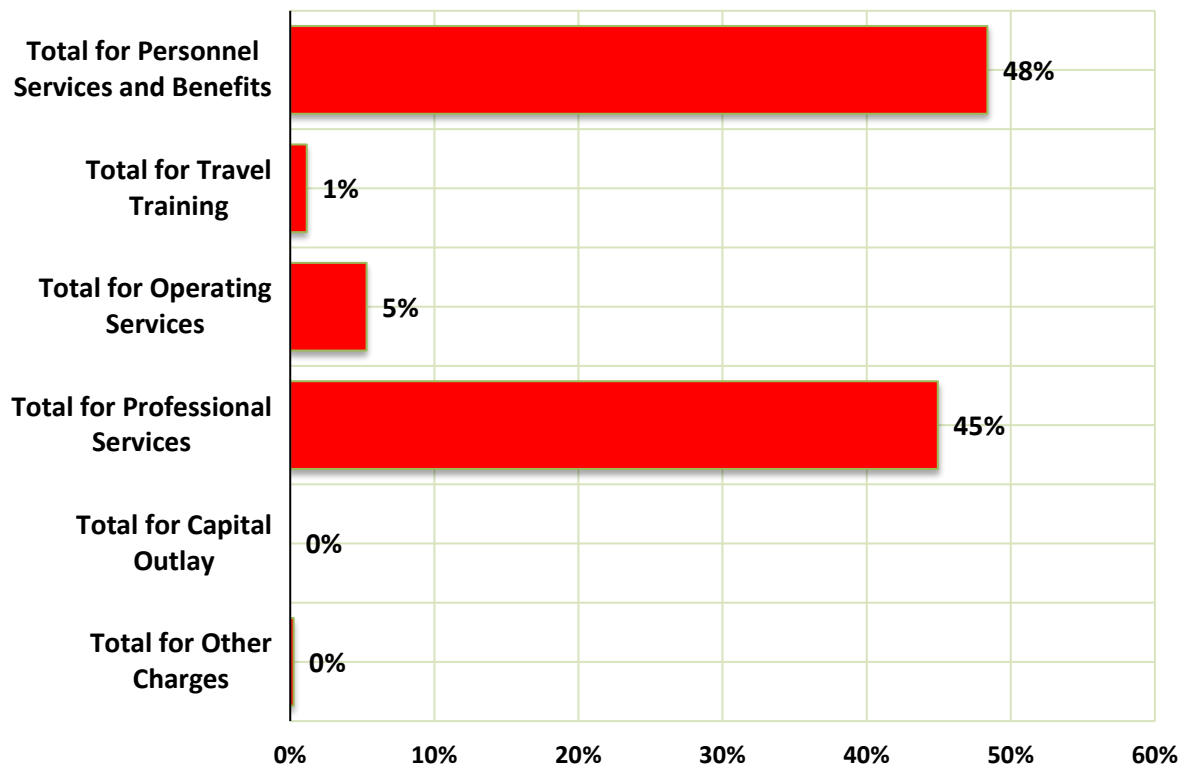
District 6 CY2024	Total CY2024
District Defender: John Hogue	
REVENUE	
Federal Government	
Grants - Direct	-
Grants - Indirect (pass thru State)	-
Total for Federal Government	-
State Government	
Department of Corrections	-
Child in Need of Care (CINC)	23,499.99
District Assistance Fund (DAF)	207,778.50
Supplemental/Emergency Funds	7,445.71
Grants	-
Other State Income -List source(s)	-
Total for State Government	238,724.20
Local Government	
Appropriations - General	-
Appropriations - Special	-
Taxes - Millages, Sales, Special, & Other	-
Condition of Probation	-
Criminal Bond Fees [\$2 per bonded case as per 15:85.1] and Surety Bond Licensing Fees [per 22:822 B]	26,787.63
Traffic Camera	-
Grants	-
Other Local Income -List source(s)	13,370.63
\$45 Special Court Costs [R.S. 15:168.B(1)] and \$35 Mayor's Court Costs	
Criminal District Court	332,586.45
City & City-Ward Courts	-
Judicial District Courts	-
Juvenile Court	-
Mayor's Court (\$35 Special Court Costs for Mayor's Court Only)	-
Magistrates' Courts	-
Municipal Court	-
Parish Courts	-
Traffic Court	-
Non-itemized, lump sum collected and remitted by all courts	-
Non-Itemized lump sum assessed by the court; collected and remitted by the Sheriff(s)	-
Non-Itemized lump sum assessed by the court; collected and remitted by the Police Juries	-
Total for \$45 Special Court Costs [R.S. 15:168.B(1)] and \$35 Mayor's Court Costs	332,586.45
Charges For Services	
\$40 Indigent Defense Application Fees [as per 15:175 A (1)(f)]	1,680.00
Partial Attorney Fees Reimbursements [as per 15:176]	3,779.50
Other Reimbursements	1,000.00
Other Local Income -List source(s)	240.83
Total for Charges For Services	6,700.33
Total for Local Government	379,445.04
Investment Earnings	
Interest Income	-
Other Investment Income - List source(s)	-
Total for Investment Earnings	-
Other Sources (Grants & Contributions)	
Non-Profit Organizations	-
Private Organizations	-
Corporate	-
Other - List source(s)	1,202.53
Total for Other Sources (Grants & Contributions)	1,202.53
Total for REVENUE	619,371.77

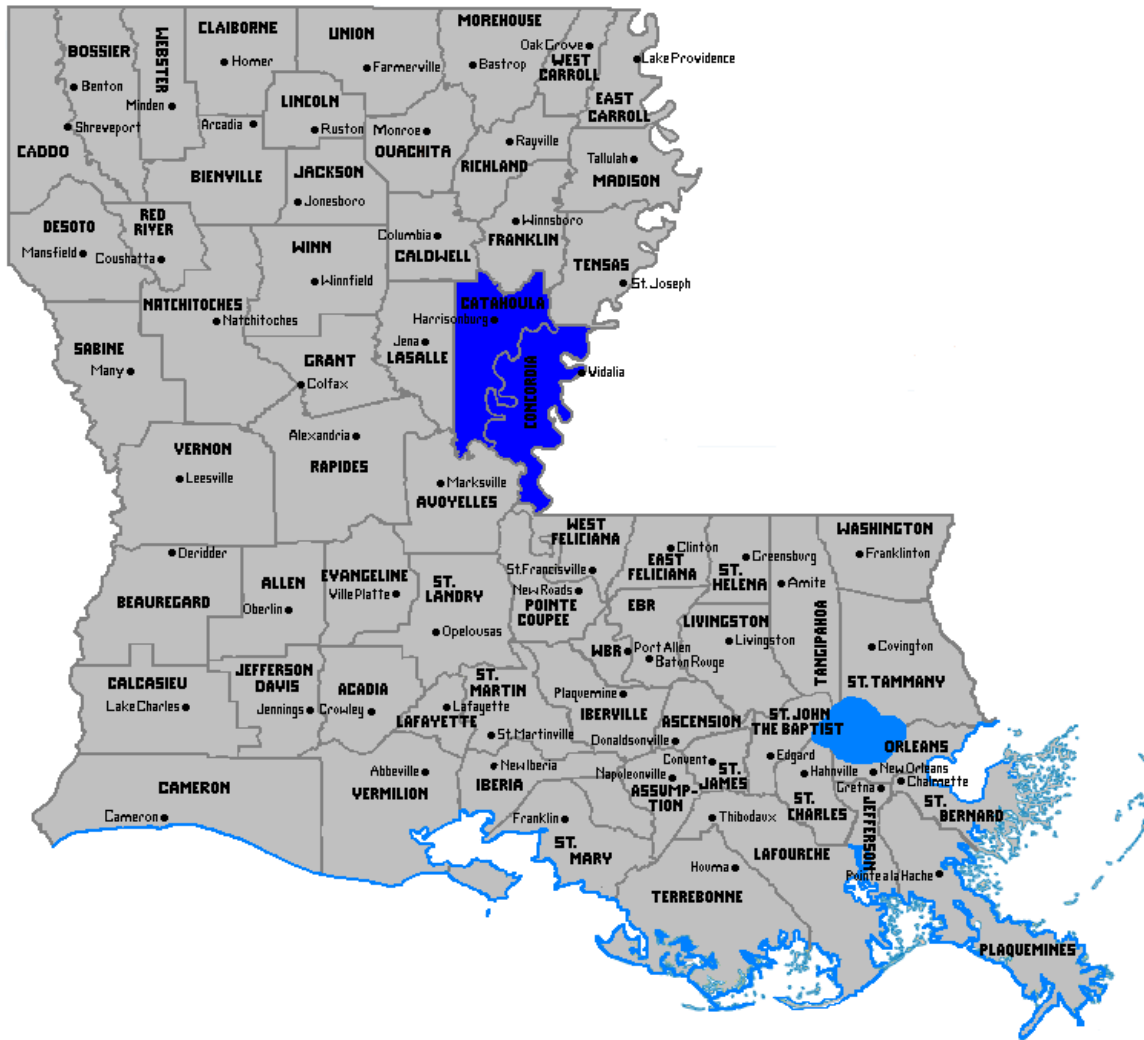
District 6 CY2024	Total CY2024
District Defender: John Hogue	
EXPENDITURES	
Personnel Services and Benefits	
Salaries	224,850.00
Accrued Leave	-
Payroll Taxes	17,349.87
Hospitalization and Disability Insurance	56,837.66
Retirement	-
Other	(2.05)
Total for Personnel Services and Benefits	299,035.48
Travel/Training	
Parking/Auto Tolls	57.00
Travel/Lodging/Per Diem/Mileage	7,057.16
Total for Travel/Training	7,114.16
Operating Services	
Advertisements	1,319.34
Workers' Compensation	1,963.00
Insurance - Malpractice	-
Insurance - Auto/Physical Liability	1,598.86
Insurance - Other	-
Lease - Office	8,400.00
Lease - Auto/Equipment	-
Lease - Other	-
Office Repair and Maintenance	2,450.53
Office - Telephone/Utilities/Postage/Internet	9,810.62
Dues and Seminars	1,944.95
Law Library/Journals/Subscriptions	2,300.71
Office Supplies	2,992.58
Total for Operating Services	32,780.59
Professional Services	
Audit/Accounting Expense	10,850.00
Contract Clerical	100.00
Expert Witness	1,700.00
Investigators	1,140.00
Interpreters	-
Social Workers	-
Capital Representation	-
Conflict	20,177.22
Contract - Juvenile Attorneys or CINC	88,999.95
Misdemeanor Attorney Contracts	-
Contract Attorneys - all other	154,833.35
IT/Technical Support	-
Total for Professional Services	277,800.52
Capital Outlay	
Major Acquisitions	-
Total for Capital Outlay	-
Other Charges	
Other Operating Expenses	1,449.30
Total for Other Charges	1,449.30
Total for EXPENDITURES	618,180.05
<p>"Note that some data in this report may change due to district corrections or revisions."</p>	

CY24 REVENUES



CY24 EXPENDITURES

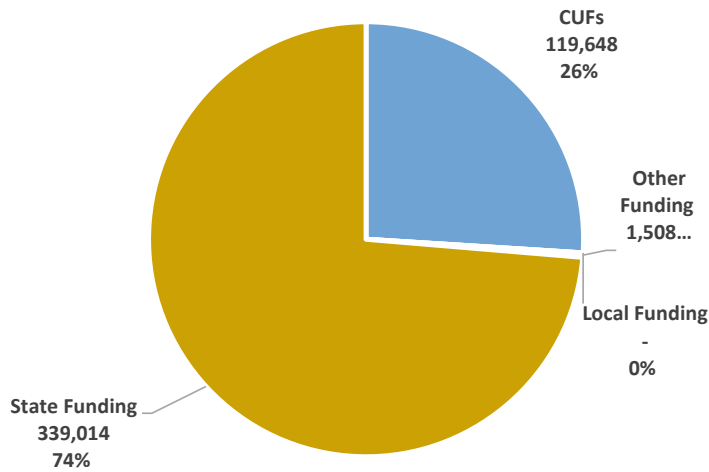




THE 7TH JUDICIAL DISTRICT
PUBLIC DEFENDERS' OFFICE
CATAHOULA (HARRISONBURG) - CONCORDIA (VIDALIA)

DISTRICT DEFENDER: DERRICK CARSON
4001 CARTER STREET, ROOM 4
VIDALIA, LA 71373
(318) 336-7548

2024 Funding Sources

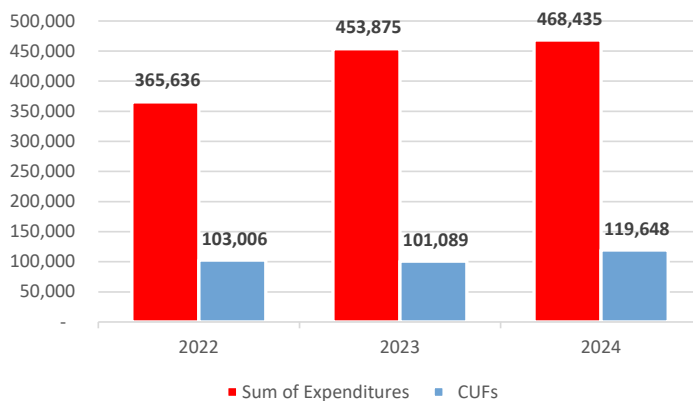


In 2024, the 7th Judicial District Office of the Public Defender received \$460,170 in total revenues. Of the total revenues received, only 26% of funding was derived from Conviction and User Fees (CUFs). Seventy-four percent of district office funding was derived from state supplemental assistance.

Statutory Conviction and User Fees (CUFs)
Judicial District Indigent Defender Fund

Revenue Stream	Statutory Authority
Special Court Costs (\$45)	R.S. 15:168(B)
Mayor's Court	R.S. 33:441)
Application Fee (\$40)	R.S. 15:175)
Partial Reimbursement	R.S. 15:176)
Bond Forfeiture	R.S. 15:571.11)
Civil Forfeiture (RICO)	R.S. 15:1356)
Posting of Criminal Bond (\$2)	R.S. 15:85.1)
Commercial Surety Bonds (\$45)	R.S. 22:822)

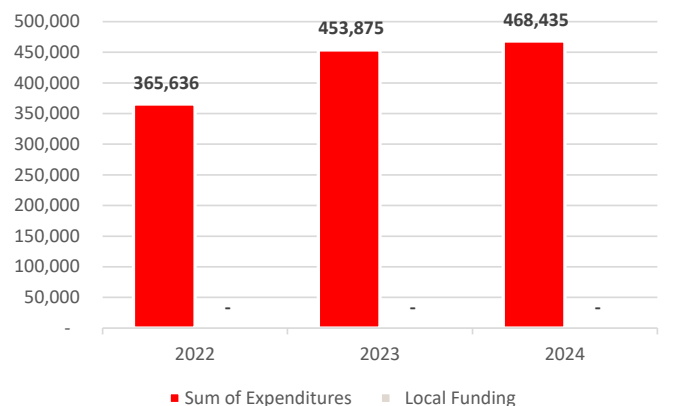
Comparison of 2024 Expenditures to CUFs



Louisiana's Public Defense System is intended to be funded primarily by Conviction and User Fees (CUFs). CUFs are comprised of eight statutes that require district court judges, city court judges, and mayors to assess fines or fees on people who have been convicted of a crime, traffic violation, or ordinance. CUFs are also generated by other actions in the criminal justice system such as bond fees, forfeitures, and application fees.

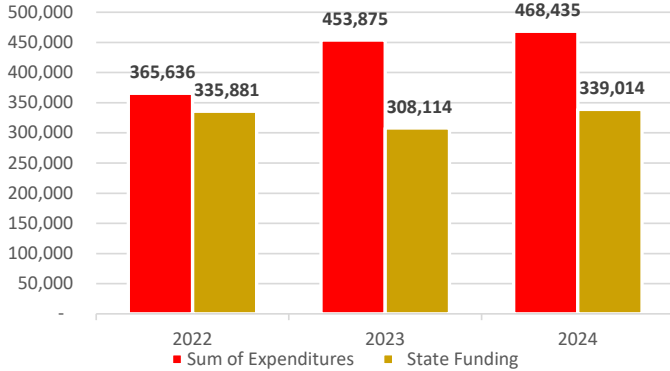
What was intended to serve as the primary funding source for public defenders only accounted for 25.5% of the office's expenditures in CY 2024. As costs have risen due to inflation and increased attorney fees, CUF collections have not kept up, increasing the office's reliance on other funding streams.

Comparison of 2024 Expenditures to Local Revenues



The 7th district did not receive local funding during CY2024, however the district did receive in-kind donations from the local police juries in the form of office space.

Comparison of 2024 Expenditures to State Funding



The failure of the public defender's system unstable funding stream has resulted in an increased reliance on state supplemental assistance for solvency in Catahoula and Concordia Parishes. During Calendar Year 2024, the office received state funding totaling 72% of the office's expenditures.

The 7th Judicial District Office of the Public Defender is a multi-parish district comprised of the parishes of Catahoula and Concordia.

Public Defender's represent indigent persons accused of a crime or involved in Child in Need of Care matters across 3 sections of court.

In the 7th Judicial District, Public Defenders handle juvenile delinquency, Child in Need of Care, misdemeanor, and felony cases.

Number of Parishes in the
Judicial District

2

Number of Weighted
Sections of Court

3

District 7 Total Cases Handled
in 2024

7,241

Individuals
Represented in CY24

2,787

Adult Misdemeanors

2,510

Adult Felonies &
LWOPs

4,352

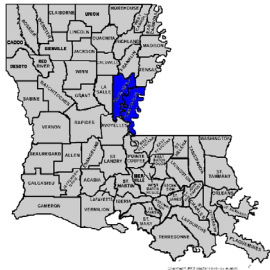
Delinq. & FINS Cases

217

CINC &
Termination

162

During Calendar Year 2024, the 7th Judicial District Office of the Public Defender represented 2,787 individuals in 7,241 total cases. Undoubtedly, a significant portion of the cases handled during 2024 were rooted in the effects of Louisiana's mental health and substance abuse crises. As the Office of the State Public Defender seeks a stable, reliable, and adequate funding stream that is not reliant on Conviction and User Fees (CUFs) we also seek to have a criminal justice system that we can pay for. A system that focuses on non-carceral rehabilitative interventions when appropriate.



THE 7TH JDC PUBLIC DEFENDERS' OFFICE

Parish(es) & Seat(s)	Concordia - Vidalia; Catahoula - Harrisonburg
Population	26,102
District Defender	Derrick Carson
Years as District Defender	24
Before Becoming District Defender, Years in Public Defense	24
Does the District Defender Maintain a Private Practice? If NO, Simply Enter a Zero. If Yes, Enter the Number of Estimated Hours Per Month on Average	26
Office Manager	Judy Pugh
Primary Office Street Address	4001 Carter Street, Room 4
City	Vidalia
ZIP	71373
Days of Week Open (M-F) and Office Hours (am -pm)	8-4 Mon-Thursday, Friday 8-12
Primary Phone	318-336-7548
Primary Mailing Address	4001 Carter Street, Room 4, Vidalia, LA 71373
Primary Fax Number	318-336-2179
Primary Emergency Contact	Judy Pugh
Primary Emergency Phone	318-452-5746; 318-336-7548; 318-757-2870
Secondary Emergency Contact	Derrick Carson
Secondary Emergency Phone	318-623-0390; 318-757-0473
Other District Office(s) Physical and Mailing Addresses and Phone Numbers	None
Other District Office Contact Personnel (Primary Only)	None
Name of Owner(s) of Office(s)/Building (i.e., Lessor)	Concordia Parish Police Jury
If The Office Does Not Own Its Building(s) AND Pays No Rent, Indicate The Source Of Office Space Support	Parish provides
Total Annual Cash Support by Local Appropriation or Tax/Millage (indicate if this figure is an estimate)	0
# And Job Titles Of All Staff Whose Wages Are Provided By Local Government	0
Total PDO Staff Costs <u>Provided by Local Government</u>	0

# of Workers with Retirement Benefits <u>Paid by Local Government</u>	0
Total Annual Cost of Retirement Benefits <u>Paid by Local Government</u> (if unknown enter "UNK")	0
# of Workers with Health Benefits Paid by Local Government	0
Total Annual Cost of Health Benefits Paid by Local Government (if unknown enter "UNK")	0
List Any Other Local In-Kind Contributions Or Other Support From Local Government	0
Courts and Locations	7th Judicial District Court; Vidalia, Concordia Parish; 7th Judicial District Court, Harrisonburg, Catahoula Parish; Vidalia City Court, Vidalia, LA; (Ferriday Mayor's Court and Jonesville Mayor's Court we do not represent nor get funds from these two courts).
Number of Divisions/Sections of Criminal Court for Each Court in District (Include District Court, CRIMINAL District Court, City Court, Municipal Court, Mayor's Court, etc.) For Which your Office Provides Representation	Div. A, Judge Kathy Johnson, Div. B. Judge John Reeves, . Vidalia City Court Judge HuCheryl Walker
Name of Adult Detention Facilities in This District	Concordia Parish Correctional Facility; Catahoula Correctional Facility.
Name of Adult Detention Facilities Outside the District Which Hold Clients	Franklin Detention Center, Winnsboro, LA, and women are held at Richland Corrections, Monroe, LA.
Name of Juvenile Detention Facilities In This District	None in parish.
Name of Juvenile Detention Facilities Outside the District Which Hold Clients	The district used the St. James Juvenile Detention Center until its closure had been housed at Assumption Youth Center and other facilities around the state at different times: Using Juvenile Facility in Natchez, Ms.
Do Your Courts Routinely Bring Juveniles Before The Judge In Shackles If They Are Being Held In Detention Or Secure Custody At The Time Of The Hearing? Note That Ch. Code Art. 408 Forbids Routine Shackling	Yes
District Attorney	Brad Burgett
Chief Judge of Criminal District Court	Judge Kathy Johnson
Juvenile Court Judges (Specify District of City Court)	Div. A, Judge Kathy Johnson, Div. B, Judge John Reeves.
Drug Court Judges	No
Mental Health Court Judges	No
Other Specialty Court	Vidalia City Court, Judge HuCheryl Walker
Name of Specialty and Brief Description:	Misdemeanor cases within the Vidalia city limits.
Short Term Critical Issue Areas	Funding to continue providing services.
Long-Term Critical Issue Areas and other External Factors (outside of your control) that Negatively Affect the Delivery of Services in Your District	Funding & Training
2024 Media Coverage and/or Major Accomplishments	None

Describe Supervisory Structure in Your District (For Attorneys and Non-Attorneys)	No organization chart District operates under the Chief who oversees and delegates cases to the attorneys. Office Administration and Chief oversee the office.
Medical Benefits for Any Staff, Please Describe, Noting Who Pays For the Benefit	None
Number of Cases Involving Children Under Age 18 (prior to April 19, 2024), and Children Under Age 17 (After April 19, 2024) in Your District That Were Directly Filed in Adult Court or Transferred to Adult Court in 2024	0
Number of Cases Involving Children Under Age 18 (prior to April 19, 2024), and Children Under Age 17 (After April 19, 2024) in Your District in Which a Transfer of a Child to Adult Court was Denied	None
Please Provide the Names of All State Representatives and Senators from Your District	Senator Glen Womack, Representatives Travis Johnson, Neil Riser
What Changes Have You Implemented in Your District Office in 2024 That Have Improved the Delivery of Public Defender Services?	Had to obtain additional attorneys due to larger case loads

7th District Defender Office CY 2024 Caseloads & Outcomes

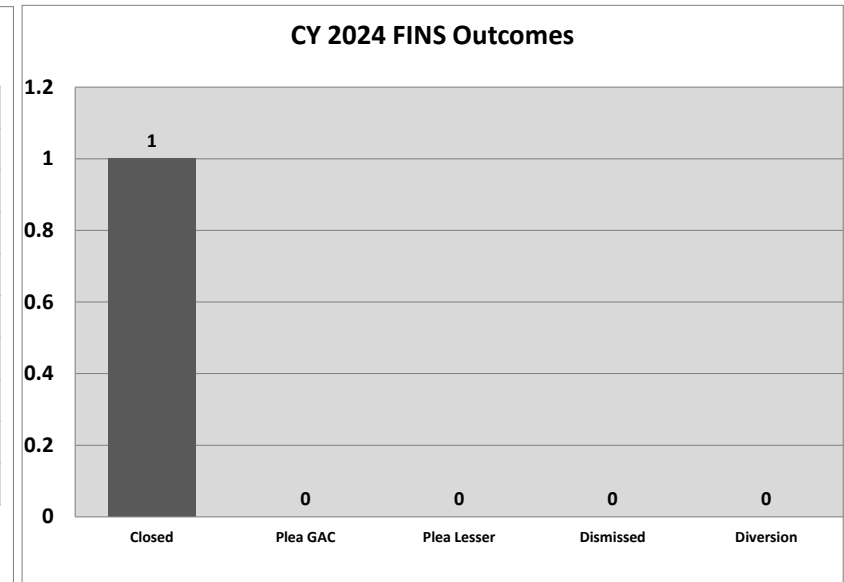

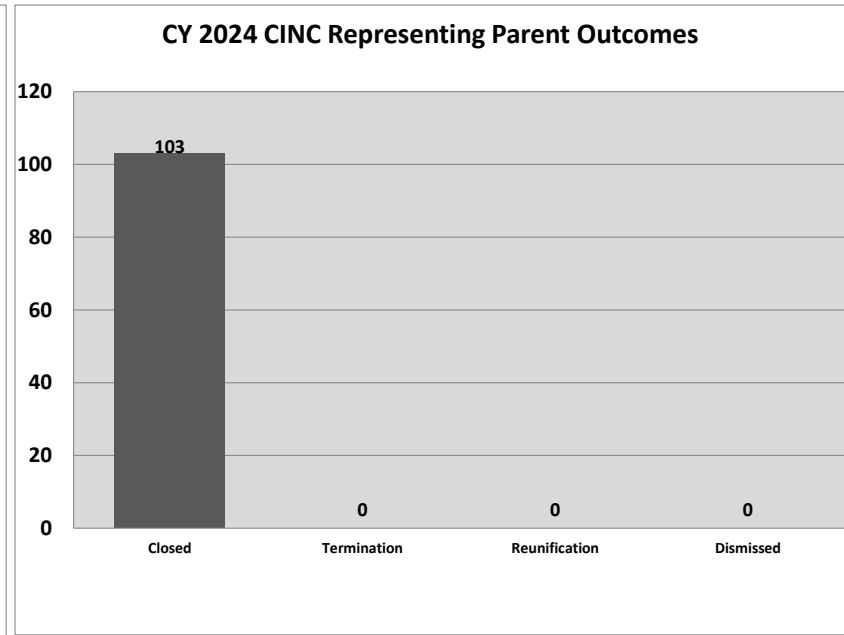
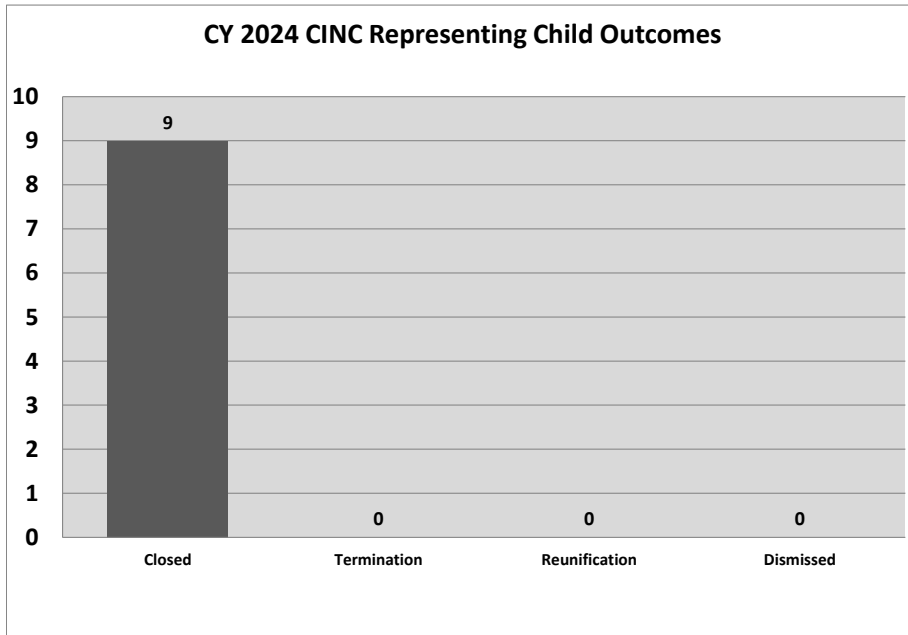
Case Type	New Cases 01/1/2024- 12/31/2024	Closed Cases 01/1/2024- 12/31/2024	Pending Cases* (# of Cases pending on 12/31/2023)	# of Cases pending on 12/31/2023 plus New Cases Received 01/1/2024- 12/31/2024	# Cases Resulting in Termination of Parental Rights	# Cases Resulting in Reunification	# Charges with Admit/Guilty Plea to Current Offense	# Charges with Plea of Guilty to Lesser Charge	# Charges Resulting in Dismissal	# Charges Resulting in Diversion or Deferred Disposition	# Jury Trials: Found Not Guilty	# Jury Trials: Found Guilty	# Judge Trials: Found Not Guilty	# Judge Trials: Found Guilty	Total Trials
Child Support	0	2	2	2	N/A	N/A	N/A	N/A	0	N/A	N/A	N/A	N/A	N/A	0
CINC-Child	0	9	11	11	0	0	N/A	N/A	0	N/A	N/A	N/A	N/A	N/A	0
CINC-Parent	47	103	102	149	0	0	N/A	N/A	0	N/A	N/A	N/A	N/A	N/A	0
Termination	0	0	0	0	0	0	N/A	N/A	0	N/A	N/A	N/A	N/A	N/A	0
FINS	0	1	1	1	N/A	N/A	0	0	0	0	N/A	N/A	N/A	N/A	0
Delinquency Misdemeanor	7	26	24	31	N/A	N/A	2	0	2	0	N/A	N/A	0	0	0
Delinquency Felony	45	144	138	183	N/A	N/A	35	0	20	0	N/A	N/A	0	0	0
Delinquency-Life	1	2	1	2	N/A	N/A	0	0	0	0	N/A	N/A	0	0	0
Juvenile Revocations	0	0	0	0	N/A	N/A	0	0	0	N/A	N/A	N/A	N/A	N/A	0
Adult Misdemeanor*	685	2203	1825	2510	N/A	N/A	196	20	160	0	0	0	0	0	0
Adult Felony Non-LWOP**	1139	3549	3045	4184	N/A	N/A	261	136	205	0	0	1	0	0	1
Adult LWOP	3	8	5	8	N/A	N/A	0	0	0	0	0	0	0	0	0
Capital***	0	0	0	0	N/A	N/A	0	0	0	0	0	0	0	0	0
Revocations	17	185	143	160	N/A	N/A	0	0	0	0	N/A	N/A	N/A	N/A	0
PCR	0	0	0	0	N/A	N/A	N/A	N/A	N/A	N/A	N/A	N/A	0	0	0
SOAP	0	0	0	0	N/A	N/A	N/A	N/A	N/A	N/A	N/A	N/A	N/A	N/A	0

NOTE: Charges columns include all charges filed in association with a particular Case Type, regardless of each charge's severity.

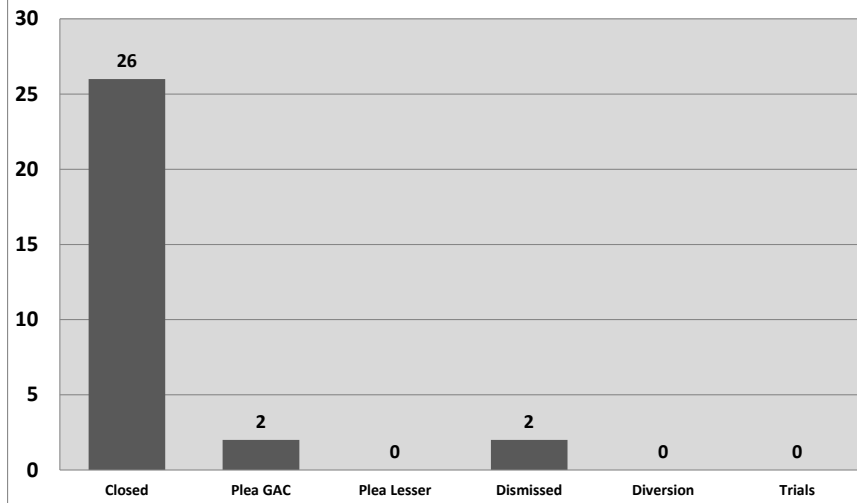
*Includes Traffic, Parish/Municipal Ordinances, Extradition and Unclassified Cases

**Life Without Parole

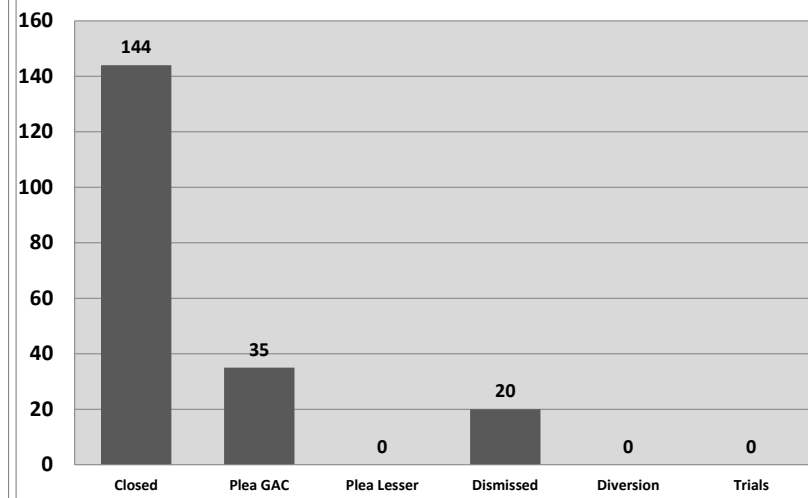
***Capital cases may include cases initially opened by the district office and transferred to a program office at some later stage in the proceedings.



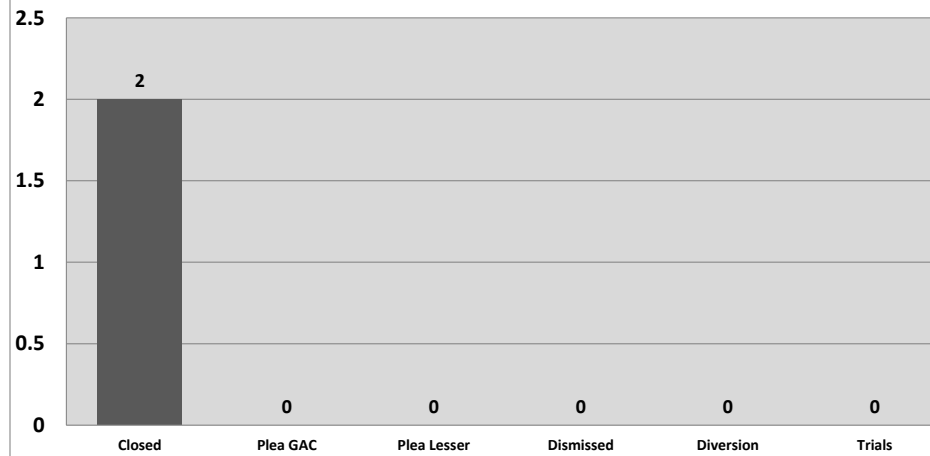
CY 2024 Delinquency Misdemeanor-Grade Outcomes

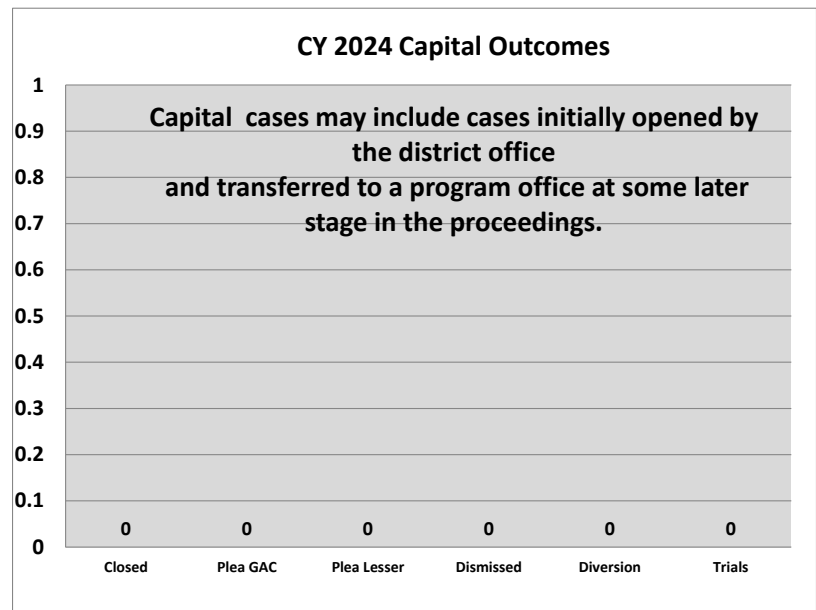
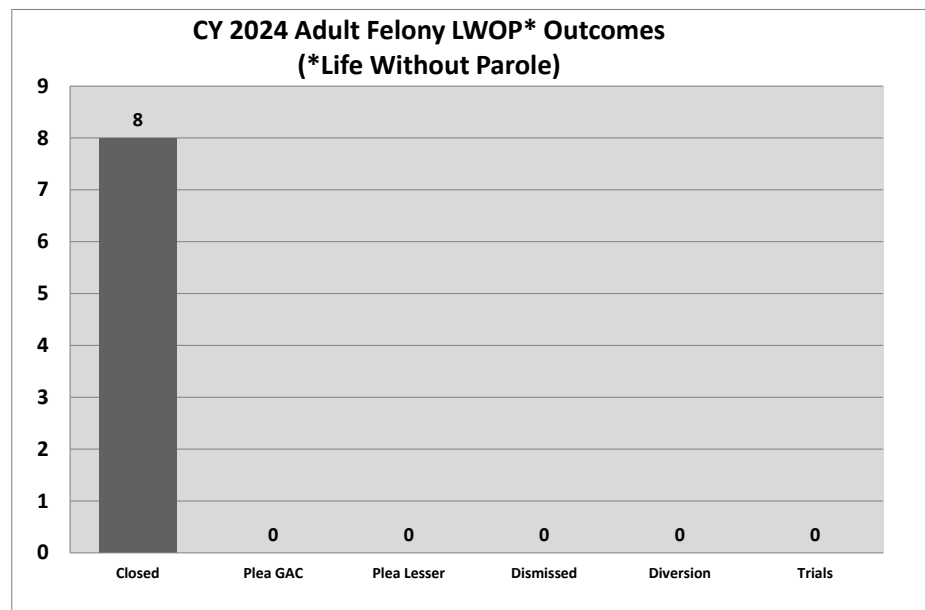
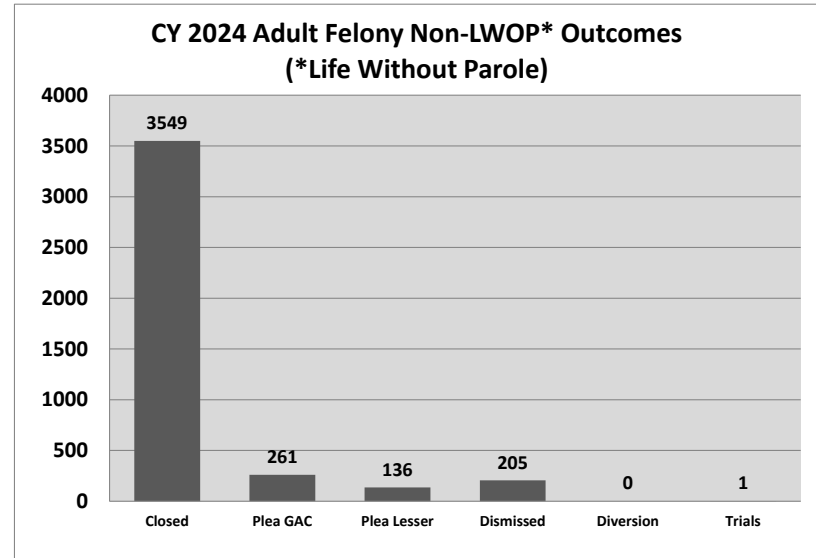
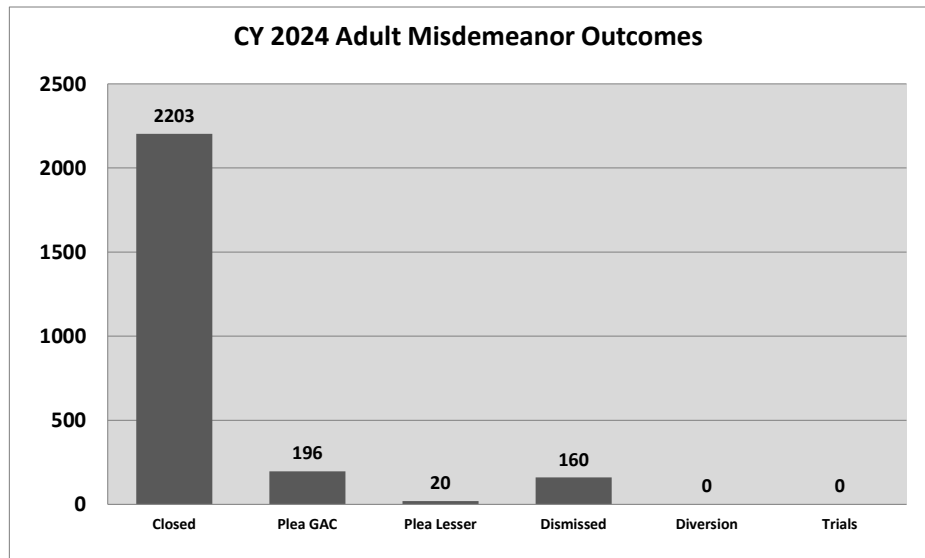


CY 2024 Delinquency Felony-Grade Outcomes



CY 2024 Delinquency Life Outcomes

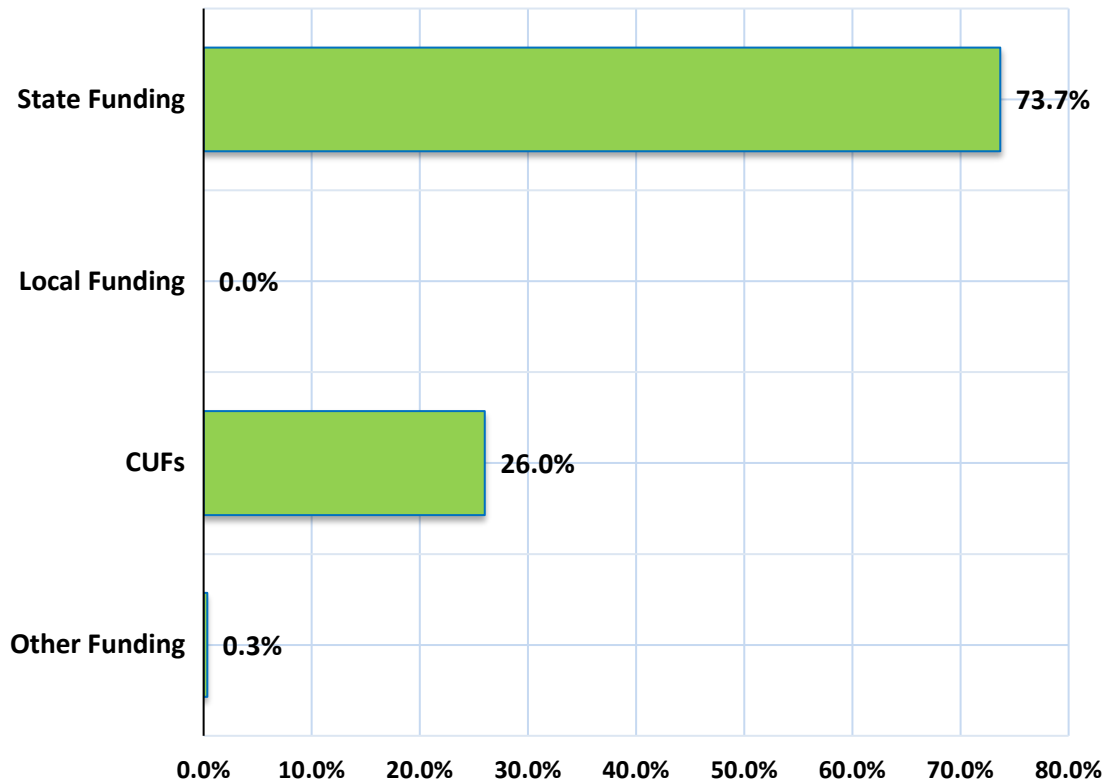




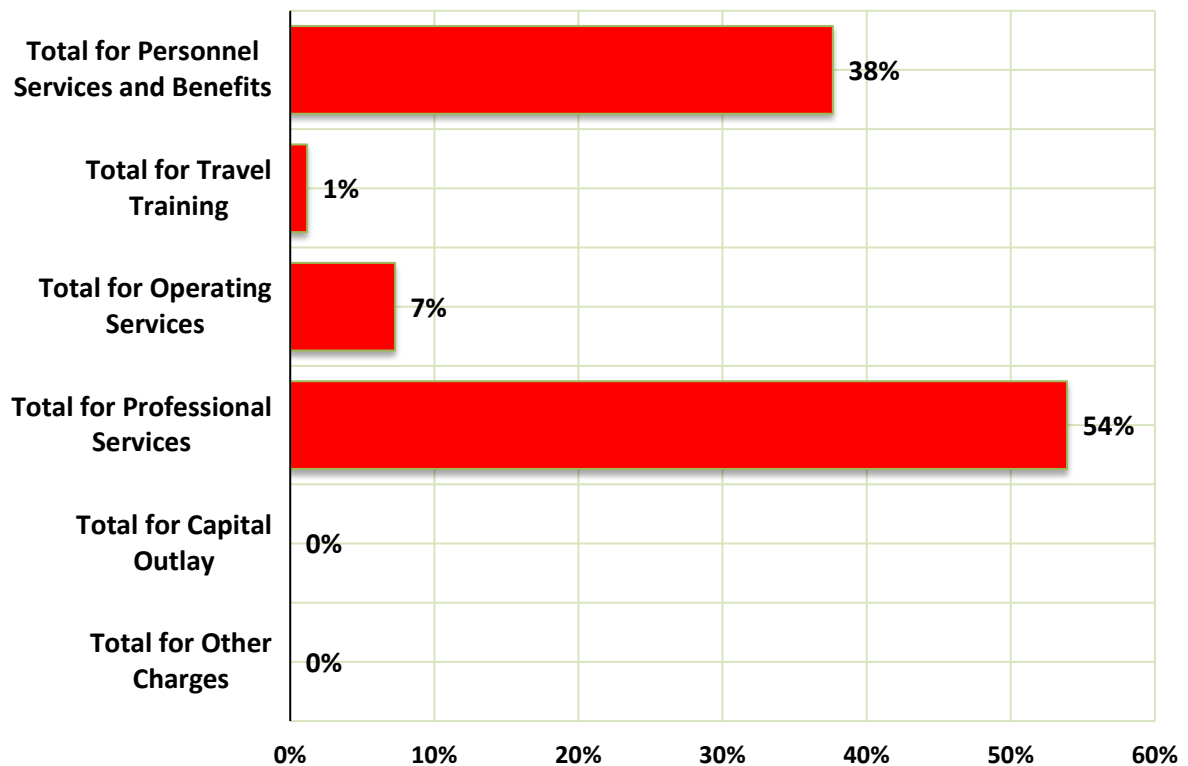
District 7 CY2024	Total CY2024
District Defender: Derrick Carson	
REVENUE	
Federal Government	
Grants - Direct	-
Grants - Indirect (pass thru State)	-
Total for Federal Government	-
State Government	
Department of Corrections	-
Child in Need of Care (CINC)	1,006.25
District Assistance Fund (DAF)	326,759.87
Supplemental/Emergency Funds	11,248.31
Grants	-
Other State Income -List source(s)	-
Total for State Government	339,014.43
Local Government	
Appropriations - General	-
Appropriations - Special	-
Taxes - Millages, Sales, Special, & Other	-
Condition of Probation	-
Criminal Bond Fees [\$2 per bonded case as per 15:85.1] and Surety Bond Licensing Fees [per 22:822 B]	-
Traffic Camera	-
Grants	-
Other Local Income -List source(s)	-
\$45 Special Court Costs [R.S. 15:168.B(1)] and \$35 Mayor's Court Costs	-
Criminal District Court	-
City & City-Ward Courts	-
Judicial District Courts	-
Juvenile Court	-
Mayor's Court (\$35 Special Court Costs for Mayor's Court Only)	-
Magistrates' Courts	-
Municipal Court	19,350.00
Parish Courts	92,378.56
Traffic Court	-
Non-itemized, lump sum collected and remitted by all courts	-
Non-Itemized lump sum assessed by the court; collected and remitted by the Sheriff(s)	-
Non-Itemized lump sum assessed by the court; collected and remitted by the Police Juries	-
Total for \$45 Special Court Costs [R.S. 15:168.B(1)] and \$35 Mayor's Court Costs	111,728.56
Charges For Services	
\$40 Indigent Defense Application Fees [as per 15:175 A (1)(f)]	6,295.00
Partial Attorney Fees Reimbursements [as per 15:176]	1,623.97
Other Reimbursements	-
Other Local Income -List source(s)	-
Total for Charges For Services	7,918.97
Total for Local Government	119,647.53
Investment Earnings	
Interest Income	451.60
Other Investment Income - List source(s)	-
Total for Investment Earnings	451.60
Other Sources (Grants & Contributions)	
Non-Profit Organizations	-
Private Organizations	-
Corporate	-
Other - List source(s)	1,056.49
Total for Other Sources (Grants & Contributions)	1,056.49
Total for REVENUE	460,170.05

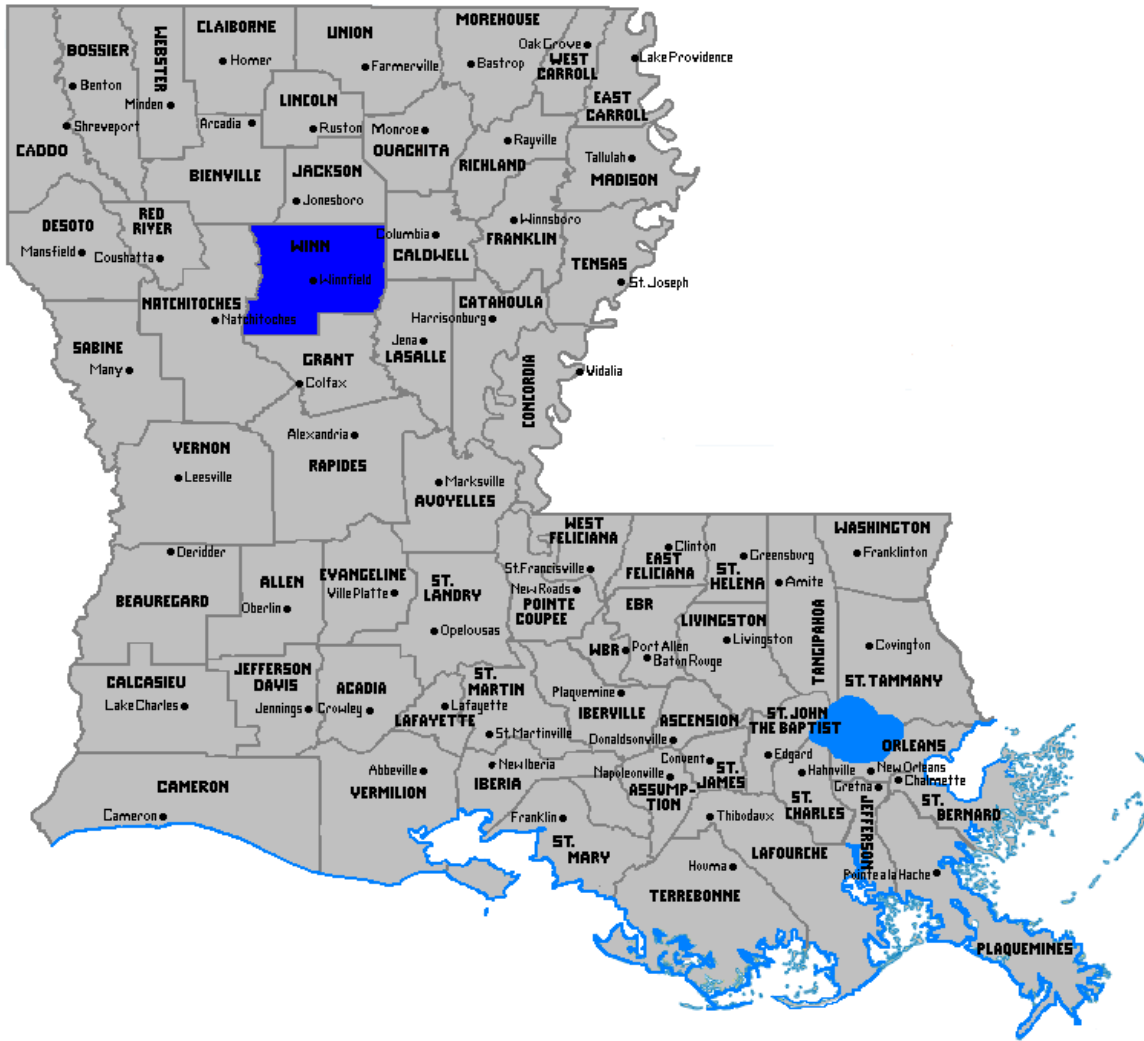
District 7 CY2024	Total CY2024
District Defender: Derrick Carson	
EXPENDITURES	
Personnel Services and Benefits	
Salaries	157,896.43
Accrued Leave	-
Payroll Taxes	3,116.72
Hospitalization and Disability Insurance	-
Retirement	15,347.64
Other	-
Total for Personnel Services and Benefits	176,360.79
Travel/Training	
Parking/Auto Tolls	-
Travel/Lodging/Per Diem/Mileage	5,499.59
Total for Travel/Training	5,499.59
Operating Services	
Advertisements	-
Workers' Compensation	2,256.00
Insurance - Malpractice	6,170.81
Insurance - Auto/Physical Liability	-
Insurance - Other	-
Lease - Office	541.00
Lease - Auto/Equipment	-
Lease - Other	2,511.00
Office Repair and Maintenance	2,621.80
Office - Telephone/Utilities/Postage/Internet	7,541.10
Dues and Seminars	1,085.00
Law Library/Journals/Subscriptions	7,488.64
Office Supplies	3,813.72
Total for Operating Services	34,029.07
Professional Services	
Audit/Accounting Expense	12,537.50
Contract Clerical	-
Expert Witness	-
Investigators	26,400.00
Interpreters	-
Social Workers	-
Capital Representation	-
Conflict	156,660.00
Contract - Juvenile Attorneys or CINC	7,517.75
Misdemeanor Attorney Contracts	-
Contract Attorneys - all other	49,430.00
IT/Technical Support	-
Total for Professional Services	252,545.25
Capital Outlay	
Major Acquisitions	-
Total for Capital Outlay	-
Other Charges	
Other Operating Expenses	-
Total for Other Charges	-
Total for EXPENDITURES	468,434.70
<p>"Note that some data in this report may change due to district corrections or revisions."</p>	

CY24 REVENUES



CY24 EXPENDITURES





THE 8TH JUDICIAL DISTRICT
PUBLIC DEFENDERS' OFFICE
WINN (WINNFIELD)

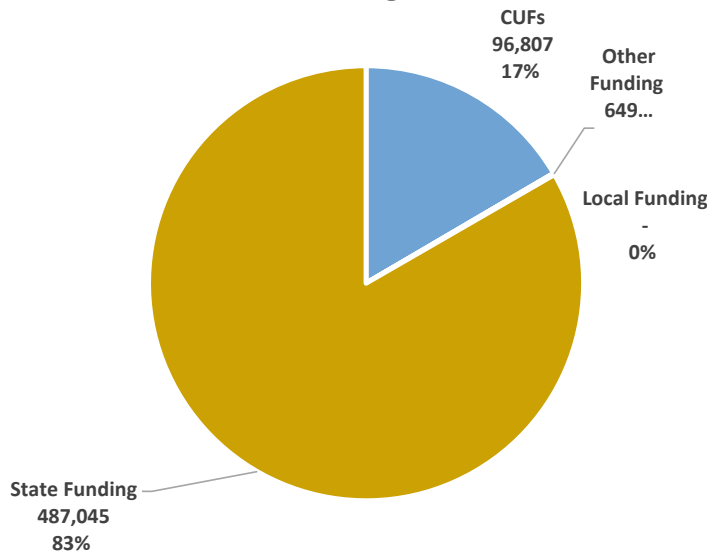
DISTRICT DEFENDER: HERMAN A. CASTETE (JANUARY 1, 2001 – APRIL 20, 2024)

JOE BECK, INTERIM (APRIL 22, 2024 – JULY 31, 2024)

CHRIS BOWMAN (AUGUST 1, 2024 TO PRESENT)

116 WEST MAIN STREET
WINNFIELD, LA 71483
(318) 628-3592

2024 Funding Sources

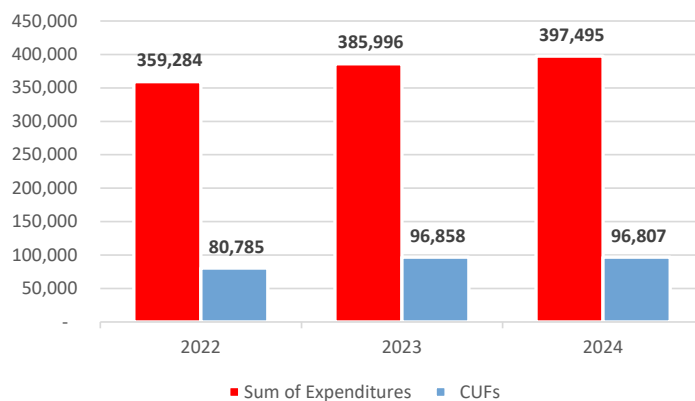


In 2024, the 8th Judicial District Office of the Public Defender received \$584,500 in total revenues. Of the total revenues received, only 17% of funding was derived from Conviction and User Fees (CUFs). 83% of district office funding was derived from state supplemental assistance.

Statutory Conviction and User Fees (CUFs) Judicial District Indigent Defender Fund

Revenue Stream	Statutory Authority
Special Court Costs (\$45)	R.S. 15:168(B)
Mayor's Court	R.S. 33:441)
Application Fee (\$40)	R.S. 15:175)
Partial Reimbursement	R.S. 15:176)
Bond Forfeiture	R.S. 15:571.11)
Civil Forfeiture (RICO)	R.S. 15:1356)
Posting of Criminal Bond (\$2)	R.S. 15:85.1)
Commercial Surety Bonds (\$45)	R.S. 22:822)

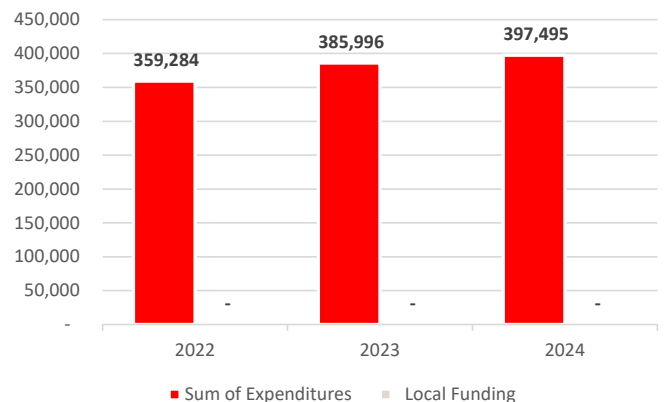
Comparison of 2024 Expenditures to CUFs



Louisiana's Public Defense System is intended to be funded primarily by Conviction and User Fees (CUFs). CUFs are comprised of eight statutes that require district court judges, city court judges, and mayors to assess fines or fees on people who have been convicted of a crime, traffic violation, or ordinance. CUFs are also generated by other actions in the criminal justice system such as bond fees, forfeitures, and application fees.

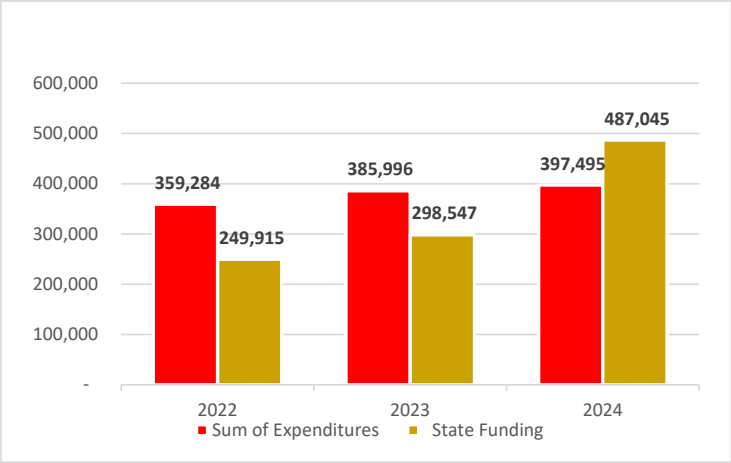
What was intended to serve as the primary funding source for public defenders only accounted for 24% of the office's expenditures in CY 2024. As costs have risen due to inflation and increased attorney fees, CUF collections have not kept up, increasing the office's reliance on other funding streams.

Comparison of 2024 Expenditures to Local Revenues



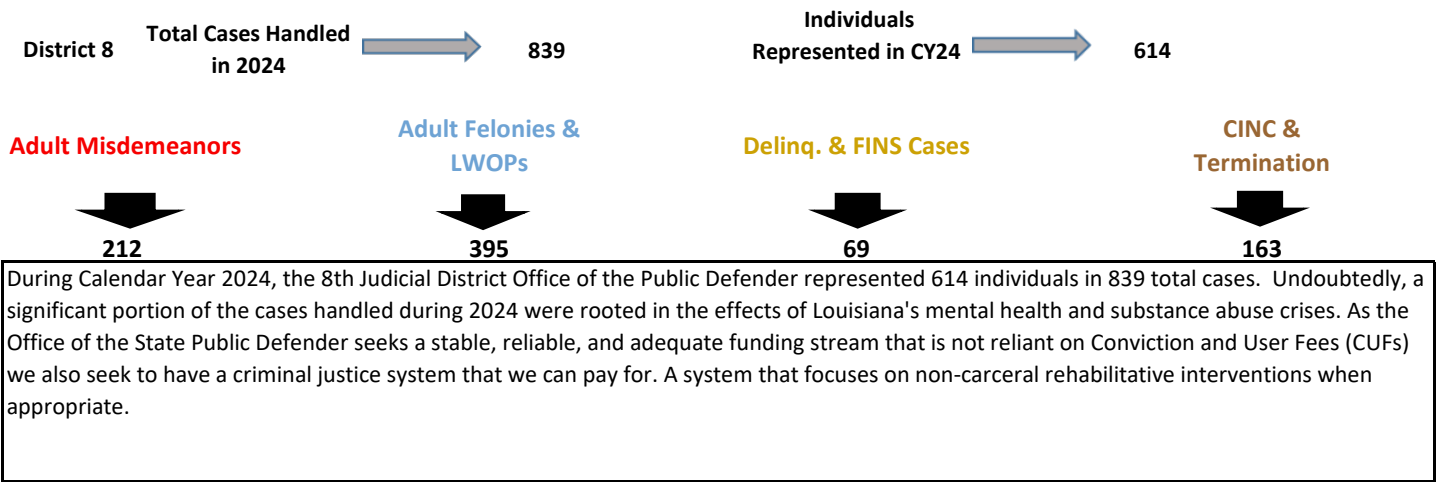
In 2024, the 8th Judicial District Office of the Public Defender did not receive any local funding or in-kind support from the local government.

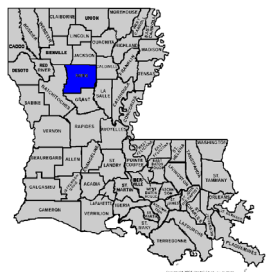
Comparison of 2024 Expenditures to State Funding



The failure of the public defender's system unstable funding stream has resulted in an increased reliance on state supplemental assistance for solvency. During Calendar Year 2024, the office received state funding totaling nearly 123% of the office's expenditures. State supplemental assistance has increased each of the last two years as the office's expenses have increased because of inflation and increased attorney costs.

<p>The 8th Judicial District Office of the Public Defender is comprised of a single parish, Winn.</p> <p>Public Defender's represent indigent persons accused of a crime or involved in Child in Need of Care matters across 2 sections of court.</p> <p>In the 8th Judicial District, Public Defenders handle juvenile delinquency, Child in Need of Care, misdemeanor, and felony cases.</p>	Number of Parishes in the Judicial District	Number of Weighted Sections of Court
	1	2





THE 8TH JDC PUBLIC DEFENDERS' OFFICE

Parish(es) & Seat(s)	Winn - Winnfield
Population	13,287
District Defender	Chris Bowman
Years as District Defender	5 months
Before Becoming District Defender, Years in Public Defense	20 years accepting appointments for inmates incarcerated at Wade Correctional Center
Does the District Defender Maintain a Private Practice? If NO, Simply Enter a Zero. If Yes, Enter the Number of Estimated Hours Per Month on Average	Yes. Approximately 70 hours per month.
Office Manager	Chris Bowman
Primary Office Street Address	116 West Main Street
City	Winnfield
ZIP	71483
Days of Week Open (M-F) and Office Hours (am -pm)	Monday - Thursday, 8:30 to 4:30. All court days, Monday - Friday, 8:00 until.
Primary Phone	318-628-3592
Primary Mailing Address	Post Office Box 428, Winnfield, LA 71483
Primary Fax Number	318-628-5080
Primary Emergency Contact	Chris Bowman
Primary Emergency Phone	318-225-1920
Secondary Emergency Contact	Deborah C. Castete
Secondary Emergency Phone	318-805-4525
Other District Office(s) Physical and Mailing Addresses and Phone Numbers	N/A
Other District Office Contact Personnel (Primary Only)	None
Name of Owner(s) of Office(s)/Building (i.e., Lessor)	Lasyone Rentals, Lasyone Building, Winnfield, LA
If The Office Does Not Own Its Building(s) AND Pays No Rent, Indicate The Source Of Office Space Support	\$1,000.00
Total Annual Cash Support by Local Appropriation or Tax/Millage (indicate if this figure is an estimate)	0

# And Job Titles Of All Staff Whose Wages Are Provided By Local Government	0
Total PDO Staff Costs <u>Provided by Local Government</u>	0
# of Workers with Retirement Benefits <u>Paid by Local Government</u>	0
Total Annual Cost of Retirement Benefits <u>Paid by Local Government</u> (if unknown enter "UNK")	0
# of Workers with Health Benefits Paid by Local Government	0
Total Annual Cost of Health Benefits Paid by Local Government (if unknown enter "UNK")	0
List Any Other Local In-Kind Contributions Or Other Support From Local Government	0
Courts and Locations	8th Judicial District Court, Winnfield, LA; Winnfield City Court, Winnfield, LA; Dodson Mayor's Court, Dodson, LA
Number of Divisions/Sections of Criminal Court for Each Court in District (Include District Court, CRIMINAL District Court, City Court, Municipal Court, Mayor's Court, etc.) For Which your Office Provides Representation	One
Name of Adult Detention Facilities in This District	Winn Parish Detention Center
Name of Adult Detention Facilities Outside the District Which Hold Clients	Concordia Correctional Center only on certain occasions Angola State Penitentiary and LaSalle Correctional.
Name of Juvenile Detention Facilities In This District	None
Name of Juvenile Detention Facilities Outside the District Which Hold Clients	Ware Detention Center, Coushatta, LA.
Do Your Courts Routinely Bring Juveniles Before The Judge In Shackles If They Are Being Held In Detention Or Secure Custody At The Time Of The Hearing? Note That Ch. Code Art. 408 Forbids Routine Shackling	Juveniles are not routinely shackled. The Court's policy is that shackles be used only if they are a flight risk or considered a danger to others.
District Attorney	Christopher Nevils
Chief Judge of Criminal District Court	Anastasia Wiley (1/1/21)
Juvenile Court Judges (Specify District of City Court)	Anastasia Wiley (1/1/21)
Drug Court Judges	None
Mental Health Court Judges	None
Other Specialty Court	None
Name of Specialty and Brief Description:	N/A
Short Term Critical Issue Areas	None
Long-Term Critical Issue Areas and other External Factors (outside of your control) that Negatively Affect the Delivery of Services in Your District	None
2024 Media Coverage and/or Major Accomplishments	None

Describe Supervisory Structure in Your District (For Attorneys and Non-Attorneys)	District Defender personally oversees the operation of the office. Attorneys are assigned cases and their progress is supervised as required. Non-attorney personnel have specific task assignments which are supervised by the District Defender.
Medical Benefits for Any Staff, Please Describe, Noting Who Pays For the Benefit	No.
Number of Cases Involving Children Under Age 18 (prior to April 19, 2024), and Children Under Age 17 (After April 19, 2024) in Your District That Were Directly Filed in Adult Court or Transferred to Adult Court in 2024	1
Number of Cases Involving Children Under Age 18 (prior to April 19, 2024), and Children Under Age 17 (After April 19, 2024) in Your District in Which a Transfer of a Child to Adult Court was Denied	0
Please Provide the Names of All State Representatives and Senators from Your District	Jack McFarland, District 13 House; Jay Luneau, District 29 Senate
What Changes Have You Implemented in Your District Office in 2024 That Have Improved the Delivery of Public Defender Services?	Attorneys are required to meet personally with any incarcerated defendant once a month.

8th District Defender Office CY 2024 Caseloads & Outcomes


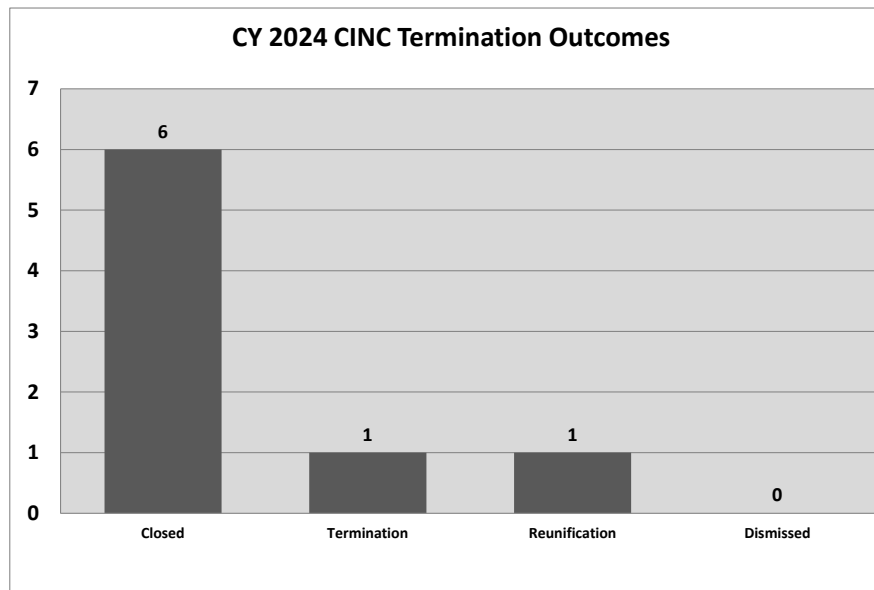
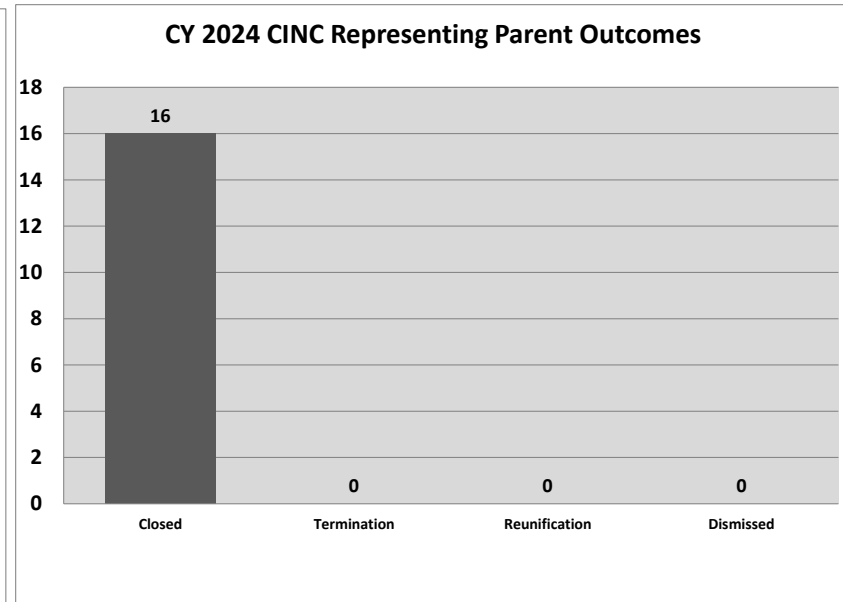
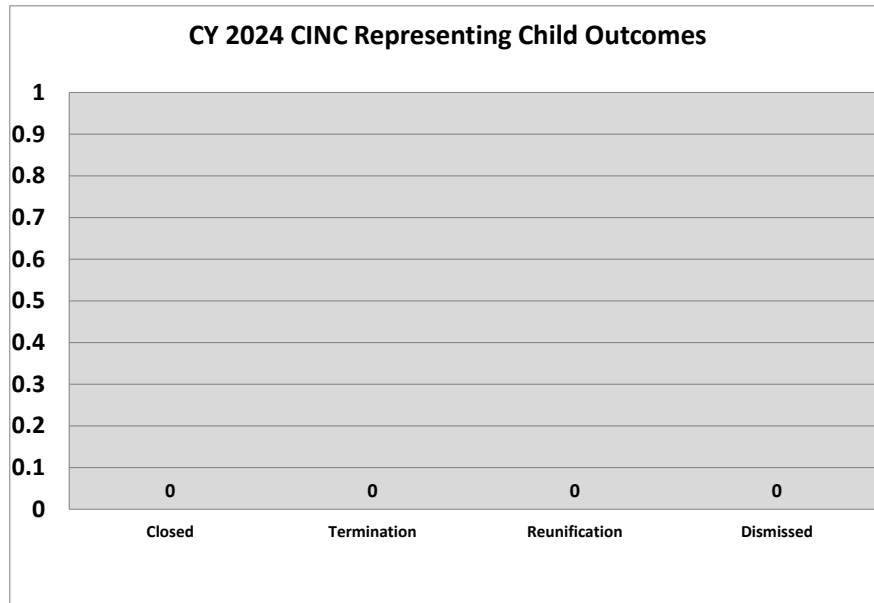
Case Type	New Cases 01/1/2024- 12/31/2024	Closed Cases 01/1/2024- 12/31/2024	Pending Cases* (# of Cases pending on 12/31/2023)	# of Cases pending on 12/31/2023 plus New Cases Received 01/1/2024- 12/31/2024	# Cases Resulting in Termination of Parental Rights	# Cases Resulting in Reunification	# Charges with Admit/Guilty Plea to Current Offense	# Charges with Plea of Guilty to Lesser Charge	# Charges Resulting in Dismissal	# Charges Resulting in Diversion or Deferred Disposition	# Jury Trials: Found Not Guilty	# Jury Trials: Found Guilty	# Judge Trials: Found Not Guilty	# Judge Trials: Found Guilty	Total Trials
Child Support	0	0	0	0	N/A	N/A	N/A	N/A	0	N/A	N/A	N/A	N/A	N/A	0
CINC-Child	0	0	0	0	0	0	N/A	N/A	0	N/A	N/A	N/A	N/A	N/A	0
CINC-Parent	45	16	103	148	0	0	N/A	N/A	0	N/A	N/A	N/A	N/A	N/A	0
Termination	0	6	15	15	1	1	N/A	N/A	0	N/A	N/A	N/A	N/A	N/A	0
FINS	0	0	0	0	N/A	N/A	0	0	0	0	N/A	N/A	N/A	N/A	0
Delinquency Misdemeanor	9	19	41	50	N/A	N/A	2	0	4	0	N/A	N/A	0	0	0
Delinquency Felony	1	2	7	8	N/A	N/A	0	0	3	0	N/A	N/A	0	0	0
Delinquency-Life	11	2	0	11	N/A	N/A	0	0	4	0	N/A	N/A	0	0	0
Juvenile Revocations	0	0	0	0	N/A	N/A	0	0	0	N/A	N/A	N/A	N/A	N/A	0
Adult Misdemeanor*	116	138	96	212	N/A	N/A	52	10	154	0	0	0	0	0	0
Adult Felony Non-LWOP**	162	220	233	395	N/A	N/A	100	40	236	0	0	7	0	0	7
Adult LWOP	0	0	0	0	N/A	N/A	0	0	0	0	0	0	0	0	0
Capital***	0	0	0	0	N/A	N/A	0	0	0	0	0	0	0	0	0
Revocations	0	0	0	0	N/A	N/A	0	0	0	0	N/A	N/A	N/A	N/A	0
PCR	0	0	0	0	N/A	N/A	N/A	N/A	N/A	N/A	N/A	N/A	0	0	0
SOAP	0	0	0	0	N/A	N/A	N/A	N/A	N/A	N/A	N/A	N/A	N/A	N/A	0

NOTE: Charges columns include all charges filed in association with a particular Case Type, regardless of each charge's severity.

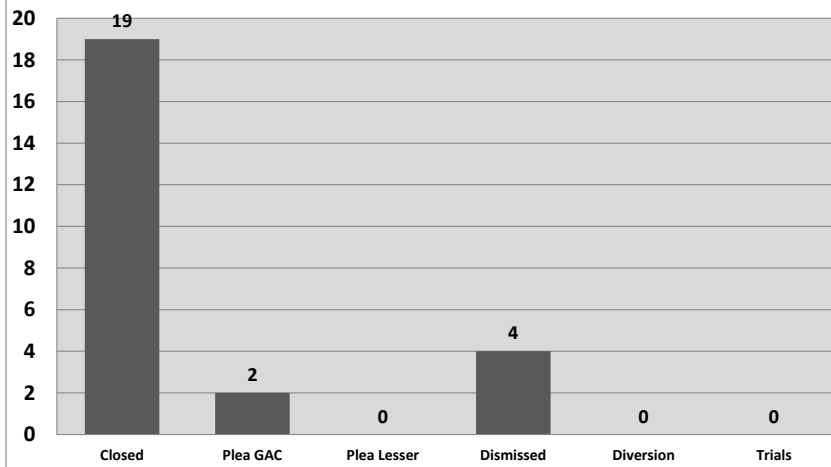
*Includes Traffic, Parish/Municipal Ordinances, Extradition and Unclassified Cases

**Life Without Parole

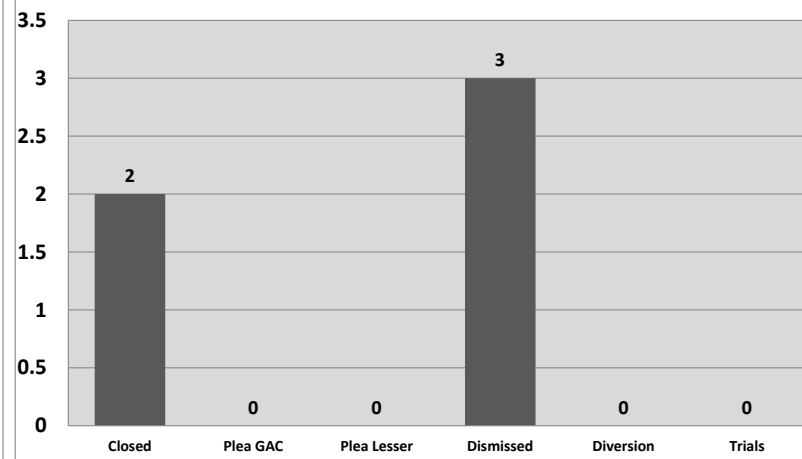
***Capital cases may include cases initially opened by the district office and transferred to a program office at some later stage in the proceedings.



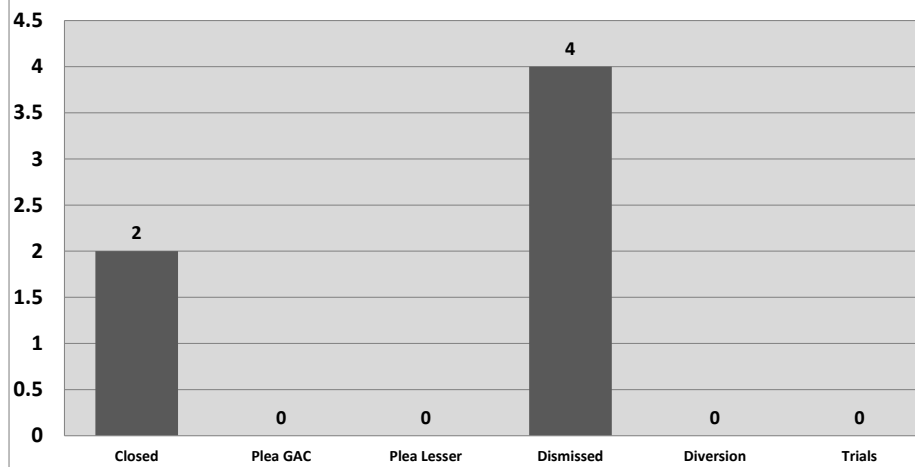
CY 2024 Delinquency Misdemeanor-Grade Outcomes



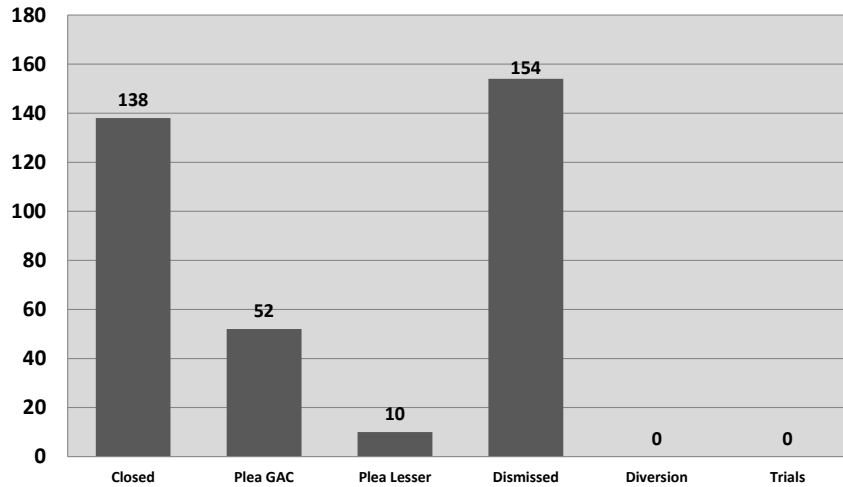
CY 2024 Delinquency Felony-Grade Outcomes



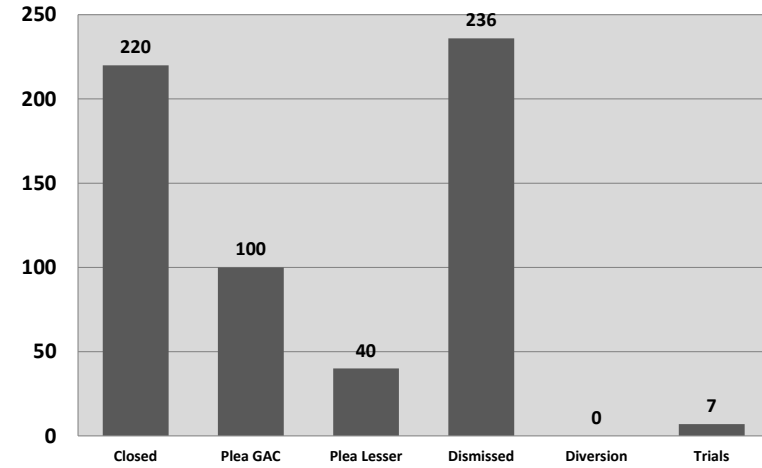
CY 2024 Delinquency Life Outcomes



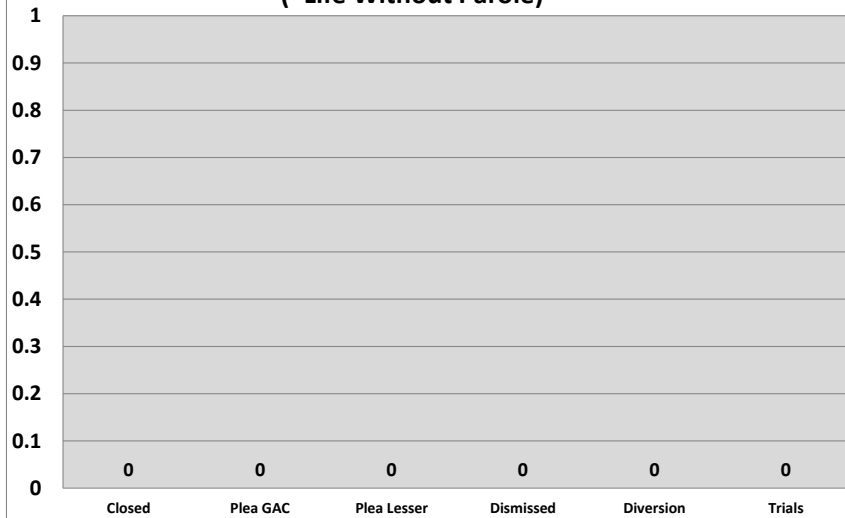
CY 2024 Adult Misdemeanor Outcomes



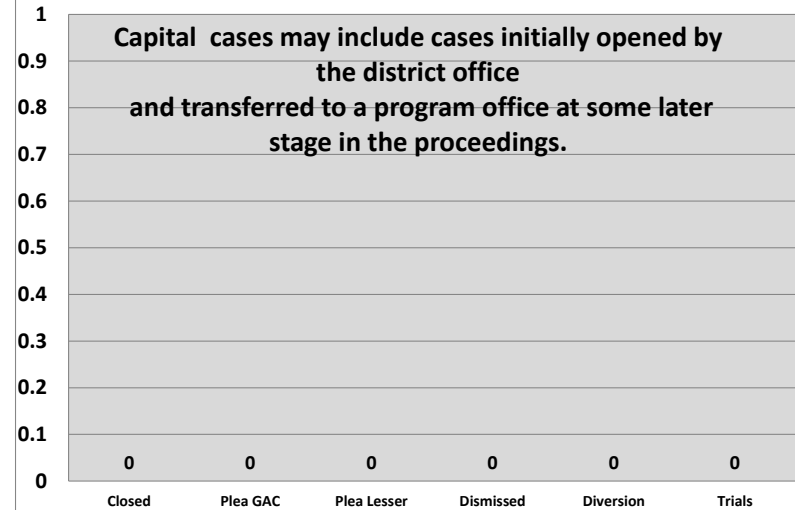
**CY 2024 Adult Felony Non-LWOP* Outcomes
(*Life Without Parole)**



**CY 2024 Adult Felony LWOP* Outcomes
(*Life Without Parole)**



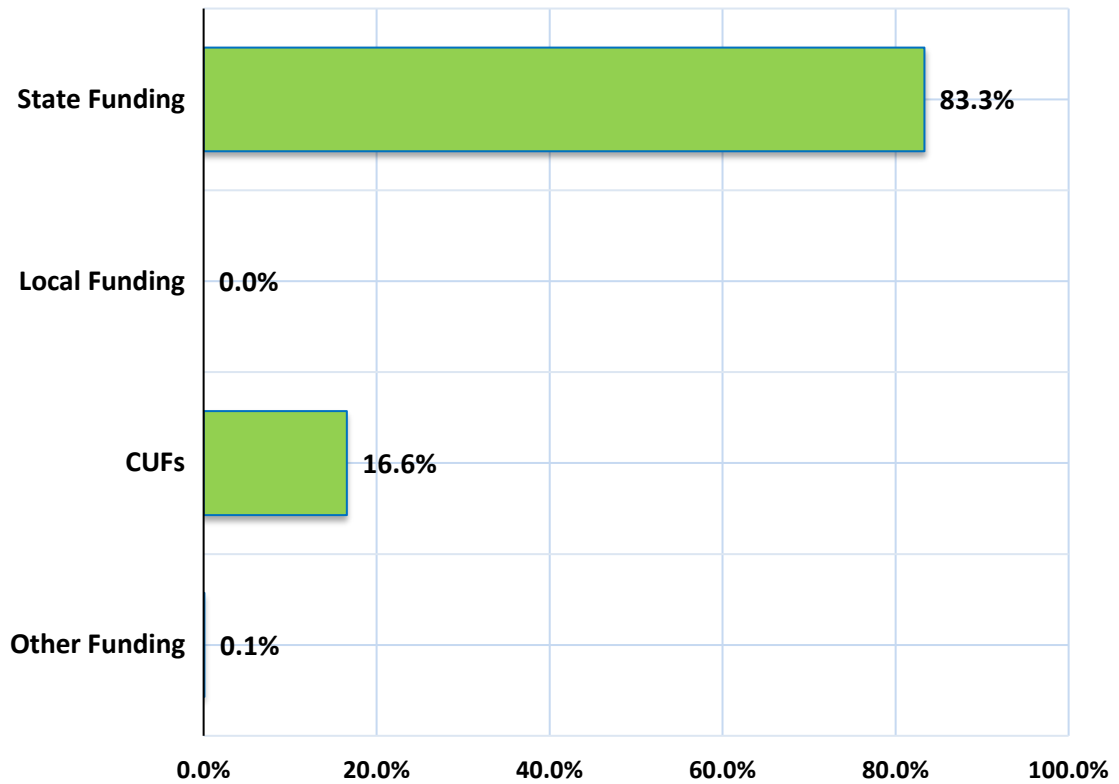
CY 2024 Capital Outcomes



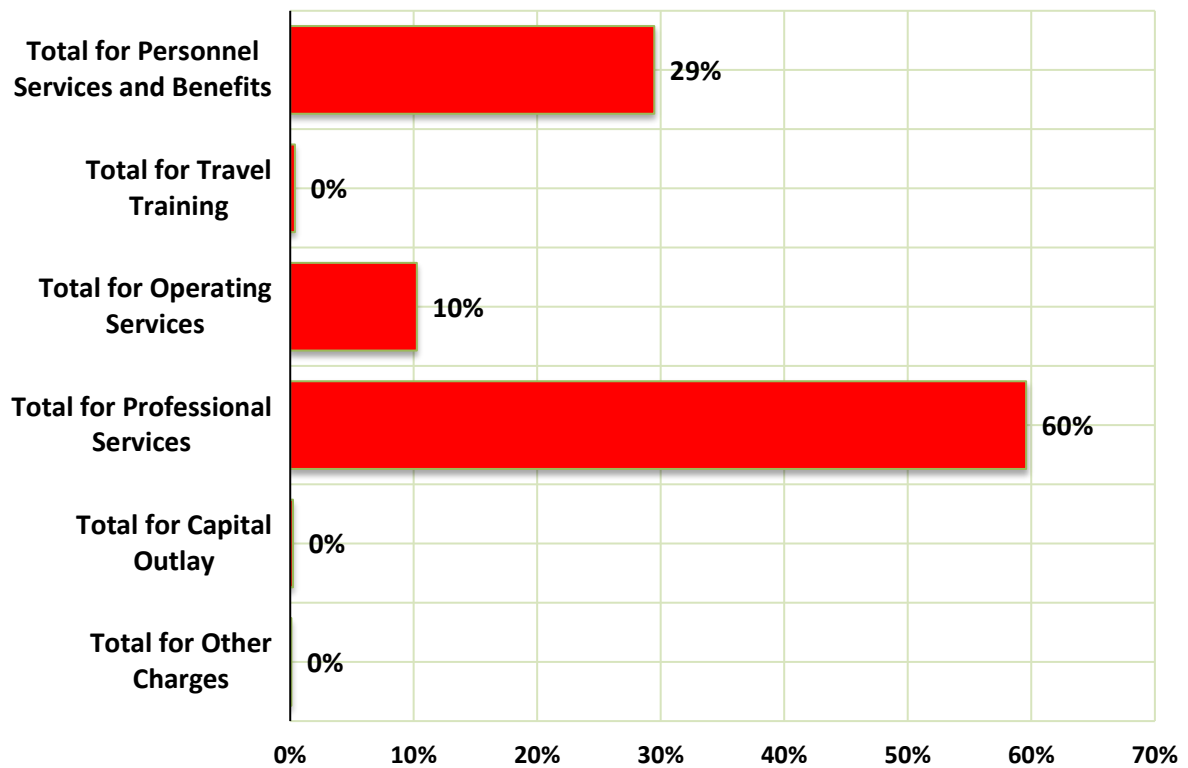
District 8 CY2024	Total CY2024
District Defender: Chris Bowman	
REVENUE	
Federal Government	
Grants - Direct	-
Grants - Indirect (pass thru State)	-
Total for Federal Government	-
State Government	
Department of Corrections	-
Child in Need of Care (CINC)	6,925.00
District Assistance Fund (DAF)	396,064.02
Supplemental/Emergency Funds	84,055.94
Grants	-
Other State Income -List source(s)	-
Total for State Government	487,044.96
Local Government	
Appropriations - General	-
Appropriations - Special	-
Taxes - Millages, Sales, Special, & Other	-
Condition of Probation	-
Criminal Bond Fees [\$2 per bonded case as per 15:85.1] and Surety Bond Licensing Fees [per 22:822 B]	11,137.50
Traffic Camera	-
Grants	-
Other Local Income -List source(s)	-
\$45 Special Court Costs [R.S. 15:168.B(1)] and \$35 Mayor's Court Costs	-
Criminal District Court	-
City & City-Ward Courts	24,210.00
Judicial District Courts	25,729.00
Juvenile Court	-
Mayor's Court (\$35 Special Court Costs for Mayor's Court Only)	8,170.00
Magistrates' Courts	-
Municipal Court	-
Parish Courts	-
Traffic Court	-
Non-itemized, lump sum collected and remitted by all courts	-
Non-Itemized lump sum assessed by the court; collected and remitted by the Sheriff(s)	-
Non-Itemized lump sum assessed by the court; collected and remitted by the Police Juries	-
Total for \$45 Special Court Costs [R.S. 15:168.B(1)] and \$35 Mayor's Court Costs	58,109.00
Charges For Services	
\$40 Indigent Defense Application Fees [as per 15:175 A (1)(f)]	1,400.00
Partial Attorney Fees Reimbursements [as per 15:176]	26,160.50
Other Reimbursements	-
Other Local Income -List source(s)	-
Total for Charges For Services	27,560.50
Total for Local Government	96,807.00
Investment Earnings	
Interest Income	-
Other Investment Income - List source(s)	-
Total for Investment Earnings	-
Other Sources (Grants & Contributions)	
Non-Profit Organizations	-
Private Organizations	-
Corporate	-
Other - List source(s)	648.87
Total for Other Sources (Grants & Contributions)	648.87
Total for REVENUE	584,500.83

District 8 CY2024	Total CY2024
District Defender: Chris Bowman	
EXPENDITURES	
Personnel Services and Benefits	
Salaries	108,750.00
Accrued Leave	-
Payroll Taxes	8,320.90
Hospitalization and Disability Insurance	-
Retirement	-
Other	56.00
Total for Personnel Services and Benefits	117,126.90
Travel/Training	
Parking/Auto Tolls	-
Travel/Lodging/Per Diem/Mileage	1,529.58
Total for Travel/Training	1,529.58
Operating Services	
Advertisements	-
Workers' Compensation	1,525.40
Insurance - Malpractice	7,116.18
Insurance - Auto/Physical Liability	-
Insurance - Other	222.13
Lease - Office	10,400.00
Lease - Auto/Equipment	1,882.32
Lease - Other	-
Office Repair and Maintenance	4,158.81
Office - Telephone/Utilities/Postage/Internet	7,913.67
Dues and Seminars	960.00
Law Library/Journals/Subscriptions	3,228.52
Office Supplies	3,306.19
Total for Operating Services	40,713.22
Professional Services	
Audit/Accounting Expense	12,765.00
Contract Clerical	-
Expert Witness	-
Investigators	-
Interpreters	-
Social Workers	-
Capital Representation	-
Conflict	2,100.00
Contract - Juvenile Attorneys or CINC	15,550.00
Misdemeanor Attorney Contracts	-
Contract Attorneys - all other	205,456.25
IT/Technical Support	947.99
Total for Professional Services	236,819.24
Capital Outlay	
Major Acquisitions	938.00
Total for Capital Outlay	938.00
Other Charges	
Other Operating Expenses	368.00
Total for Other Charges	368.00
Total for EXPENDITURES	397,494.94
<p>"Note that some data in this report may change due to district corrections or revisions."</p>	

CY24 REVENUES



CY24 EXPENDITURES

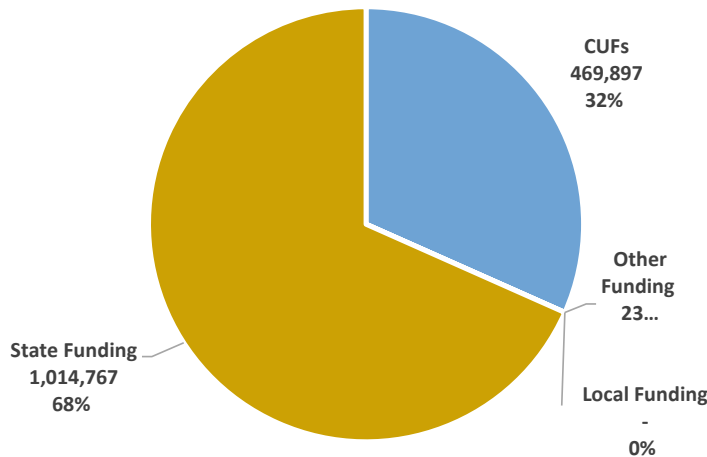




THE 9TH JUDICIAL DISTRICT
PUBLIC DEFENDER'S OFFICE
RAPIDES (ALEXANDRIA)

DISTRICT DEFENDER: DEIRDRE FULLER
620 MURRAY STREET
ALEXANDRIA, LA 71301
(318) 443-7082

2024 Funding Sources

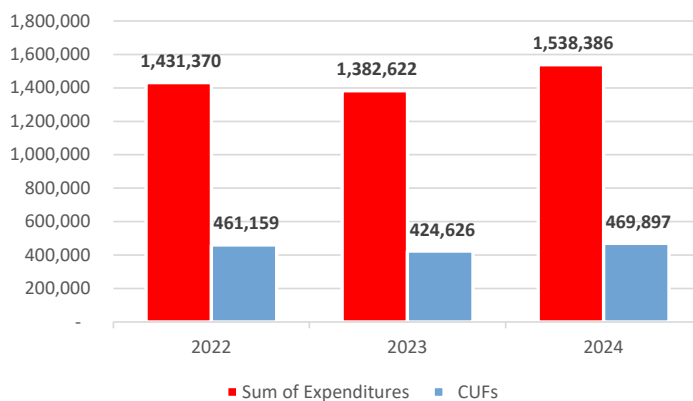


In 2024, the 9th Judicial District Office of the Public Defender received \$1,484,687 in total revenues. Of the total revenues received, only 32% of funding was derived from Conviction and User Fees (CUFs). Sixty-eight percent of district office funding was derived from state supplemental assistance.

Statutory Conviction and User Fees (CUFs) Judicial District Indigent Defender Fund

Revenue Stream	Statutory Authority
Special Court Costs (\$45)	R.S. 15:168(B)
Mayor's Court	R.S. 33:441)
Application Fee (\$40)	R.S. 15:175)
Partial Reimbursement	R.S. 15:176)
Bond Forfeiture	R.S. 15:571.11)
Civil Forfeiture (RICO)	R.S. 15:1356)
Posting of Criminal Bond (\$2)	R.S. 15:85.1)
Commercial Surety Bonds (\$45)	R.S. 22:822)

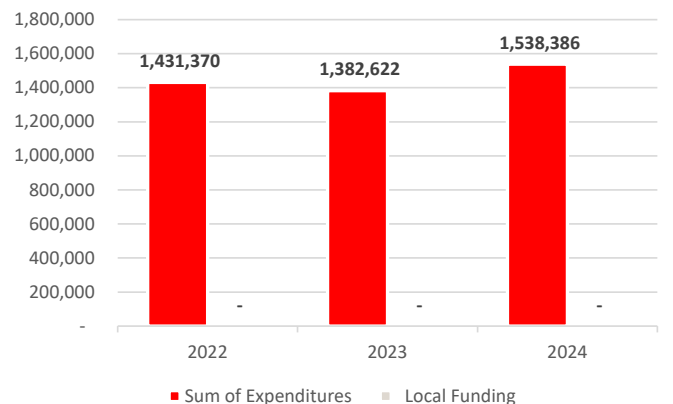
Comparison of 2024 Expenditures to CUFs



Louisiana's Public Defense System is intended to be funded primarily by Conviction and User Fees (CUFs). CUFs are comprised of eight statutes that require district court judges, city court judges, and mayors to assess fines or fees on people who have been convicted of a crime, traffic violation, or ordinance. CUFs are also generated by other actions in the criminal justice system such as bond fees, forfeitures, and application fees.

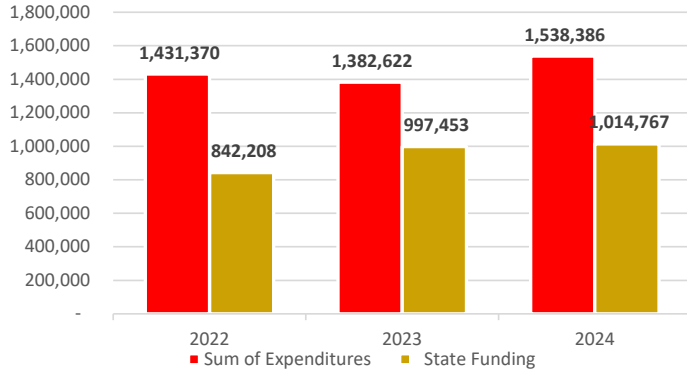
What was intended to serve as the primary funding source for public defenders only accounted for 30.5% of the office's expenditures in CY 2024.

Comparison of 2024 Expenditures to Local Revenues



In 2024, the 9th Judicial District Office of the Public Defender did not receive any local funding or in-kind support from the local government.

Comparison of 2024 Expenditures to State Funding



The failure of the public defender's system unstable funding stream has resulted in an increased reliance on state supplemental assistance for solvency in Rapides Parish. During Calendar Year 2024, the office received state funding totaling 66% of the office's expenditures. State supplemental assistance has increased each of the last two years.

The 9th Judicial District Office of the Public Defender is comprised of a single parish, Rapides.

Public Defender's represent indigent persons accused of a crime or involved in Child in Need of Care matters across 5 sections of court.

In the 9th Judicial District, Public Defenders handle juvenile delinquency, Child in Need of Care, misdemeanor, and felony cases.

Number of Parishes in the
Judicial District

1

Number of Weighted
Sections of Court

5

District 9 Total Cases Handled
in 2024

7,663

Individuals
Represented in CY24

5,466

Adult Misdemeanors

2,483

Adult Felonies &
LWOPs

4,277

Delinq. & FINS Cases

288

CINC &
Termination

615

During Calendar Year 2024, the 9th Judicial District Office of the Public Defender represented 5,466 individuals in 7,663 total cases. Undoubtedly, a significant portion of the cases handled during 2024 were rooted in the effects of Louisiana's mental health and substance abuse crises. As the Office of the State Public Defender seeks a stable, reliable, and adequate funding stream that is not reliant on Conviction and User Fees (CUFs) we also seek to have a criminal justice system that we can pay for. A system that focuses on non-carceral rehabilitative interventions when appropriate.



THE 9TH JDC PUBLIC DEFENDERS' OFFICE

Parish(es) & Seat(s)	Rapides - Alexandria
Population	125,492
District Defender	Deirdre Fuller
Years as District Defender	8 years 8 months
Before Becoming District Defender, Years in Public Defense	15
Does the District Defender Maintain a Private Practice? If NO, Simply Enter a Zero. If Yes, Enter the Number of Estimated Hours Per Month on Average	7.8
Office Manager	Kimberly Sandifer
Primary Office Street Address	620 Murray Street
City	Alexandria
ZIP	71301
Days of Week Open (M-F) and Office Hours (am -pm)	M-Th 8:30-4:30 Friday 8:30-4:00 Closed for lunch 12:00-1:00
Primary Phone	318-443-7082
Primary Mailing Address	P.O. BOX 8522, Alexandria LA 71306
Primary Fax Number	318-443-7085
Primary Emergency Contact	Deirdre Fuller
Primary Emergency Phone	318-730-4123
Secondary Emergency Contact	Kimberly Sandifer
Secondary Emergency Phone	318-443-7082 Ext 6
Other District Office(s) Physical and Mailing Addresses and Phone Numbers	620 Murray Street, Alexandria, LA 71301
Other District Office Contact Personnel (Primary Only)	Kimberly Sandifer, (318) 443-7082 Ext 6
Name of Owner(s) of Office(s)/Building (i.e., Lessor)	Marion French
If The Office Does Not Own Its Building(s) AND Pays No Rent, Indicate The Source Of Office Space Support	0
Total Annual Cash Support by Local Appropriation or Tax/Millage (indicate if this figure is an estimate)	0; All funding received from local sources is combined with the DAF and not segregated. There is no calculation done by our CPA to determine what portion of local funds is expended for this purpose.

# And Job Titles Of All Staff Whose Wages Are Provided By Local Government	0; All funding received from local sources is combined with the DAF and not segregated. There is no calculation done by our CPA to determine what portion of local funds is expended for this purpose.
Total PDO Staff Costs <u>Provided by Local Government</u>	0; All funding received from local sources is combined with the DAF and not segregated. There is no calculation done by our CPA to determine what portion of local funds is expended for this purpose.
# of Workers with Retirement Benefits <u>Paid by Local Government</u>	0; All funding received from local sources is combined with the DAF and not segregated. There is no calculation done by our CPA to determine what portion of local funds is expended for this purpose.
Total Annual Cost of Retirement Benefits <u>Paid by Local Government</u> (if unknown enter "UNK")	0; All funding received from local sources is combined with the DAF and not segregated. There is no calculation done by our CPA to determine what portion of local funds is expended for this purpose.
# of Workers with Health Benefits Paid by Local Government	0; All funding received from local sources is combined with the DAF and not segregated. There is no calculation done by our CPA to determine what portion of local funds is expended for this purpose.
Total Annual Cost of Health Benefits Paid by Local Government (if unknown enter "UNK")	0; All funding received from local sources is combined with the DAF and not segregated. There is no calculation done by our CPA to determine what portion of local funds is expended for this purpose.
List Any Other Local In-Kind Contributions Or Other Support From Local Government	0; All funding received from local sources is combined with the DAF and not segregated. There is no calculation done by our CPA to determine what portion of local funds is expended for this purpose.
Courts and Locations	Ninth Judicial District Court, Alexandria, Rapides Parish; Ninth Judicial District Juvenile Court, Rapides Parish, Alexandria; Alexandria City Court, Alexandria; Pineville City Court, Pineville.
Number of Divisions/Sections of Criminal Court for Each Court in District (Include District Court, CRIMINAL District Court, City Court, Municipal Court, Mayor's Court, etc.) For Which your Office Provides Representation	Ninth Judicial District Court - 3 sections; Alexandria City Court - 1; Pineville City Court - 1.
Name of Adult Detention Facilities in This District	DC-1, Rapides Courthouse, Murray Street, Alexandria; DC-2, 400 B John Allison Dr., Alexandria; DC-3, 7400 Academy Drive, Alexandria.

Name of Adult Detention Facilities Outside the District Which Hold Clients	None other than DOC facilities.
Name of Juvenile Detention Facilities In This District	Renaissance Home for Youth - 6177 Bayou Rapides Road, Alexandria
Name of Juvenile Detention Facilities Outside the District Which Hold Clients	None
Do Your Courts Routinely Bring Juveniles Before The Judge In Shackles If They Are Being Held In Detention Or Secure Custody At The Time Of The Hearing? Note That Ch. Code Art. 408 Forbids Routine Shackling	Yes
District Attorney	Phillip Terrell
Chief Judge of Criminal District Court	Hon. Greg Beard was the Chief Judge of the entire Judicial District Court both criminal and civil.
Juvenile Court Judges (Specify District of City Court)	Hon. Loren Lampert
Drug Court Judges	Hon. Patricia Koch/ Hon. David Williams
Mental Health Court Judges	Hon. Patricia Koch
Other Specialty Court	No
Name of Specialty and Brief Description:	Juvenile District Court, Hon. Loren Lampert, handles Juvenile drug offenders. Provides skills to live drug free. Mental Health Court, Hon. Judge Koch handles this court.
Short Term Critical Issue Areas	Increase DAF. File retention and destruction schedule
Long-Term Critical Issue Areas and other External Factors (outside of your control) that Negatively Affect the Delivery of Services in Your District	Increase attorneys in each section of court in felony and juvenile.
2024 Media Coverage and/or Major Accomplishments	We now have WI-FI in the courthouse for our attorney's and staff to access, and also have an IT company handling our account full-time.
Describe Supervisory Structure in Your District (For Attorneys and Non-Attorneys)	Sam Giordano - Misdemeanor Division Supervisor, Dmitrc Burnes - Juvenile Division Supervisor. Each supervisor monitors their division while working closely with the District Defender. Willie Stephens- Deputy Defender. Monitors all attorneys while working closely with the District Defender.
Medical Benefits for Any Staff, Please Describe, Noting Who Pays For the Benefit	No. Only workmen's compensation coverage for attorneys and staff.
Number of Cases Involving Children Under Age 18 (prior to April 19, 2024), and Children Under Age 17 (After April 19, 2024) in Your District That Were Directly Filed in Adult Court or Transferred to Adult Court in 2024	6

Number of Cases Involving Children Under Age 18 (prior to April 19, 2024), and Children Under Age 17 (After April 19, 2024) in Your District in Which a Transfer of a Child to Adult Court was Denied	0
Please Provide the Names of All State Representatives and Senators from Your District	Senators: Heather Miley Cloud Dist. 28 W. Jay Luneau Dist. 29 John C. "Jay" Morris III Dist.35 Mike Reese Dist. 30 Alan Seabaugh Dist. 31 Glen Womack Dist. 32 Representatives Rhonda Gaye Butler Dist. 38 Jason Brian DeWitt Dist. 25 Michael T. Johnson Dist. 27 Ed Larvadain, III Dist. 26
What Changes Have You Implemented in Your District Office in 2024 That Have Improved the Delivery of Public Defender Services?	Created Deputy Defender Position.

9th District Defender Office CY 2024 Caseloads & Outcomes

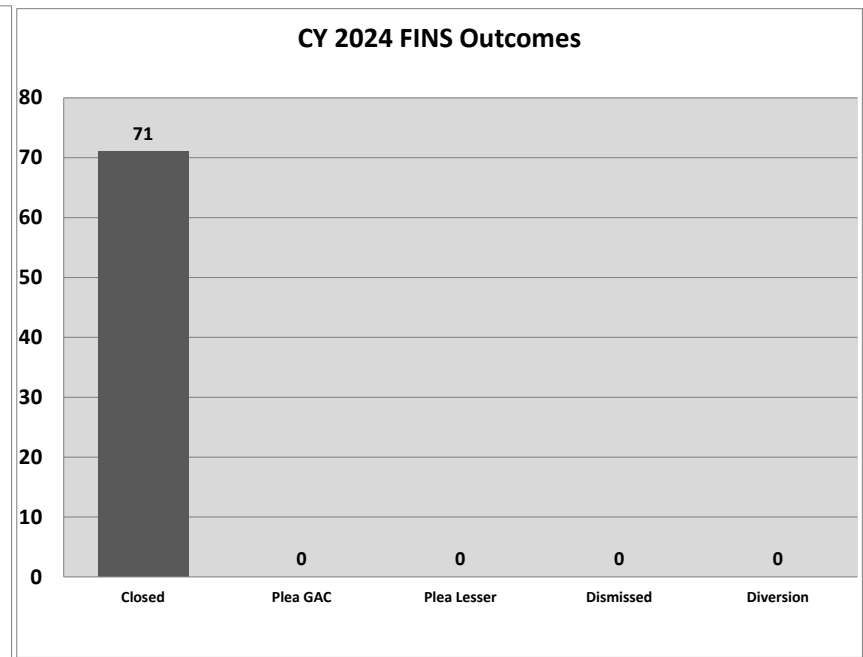
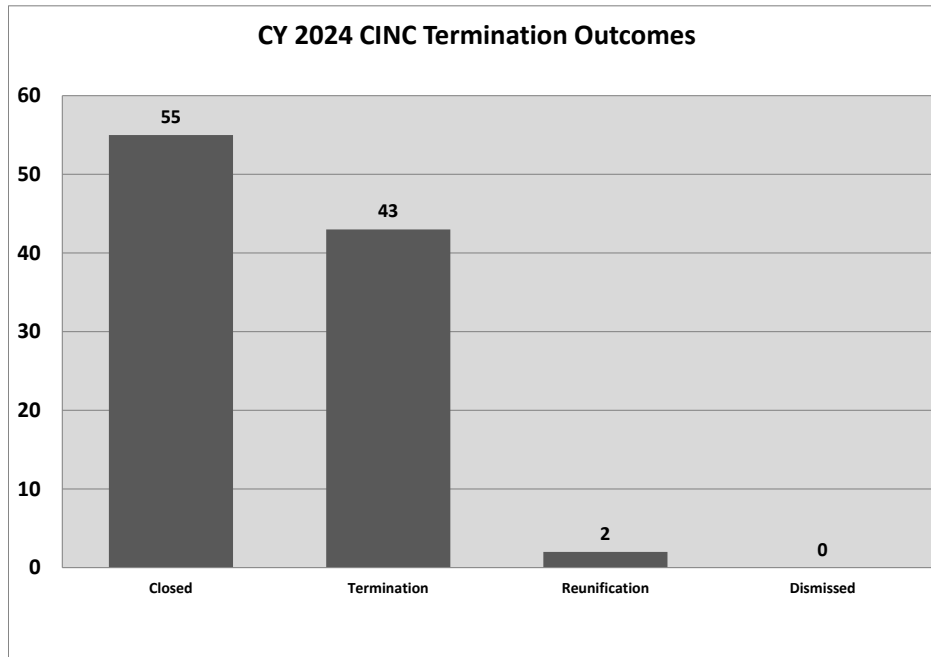
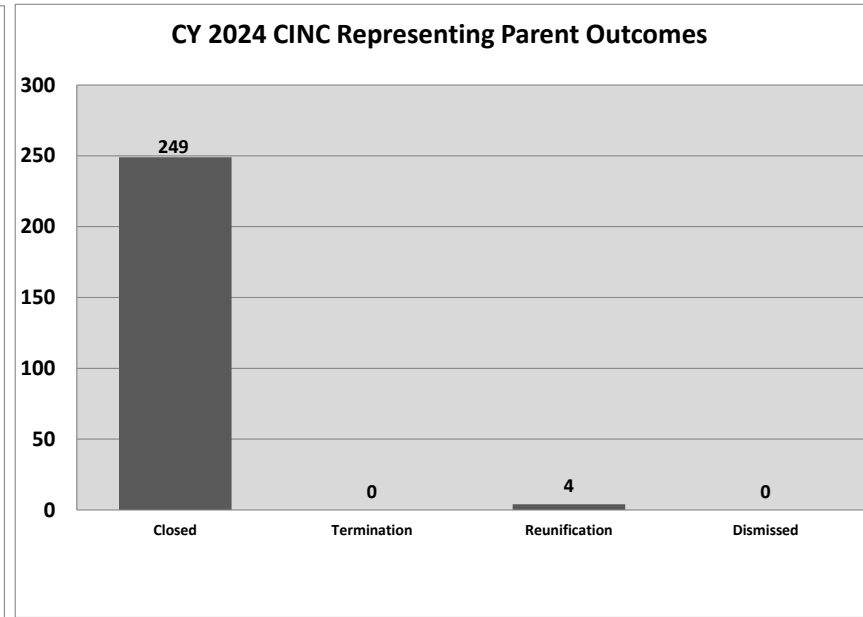
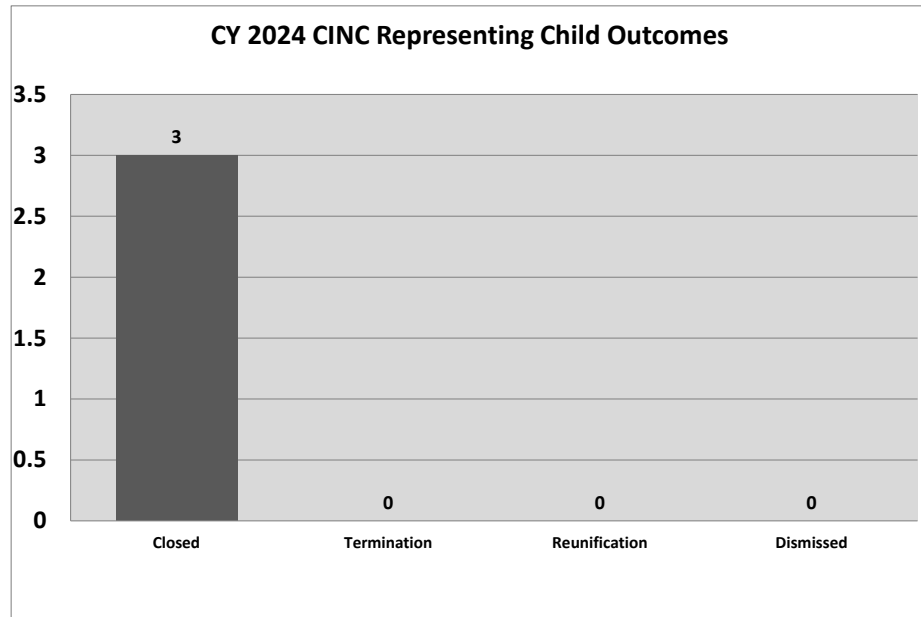
Case Type	New Cases 01/1/2024- 12/31/2024	Closed Cases 01/1/2024- 12/31/2024	Pending Cases* (# of Cases pending on 12/31/2023)	# of Cases pending on 12/31/2023 plus New Cases Received 01/1/2024- 12/31/2024	# Cases Resulting in Termination of Parental Rights	# Cases Resulting in Reunification	# Charges with Admit/Guilty Plea to Current Offense	# Charges with Plea of Guilty to Lesser Charge	# Charges Resulting in Dismissal	# Charges Resulting in Diversion or Deferred Disposition	# Jury Trials: Found Not Guilty	# Jury Trials: Found Guilty	# Judge Trials: Found Not Guilty	# Judge Trials: Found Guilty	Total Trials
Child Support	0	0	0	0	N/A	N/A	N/A	N/A	0	N/A	N/A	N/A	N/A	N/A	0
CINC-Child	0	3	3	3	0	0	N/A	N/A	0	N/A	N/A	N/A	N/A	N/A	0
CINC-Parent	210	249	323	533	0	4	N/A	N/A	0	N/A	N/A	N/A	N/A	N/A	0
Termination	51	55	28	79	43	2	N/A	N/A	0	N/A	N/A	N/A	N/A	N/A	0
FINS	66	71	43	109	N/A	N/A	0	0	0	0	N/A	N/A	N/A	N/A	0
Delinquency Misdemeanor	52	52	37	89	N/A	N/A	0	0	0	0	N/A	N/A	0	1	1
Delinquency Felony	45	54	43	88	N/A	N/A	0	0	0	0	N/A	N/A	0	0	0
Delinquency-Life	1	1	0	1	N/A	N/A	0	0	0	0	N/A	N/A	0	0	0
Juvenile Revocations	0	1	1	1	N/A	N/A	0	0	0	N/A	N/A	N/A	N/A	N/A	0
Adult Misdemeanor*	1220	1309	1263	2483	N/A	N/A	119	21	242	0	0	1	0	8	9
Adult Felony Non-LWOP**	1976	1978	2216	4192	N/A	N/A	86	44	74	0	1	12	0	28	41
Adult LWOP	53	34	32	85	N/A	N/A	2	2	3	0	0	3	0	0	3
Capital***	0	0	0	0	N/A	N/A	0	0	0	0	0	0	0	0	0
Revocations	0	0	0	0	N/A	N/A	0	0	0	0	N/A	N/A	N/A	N/A	0
PCR	0	0	0	0	N/A	N/A	N/A	N/A	N/A	N/A	N/A	N/A	0	0	0
SOAP	0	0	0	0	N/A	N/A	N/A	N/A	N/A	N/A	N/A	N/A	N/A	N/A	0

NOTE: Charges columns include all charges filed in association with a particular Case Type, regardless of each charge's severity.

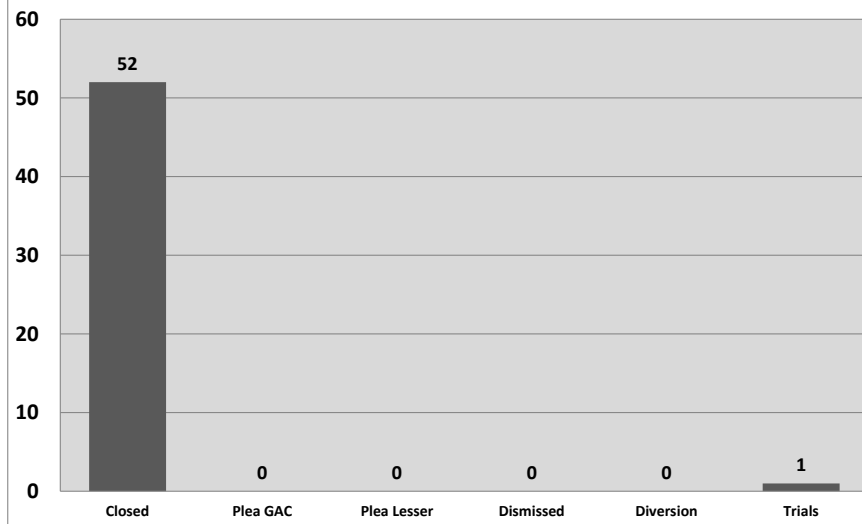
*Includes Traffic, Parish/Municipal Ordinances, Extradition and Unclassified Cases

**Life Without Parole

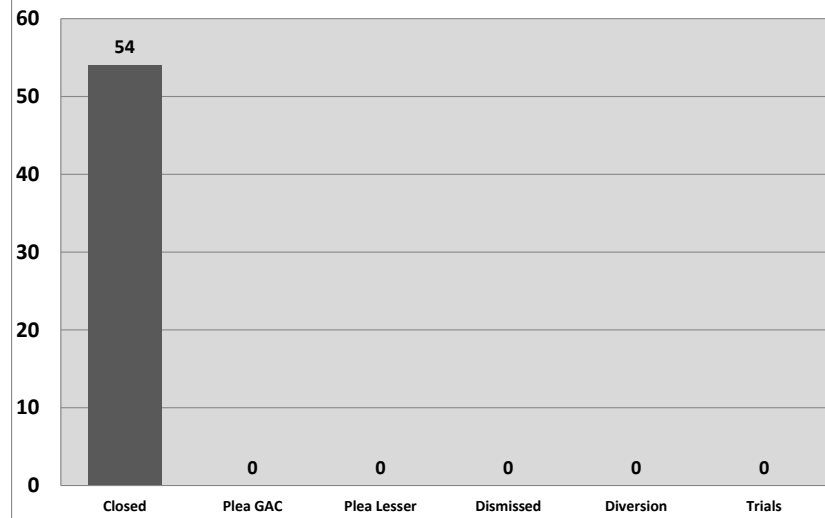
***Capital cases may include cases initially opened by the district office and transferred to a program office at some later stage in the proceedings.



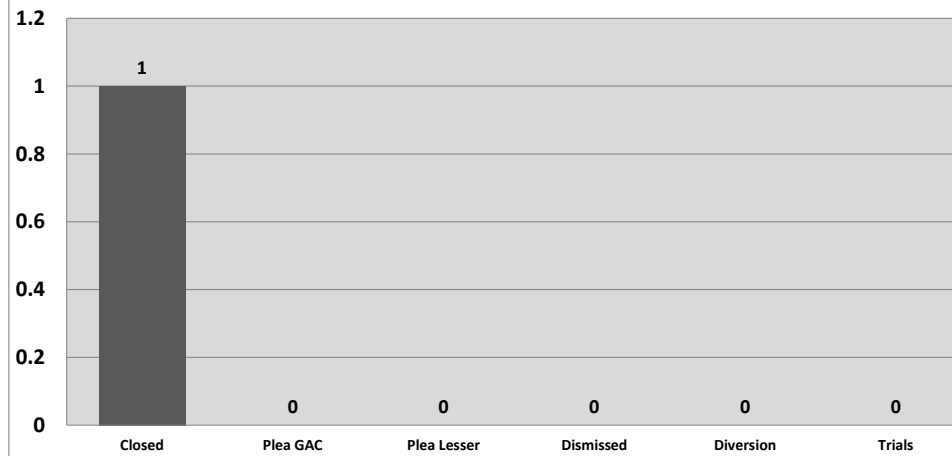
CY 2024 Delinquency Misdemeanor-Grade Outcomes



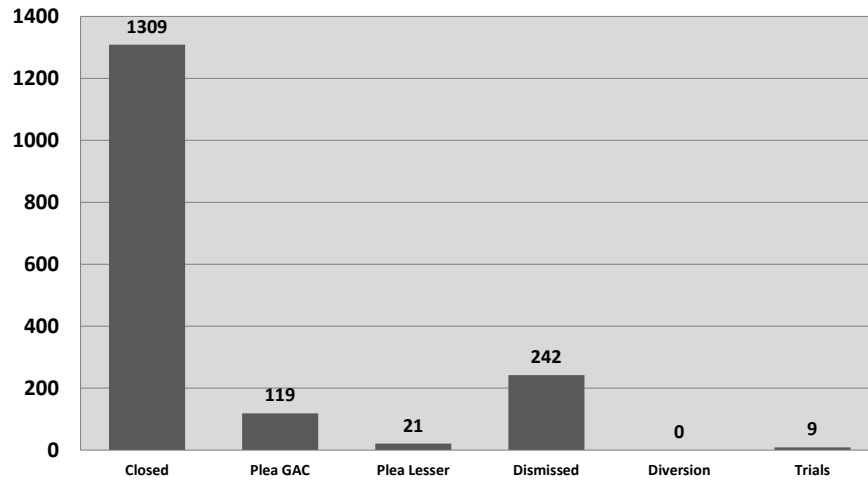
CY 2024 Delinquency Felony-Grade Outcomes



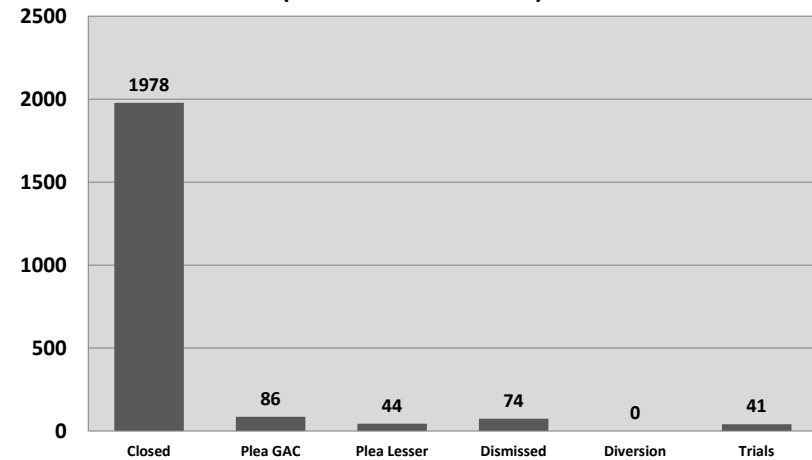
CY 2024 Delinquency Life Outcomes



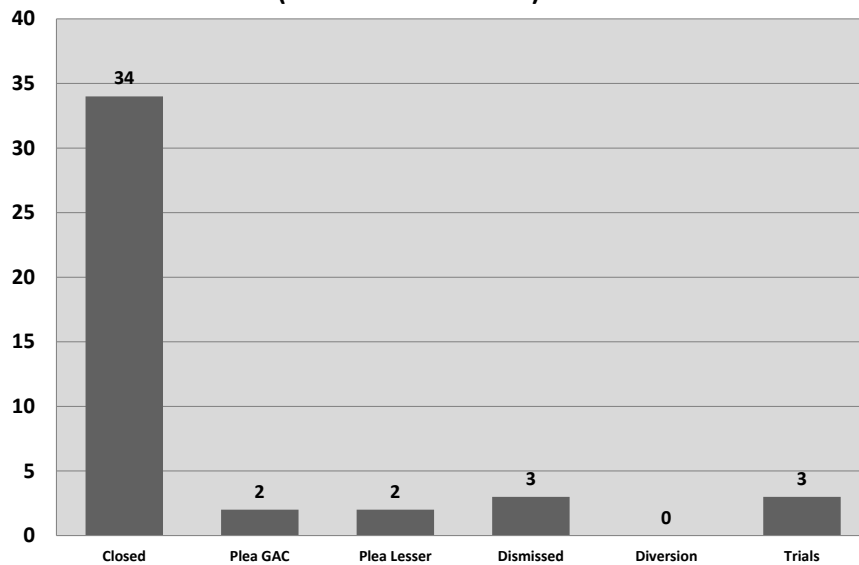
CY 2024 Adult Misdemeanor Outcomes



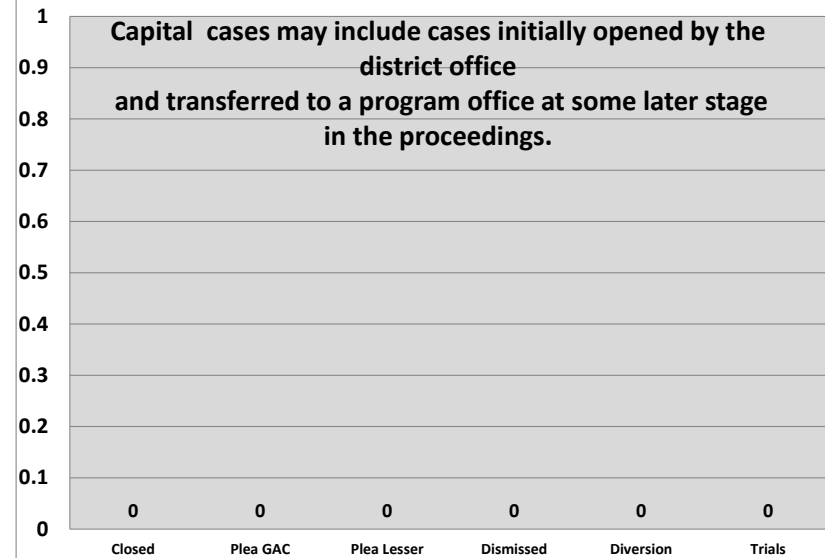
**CY 2024 Adult Felony Non-LWOP* Outcomes
(*Life Without Parole)**



**CY 2024 Adult Felony LWOP* Outcomes
(*Life Without Parole)**



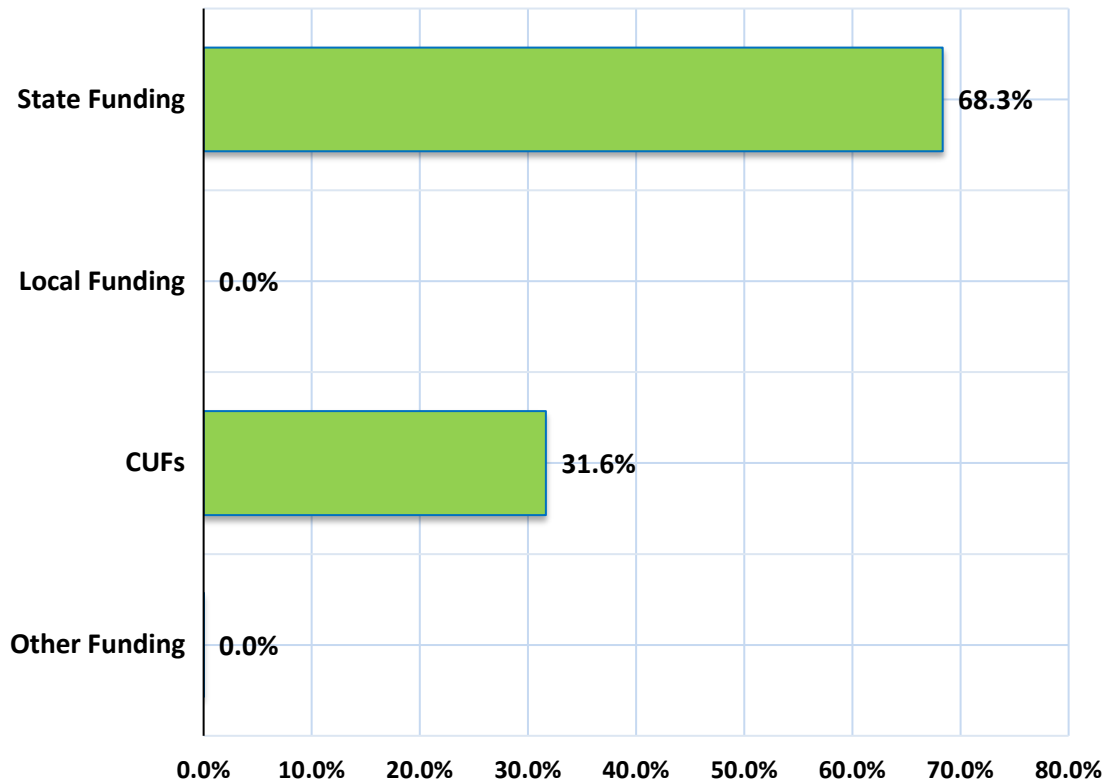
CY 2024 Capital Outcomes



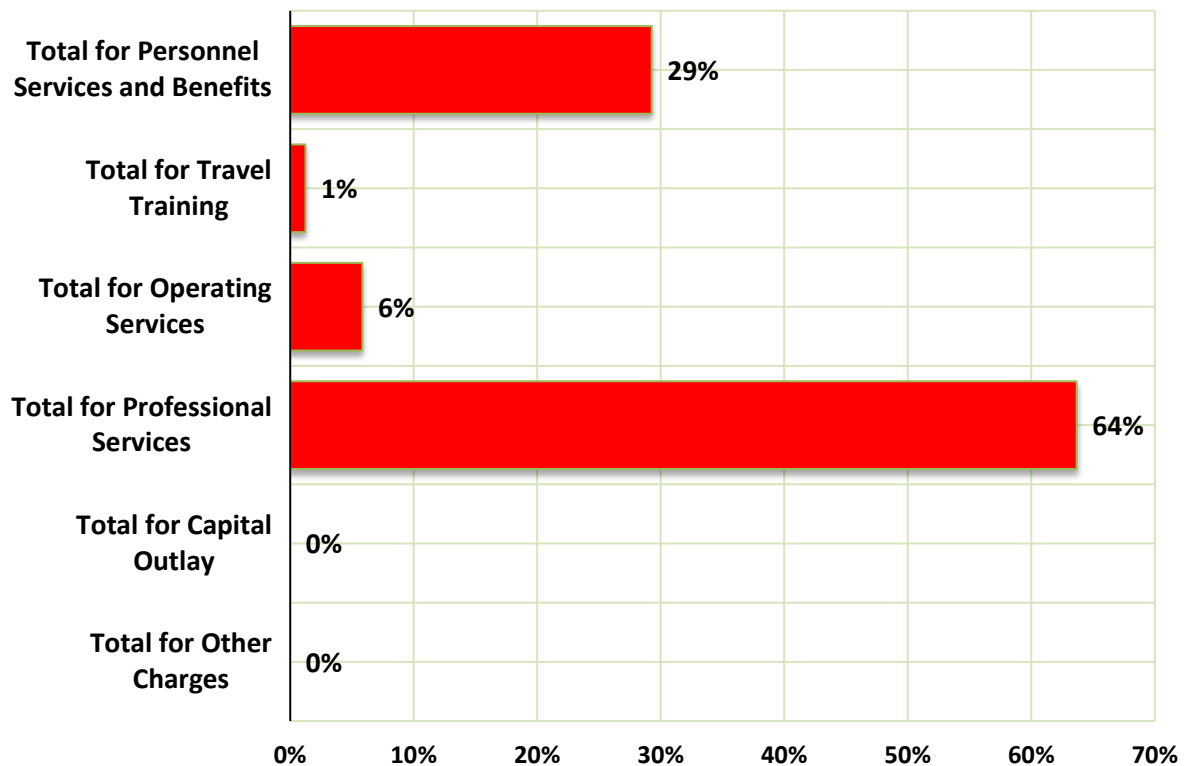
District 9 CY2024	Total CY2024
District Defender: Deirdre Fuller	
REVENUE	
Federal Government	
Grants - Direct	-
Grants - Indirect (pass thru State)	43,153.97
Total for Federal Government	43,153.97
State Government	
Department of Corrections	-
Child in Need of Care (CINC)	31,972.60
District Assistance Fund (DAF)	907,974.87
Supplemental/Emergency Funds	31,665.67
Grants	-
Other State Income -List source(s)	-
Total for State Government	971,613.14
Local Government	
Appropriations - General	-
Appropriations - Special	-
Taxes - Millages, Sales, Special, & Other	-
Condition of Probation	-
Criminal Bond Fees [\$2 per bonded case as per 15:85.1] and Surety Bond Licensing Fees [per 22:822 B]	120,701.00
Traffic Camera	-
Grants	-
Other Local Income -List source(s)	-
\$45 Special Court Costs [R.S. 15:168.B(1)] and \$35 Mayor's Court Costs	
Criminal District Court	-
City & City-Ward Courts	202,821.26
Judicial District Courts	103,627.67
Juvenile Court	-
Mayor's Court (\$35 Special Court Costs for Mayor's Court Only)	5,482.48
Magistrates' Courts	-
Municipal Court	-
Parish Courts	-
Traffic Court	-
Non-itemized, lump sum collected and remitted by all courts	-
Non-Itemized lump sum assessed by the court; collected and remitted by the Sheriff(s)	-
Non-Itemized lump sum assessed by the court; collected and remitted by the Police Juries	-
Total for \$45 Special Court Costs [R.S. 15:168.B(1)] and \$35 Mayor's Court Costs	311,931.41
Charges For Services	
\$40 Indigent Defense Application Fees [as per 15:175 A (1)(f)]	37,264.57
Partial Attorney Fees Reimbursements [as per 15:176]	-
Other Reimbursements	23.00
Other Local Income -List source(s)	-
Total for Charges For Services	37,287.57
Total for Local Government	469,919.98
Investment Earnings	
Interest Income	-
Other Investment Income - List source(s)	-
Total for Investment Earnings	-
Other Sources (Grants & Contributions)	
Non-Profit Organizations	-
Private Organizations	-
Corporate	-
Other - List source(s)	-
Total for Other Sources (Grants & Contributions)	-
Total for REVENUE	1,484,687.09

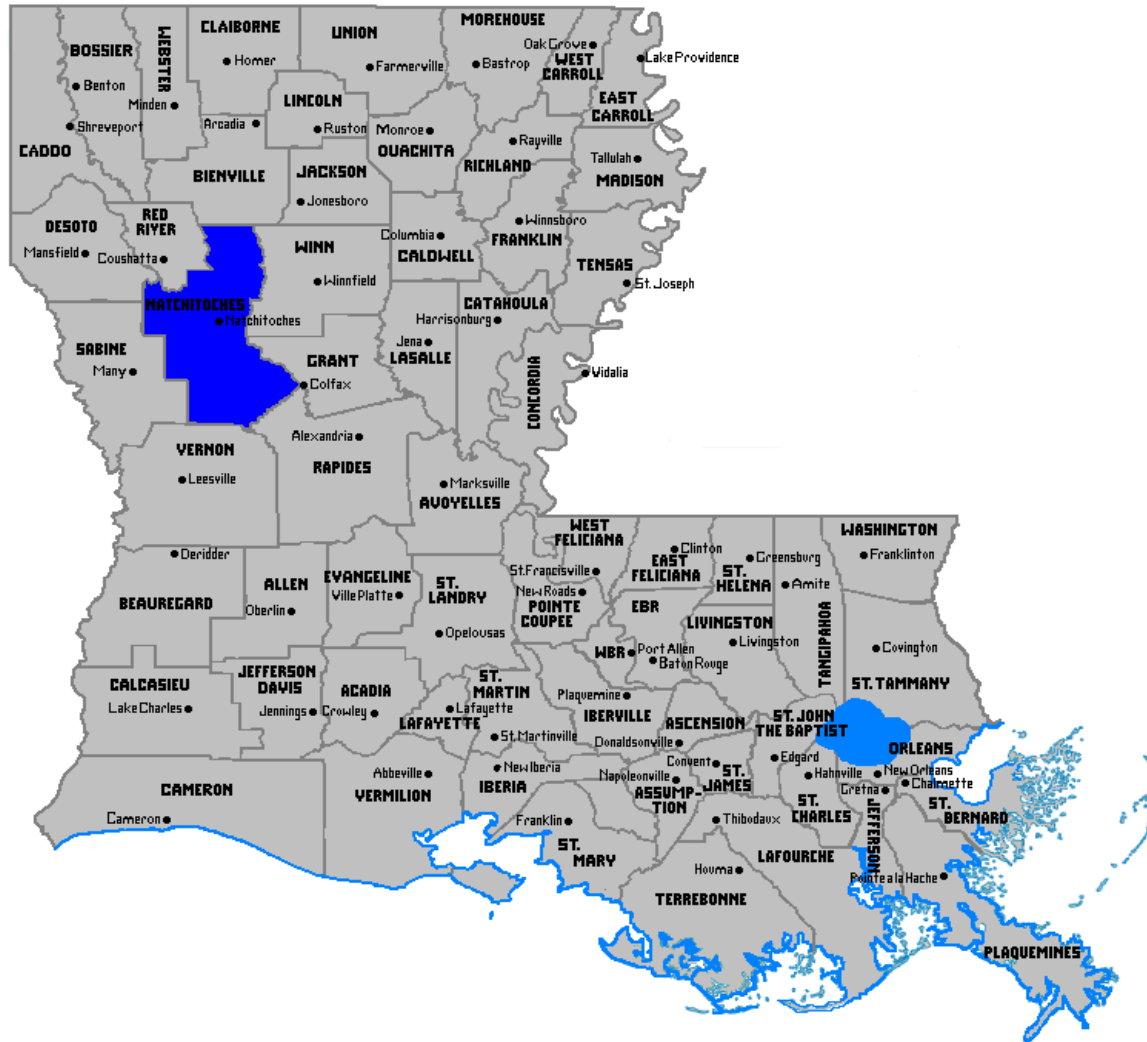
District 9 CY2024	Total CY2024
District Defender: Deirdre Fuller	
EXPENDITURES	
Personnel Services and Benefits	
Salaries	408,931.69
Accrued Leave	-
Payroll Taxes	6,819.65
Hospitalization and Disability Insurance	-
Retirement	34,420.61
Other	-
Total for Personnel Services and Benefits	450,171.95
Travel/Training	
Parking/Auto Tolls	-
Travel/Lodging/Per Diem/Mileage	18,814.00
Total for Travel/Training	18,814.00
Operating Services	
Advertisements	89.87
Workers' Compensation	2,215.36
Insurance - Malpractice	15,637.55
Insurance - Auto/Physical Liability	-
Insurance - Other	2,800.00
Lease - Office	20,200.00
Lease - Auto/Equipment	-
Lease - Other	-
Office Repair and Maintenance	-
Office - Telephone/Utilities/Postage/Internet	10,424.74
Dues and Seminars	11,580.75
Law Library/Journals/Subscriptions	4,058.95
Office Supplies	22,819.86
Total for Operating Services	89,827.08
Professional Services	
Audit/Accounting Expense	36,587.50
Contract Clerical	-
Expert Witness	-
Investigators	600.00
Interpreters	-
Social Workers	-
Capital Representation	-
Conflict	-
Contract - Juvenile Attorneys or CINC	180,103.72
Misdemeanor Attorney Contracts	128,544.37
Contract Attorneys - all other	618,932.21
IT/Technical Support	14,805.00
Total for Professional Services	979,572.80
Capital Outlay	
Major Acquisitions	-
Total for Capital Outlay	-
Other Charges	
Other Operating Expenses	-
Total for Other Charges	-
Total for EXPENDITURES	1,538,385.83
<p>"Note that some data in this report may change due to district corrections or revisions."</p>	

CY24 REVENUES



CY24 EXPENDITURES

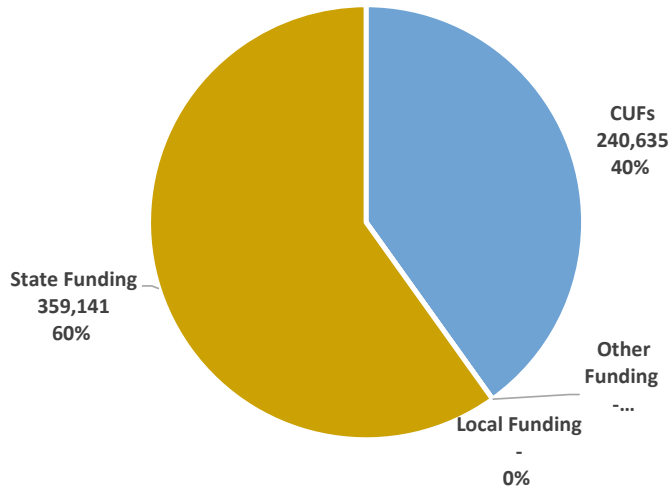




THE 10TH JUDICIAL DISTRICT
PUBLIC DEFENDERS' OFFICE
NATCHITOCHES (NATCHITOCHES)

DISTRICT DEFENDER: BRETT BRUNSON
710 THIRD STREET
NATCHITOCHES, LA 71457
(318) 352-9311

2024 Funding Sources

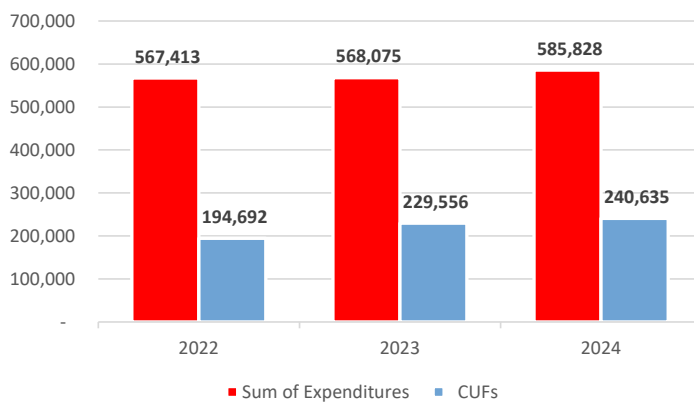


In 2024, the 10th Judicial District Office of the Public Defender received \$599,776 in total revenues. Of the total revenues received, 40% of funding was derived from Conviction and User Fees (CUFs), compared to the statewide average of 31%. Sixty percent of district office funding was derived from state supplemental assistance.

Statutory Conviction and User Fees (CUFs) Judicial District Indigent Defender Fund

Revenue Stream	Statutory Authority
Special Court Costs (\$45)	R.S. 15:168(B)
Mayor's Court	R.S. 33:441)
Application Fee (\$40)	R.S. 15:175)
Partial Reimbursement	R.S. 15:176)
Bond Forfeiture	R.S. 15:571.11)
Civil Forfeiture (RICO)	R.S. 15:1356)
Posting of Criminal Bond (\$2)	R.S. 15:85.1)
Commercial Surety Bonds (\$45)	R.S. 22:822)

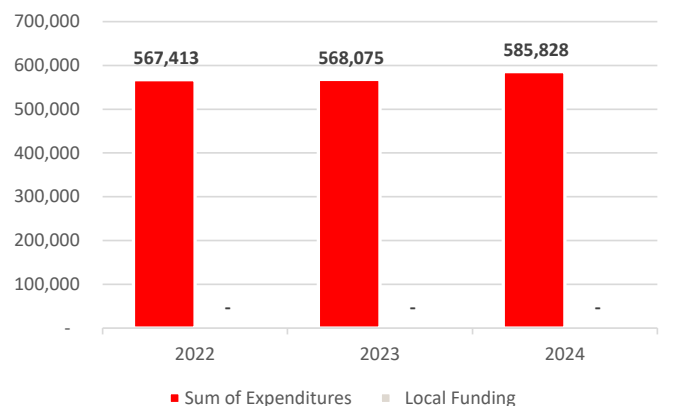
Comparison of 2024 Expenditures to CUFs



Louisiana's Public Defense System is intended to be funded primarily by Conviction and User Fees (CUFs). CUFs are comprised of eight statutes that require district court judges, city court judges, and mayors to assess fines or fees on people who have been convicted of a crime, traffic violation, or ordinance. CUFs are also generated by other actions in the criminal justice system such as bond fees, forfeitures, and application fees.

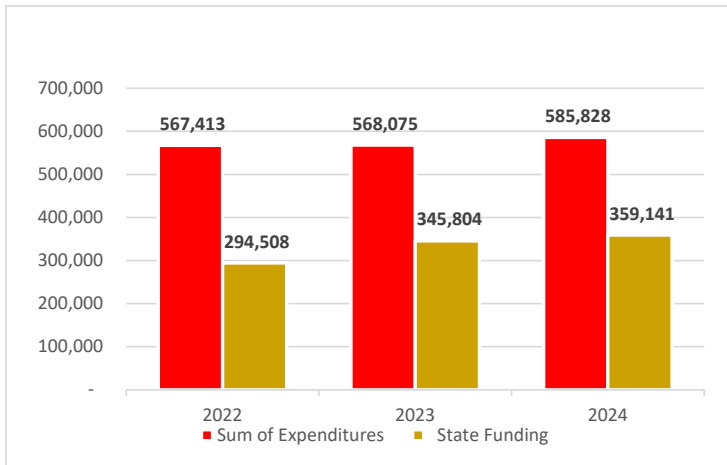
What was intended to serve as the primary funding source for public defenders only accounted for 41% of the office's expenditures in CY 2024. As costs have risen due to inflation and increased attorney fees, CUF collections have not kept up, increasing the office's reliance on other funding streams.

Comparison of 2024 Expenditures to Local Revenues



In 2024, the 10th Judicial District Office of the Public Defender did not receive any local funding or in-kind support from the local government.

Comparison of 2024 Expenditures to State Funding



The failure of the public defender's system unstable funding stream has resulted in an increased reliance on state supplemental assistance for solvency in Natchitoches Parish. During Calendar Year 2024, the office received state funding totaling nearly 61% of the office's expenditures. State supplemental assistance has increased each of the last two years as the office's expenses have increased because of inflation and increased attorney costs.

The 10th Judicial District Office of the Public Defender is comprised of a single parish, Natchitoches.

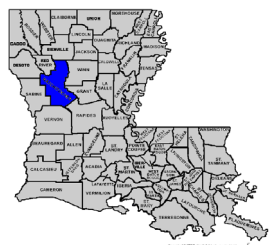
Public Defender's represent indigent persons accused of a crime or involved in Child in Need of Care matters across 3 sections of court.

In the 10th Judicial District, Public Defenders handle juvenile delinquency, Child in Need of Care, misdemeanor, and felony cases.

Number of Parishes in the Judicial District	Number of Weighted Sections of Court
1	3



During Calendar Year 2024, the 10th Judicial District Office of the Public Defender represented 915 individuals in 1,598 total cases. Undoubtedly, a significant portion of the cases handled during 2024 were rooted in the effects of Louisiana's mental health and substance abuse crises. As the Office of the State Public Defender seeks a stable, reliable, and adequate funding stream that is not reliant on Conviction and User Fees (CUFs) we also seek to have a criminal justice system that we can pay for. A system that focuses on non-carceral rehabilitative interventions when appropriate.



THE 10TH JDC PUBLIC DEFENDERS' OFFICE

Parish(es) & Seat(s)	Natchitoches - Natchitoches
Population	37,515
District Defender	Brett Brunson
Years as District Defender	18
Before Becoming District Defender, Years in Public Defense	6
Does the District Defender Maintain a Private Practice? If NO, Simply Enter a Zero. If Yes, Enter the Number of Estimated Hours Per Month on Average	0
Office Manager	Brianna Stelly
Primary Office Street Address	710 Third Street
City	Natchitoches
ZIP	71457
Days of Week Open (M-F) and Office Hours (am -pm)	M - F 8:30 - 4:30
Primary Phone	318-352-9311
Primary Mailing Address	PO Box 12, Natchitoches, LA 71458
Primary Fax Number	318-352-8019
Primary Emergency Contact	Brett Brunson
Primary Emergency Phone	318-471-9806 - cell
Secondary Emergency Contact	Brianna Moore
Secondary Emergency Phone	337-552-7722
Other District Office(s) Physical and Mailing Addresses and Phone Numbers	None
Other District Office Contact Personnel (Primary Only)	None
Name of Owner(s) of Office(s)/Building (i.e., Lessor)	McCoy, Roberts & Begnaud, L.L.C.
If The Office Does Not Own Its Building(s) AND Pays No Rent, Indicate The Source Of Office Space Support	N/A
Total Annual Cash Support by Local Appropriation or Tax/Millage (indicate if this figure is an estimate)	0
# And Job Titles Of All Staff Whose Wages Are Provided By Local Government	N/A
Total PDO Staff Costs <u>Provided by Local Government</u>	N/A

# of Workers with Retirement Benefits <u>Paid by Local Government</u>	0
Total Annual Cost of Retirement Benefits <u>Paid by Local Government</u> (if unknown enter "UNK")	0
# of Workers with Health Benefits Paid by Local Government	0
Total Annual Cost of Health Benefits Paid by Local Government (if unknown enter "UNK")	0
List Any Other Local In-Kind Contributions Or Other Support From Local Government	0
Courts and Locations	10th Judicial District Court, Natchitoches Parish, 200 Church Street, Natchitoches, 71457; Natchitoches City Court, 314 Amulet Street, Natchitoches, 71457.
Number of Divisions/Sections of Criminal Court for Each Court in District (Include District Court, CRIMINAL District Court, City Court, Municipal Court, Mayor's Court, etc.) For Which your Office Provides Representation	3 - 2 District Court Division and 1 City Court
Name of Adult Detention Facilities in This District	Natchitoches Parish Detention Center, 299 Edwina Drive, Natchitoches, LA, 71457
Name of Adult Detention Facilities Outside the District Which Hold Clients	Avoyelles Parish Detention Center, Richland Parish Jail.
Name of Juvenile Detention Facilities In This District	N/A
Name of Juvenile Detention Facilities Outside the District Which Hold Clients	N/A
Do Your Courts Routinely Bring Juveniles Before The Judge In Shackles If They Are Being Held In Detention Or Secure Custody At The Time Of The Hearing? Note That Ch. Code Art. 408 Forbids Routine Shackling	Yes. At request of counsel, they allow removal.
District Attorney	Billy Joe Harrington
Chief Judge of Criminal District Court	Lala Sylvester
Juvenile Court Judges (Specify District of City Court)	Desiree Dyess
Drug Court Judges	Yes. Lala Sylvester
Mental Health Court Judges	No
Other Specialty Court	Yes. Robert Owsley
Name of Specialty and Brief Description:	City Court - Adult Misdemeanor, FINS, CINC, and Juvenile Delinquency
Short Term Critical Issue Areas	DAF
Long-Term Critical Issue Areas and other External Factors (outside of your control) that Negatively Affect the Delivery of Services in Your District	DAF
2024 Media Coverage and/or Major Accomplishments	In the past two years the 10th has experienced a complete turnover of contract attorneys handling the caseloads. David Williams was elected judge in Rapides Parish. Joe Beck was hired as the Chief Public Defender in Grant Parish, Verity Gentry was elected judge in Sabine Parish, Kathryn Cooper went into private practice and Ed Colbert became an assistant district attorney.

Describe Supervisory Structure in Your District (For Attorneys and Non-Attorneys)	We are small, so I directly supervise all staff and contract attorneys.
Medical Benefits for Any Staff, Please Describe, Noting Who Pays For the Benefit	No.
Number of Cases Involving Children Under Age 18 (prior to April 19, 2024), and Children Under Age 17 (After April 19, 2024) in Your District That Were Directly Filed in Adult Court or Transferred to Adult Court in 2024	0
Number of Cases Involving Children Under Age 18 (prior to April 19, 2024), and Children Under Age 17 (After April 19, 2024) in Your District in Which a Transfer of a Child to Adult Court was Denied	N/A
Please Provide the Names of All State Representatives and Senators from Your District	Jay Luneau and Alan Seabaugh, State Senators. State Representatives are: Gabe Firment, District 22; Shaun Raphael Mena, District 23; Rodney Schemerhorn, District 24.
What Changes Have You Implemented in Your District Office in 2024 That Have Improved the Delivery of Public Defender Services?	We use a rotating schedule for attorneys to attend 72 hr. hearings and encourage them to see their clients at the detention center when we are out there. The District Defender and paralegal assist attorneys in preparing for trial and trying cases. We use a team approach to trials and trial preparation, particularly crime scene investigation and voir dire preparation. Attorneys are encouraged to file motions for preliminary examination, bond reduction and discovery as soon as they receive their appointment notices. They are also encouraged to engage in creative pre-trial motion practice. The use of which creates earlier opportunities for cases to be dismissed or for reaching reasonable plea agreements. Local funding is closely monitored.

10th District Defender Office CY 2024 Caseloads & Outcomes

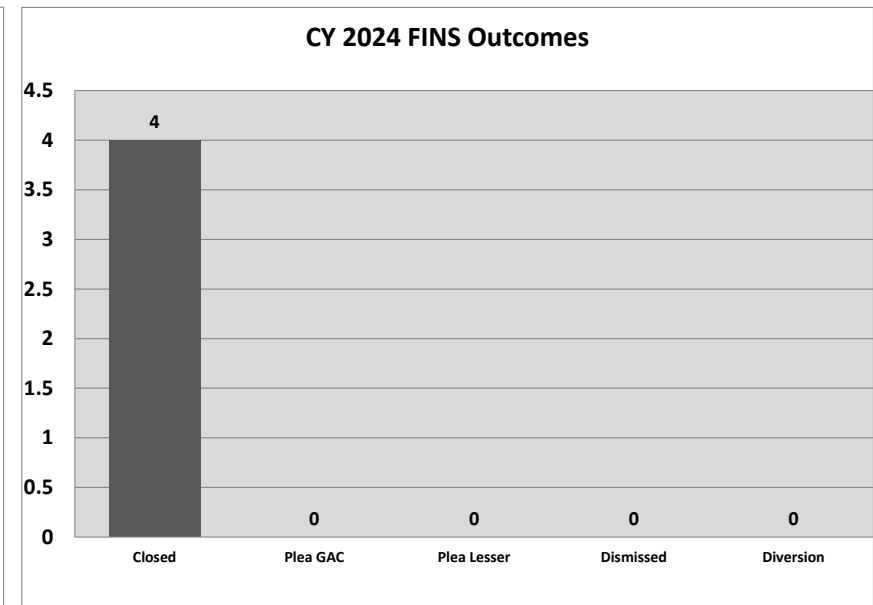

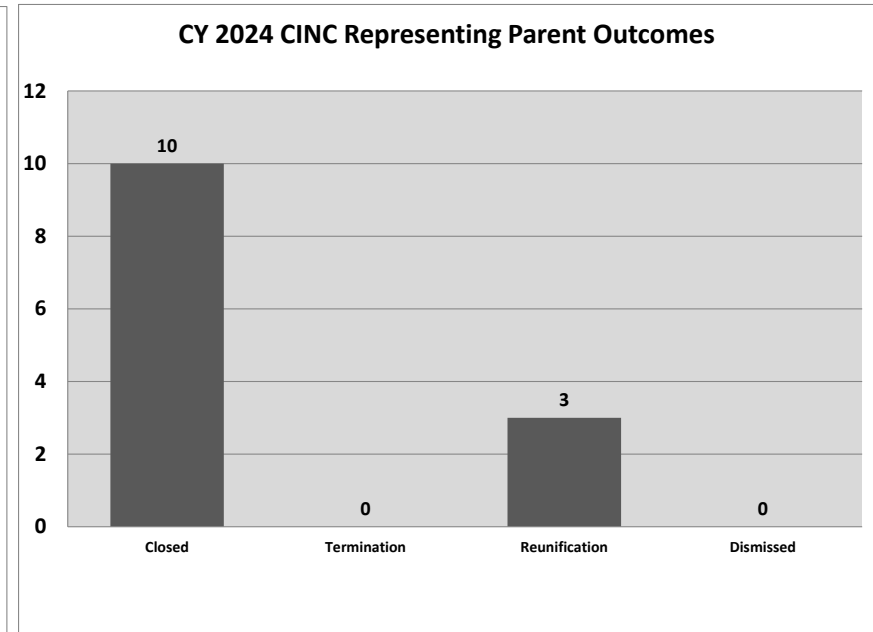
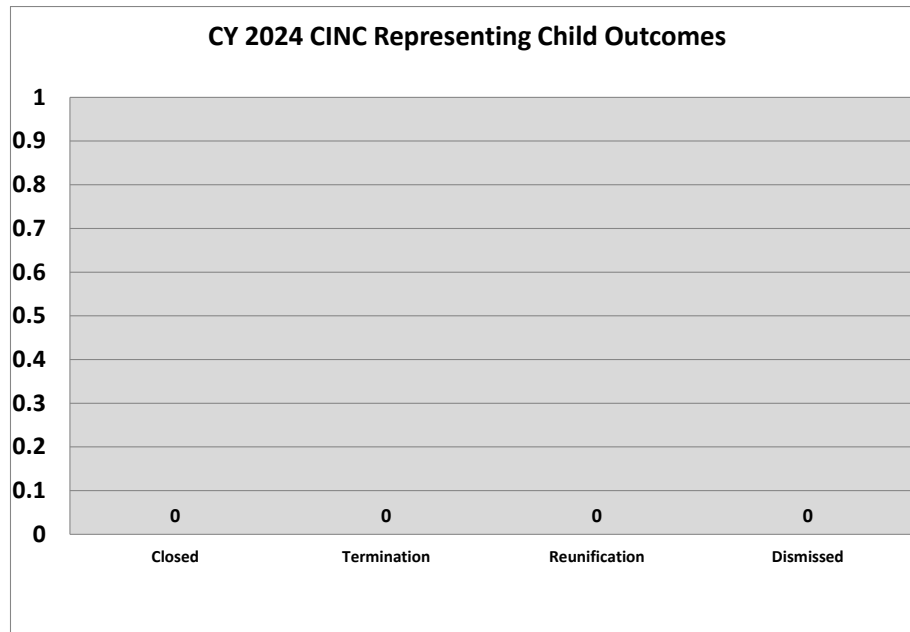
Case Type	New Cases 01/1/2024- 12/31/2024	Closed Cases 01/1/2024- 12/31/2024	Pending Cases* (# of Cases pending on 12/31/2023)	# of Cases pending on 12/31/2023 plus New Cases Received 01/1/2024- 12/31/2024	# Cases Resulting in Termination of Parental Rights	# Cases Resulting in Reunification	# Charges with Admit/Guilty Plea to Current Offense	# Charges with Plea of Guilty to Lesser Charge	# Charges Resulting in Dismissal	# Charges Resulting in Diversion or Deferred Disposition	# Jury Trials: Found Not Guilty	# Jury Trials: Found Guilty	# Judge Trials: Found Not Guilty	# Judge Trials: Found Guilty	Total Trials
Child Support	0	0	0	0	N/A	N/A	N/A	N/A	0	N/A	N/A	N/A	N/A	N/A	0
CINC-Child	0	0	0	0	0	0	N/A	N/A	0	N/A	N/A	N/A	N/A	N/A	0
CINC-Parent	30	10	13	43	0	3	N/A	N/A	0	N/A	N/A	N/A	N/A	N/A	0
Termination	0	0	0	0	0	0	N/A	N/A	0	N/A	N/A	N/A	N/A	N/A	0
FINS	0	4	4	4	N/A	N/A	0	0	0	0	N/A	N/A	N/A	N/A	0
Delinquency Misdemeanor	16	18	16	32	N/A	N/A	2	0	5	0	N/A	N/A	0	1	1
Delinquency Felony	30	42	33	63	N/A	N/A	8	1	33	0	N/A	N/A	0	0	0
Delinquency-Life	1	1	0	1	N/A	N/A	0	0	1	0	N/A	N/A	0	0	0
Juvenile Revocations	0	0	0	0	N/A	N/A	0	0	0	N/A	N/A	N/A	N/A	N/A	0
Adult Misdemeanor*	393	217	168	561	N/A	N/A	56	20	193	0	0	1	0	1	2
Adult Felony Non-LWOP**	432	290	366	798	N/A	N/A	58	38	195	0	0	0	0	7	7
Adult LWOP	1	5	5	6	N/A	N/A	2	1	3	0	0	1	0	0	1
Capital***	0	0	1	1	N/A	N/A	0	1	0	0	0	0	0	0	0
Revocations	71	49	18	89	N/A	N/A	0	0	0	0	N/A	N/A	N/A	N/A	0
PCR	0	0	0	0	N/A	N/A	N/A	N/A	N/A	N/A	N/A	N/A	0	0	0
SOAP	0	0	0	0	N/A	N/A	N/A	N/A	N/A	N/A	N/A	N/A	N/A	N/A	0

NOTE: Charges columns include all charges filed in association with a particular Case Type, regardless of each charge's severity.

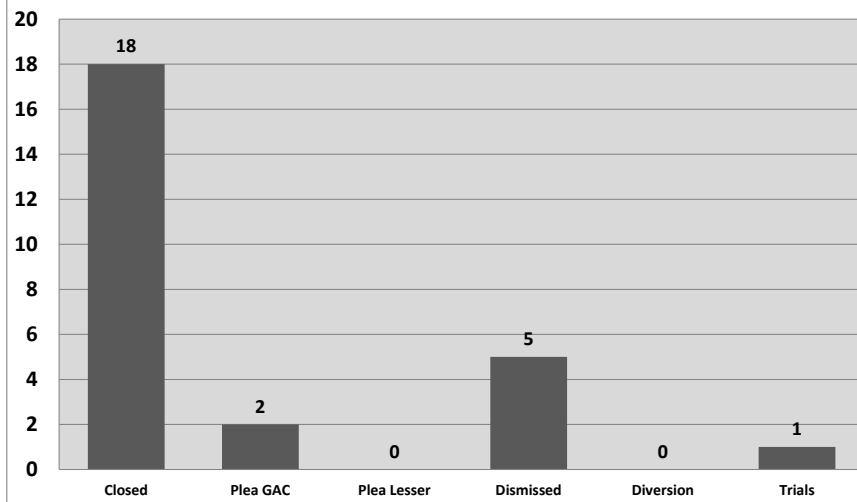
*Includes Traffic, Parish/Municipal Ordinances, Extradition and Unclassified Cases

**Life Without Parole

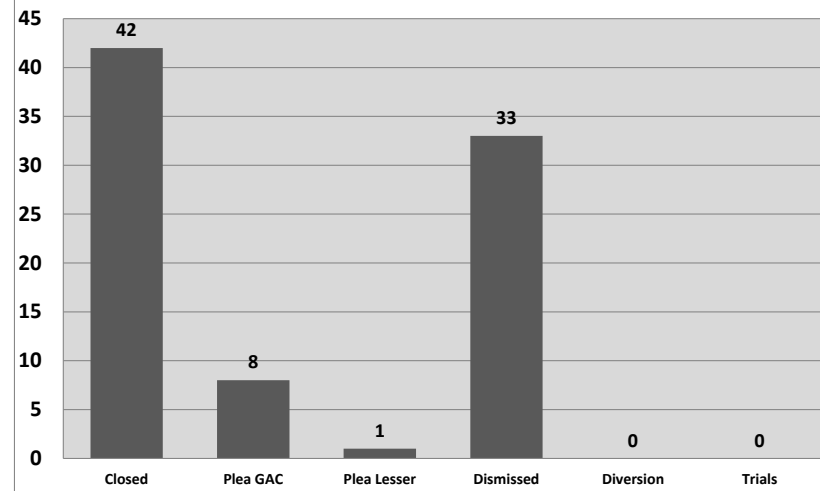
***Capital cases may include cases initially opened by the district office and transferred to a program office at some later stage in the proceedings.



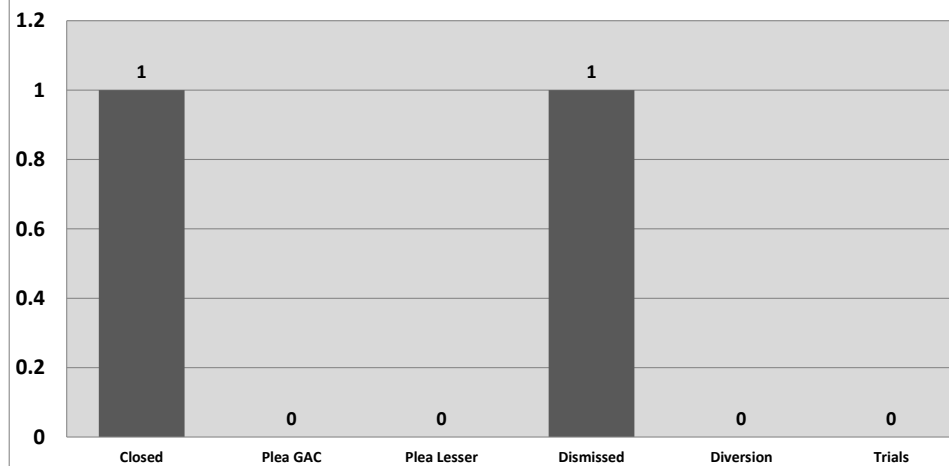
CY 2024 Delinquency Misdemeanor-Grade Outcomes



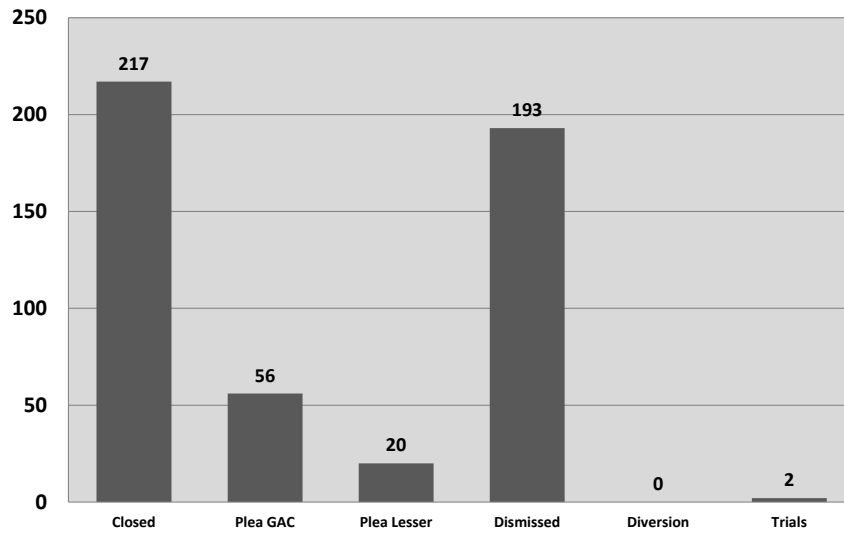
CY 2024 Delinquency Felony-Grade Outcomes



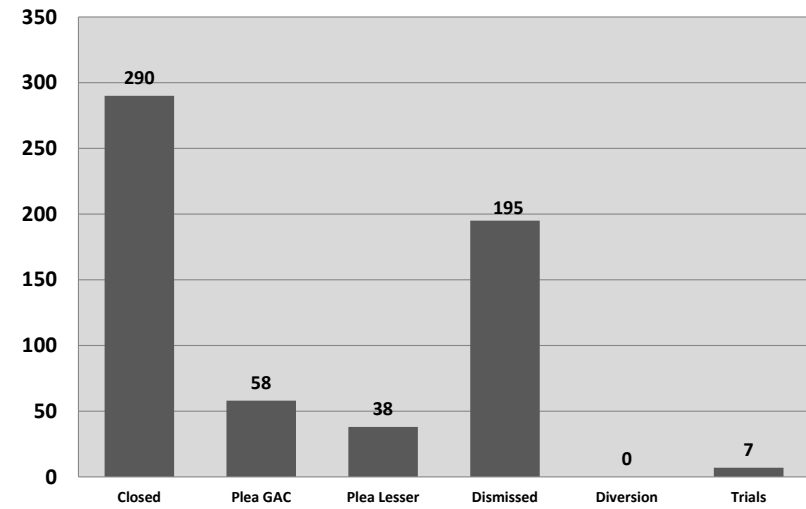
CY 2024 Delinquency Life Outcomes



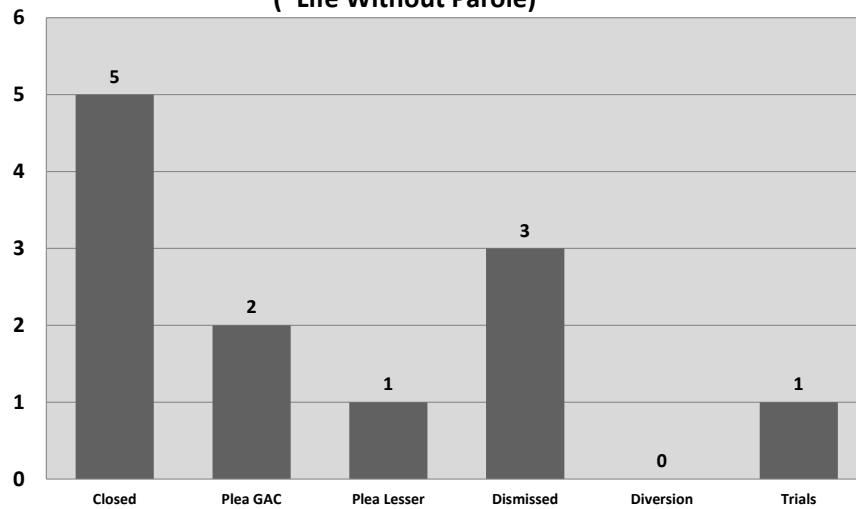
CY 2024 Adult Misdemeanor Outcomes



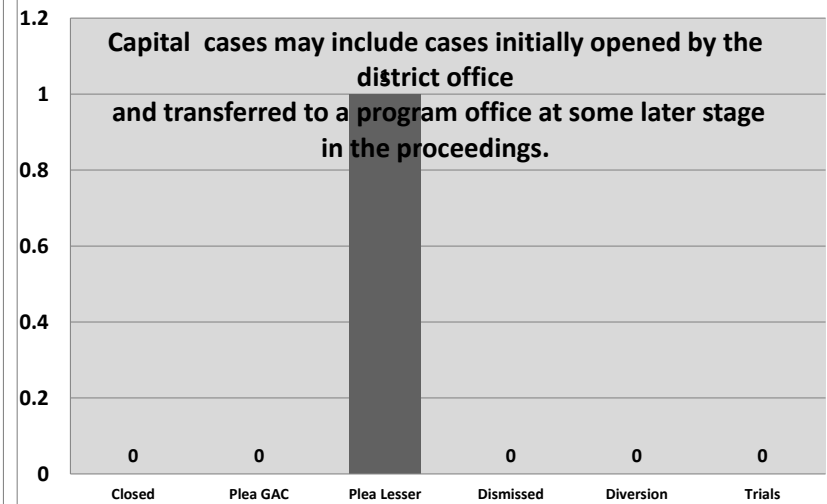
**CY 2024 Adult Felony Non-LWOP* Outcomes
(*Life Without Parole)**



**CY 2024 Adult Felony LWOP* Outcomes
(*Life Without Parole)**



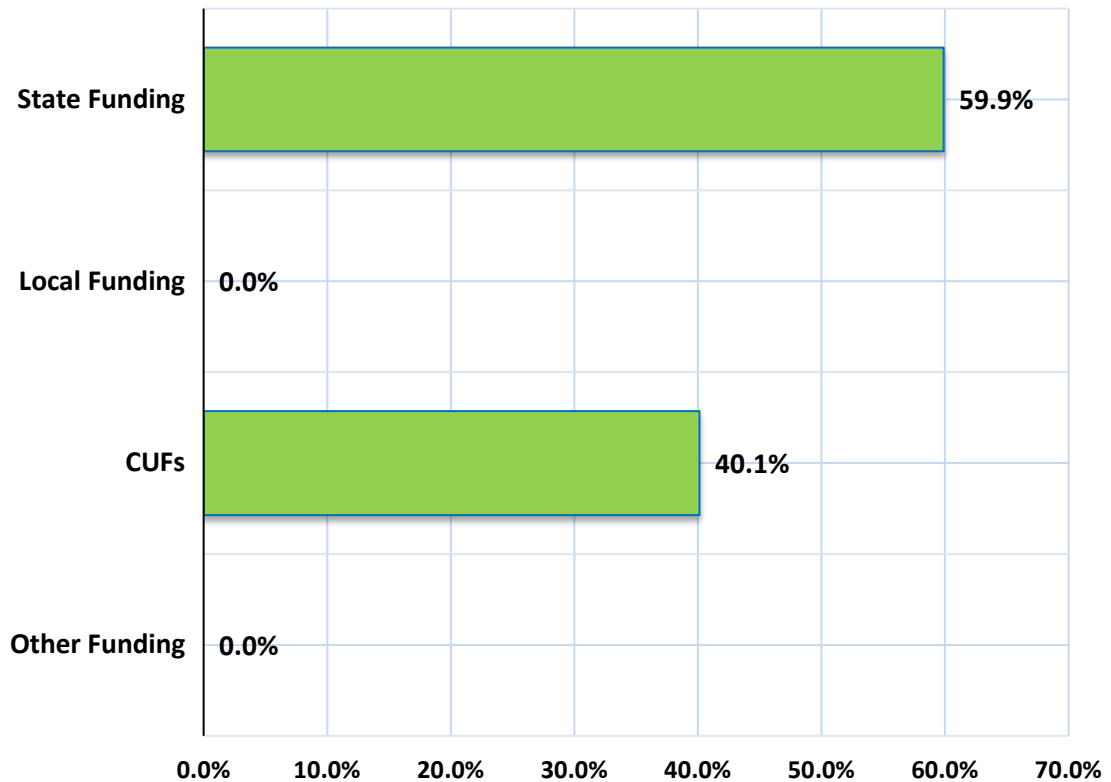
CY 2024 Capital Outcomes



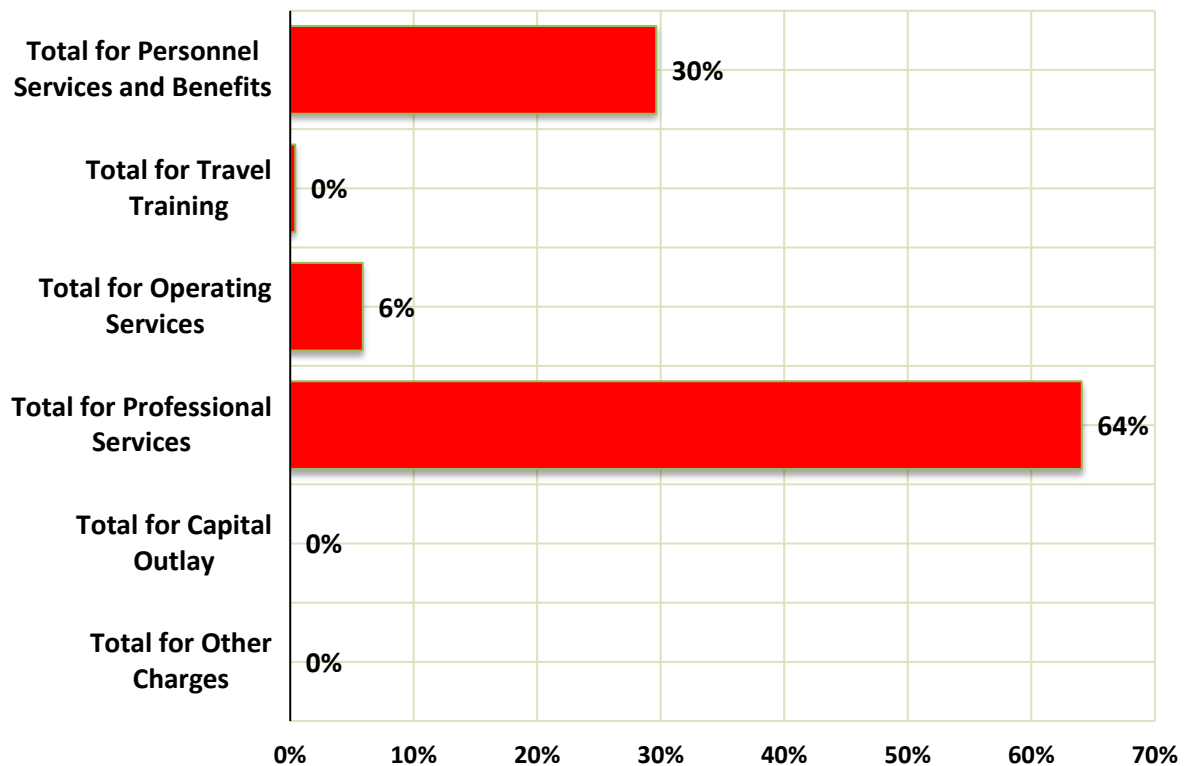
District 10 CY2024	Total CY2024
District Defender: Brett Brunson	
REVENUE	
Federal Government	
Grants - Direct	-
Grants - Indirect (pass thru State)	-
Total for Federal Government	-
State Government	
Department of Corrections	-
Child in Need of Care (CINC)	-
District Assistance Fund (DAF)	321,563.74
Supplemental/Emergency Funds	37,577.58
Grants	-
Other State Income -List source(s)	-
Total for State Government	359,141.32
Local Government	
Appropriations - General	-
Appropriations - Special	-
Taxes - Millages, Sales, Special, & Other	-
Condition of Probation	-
Criminal Bond Fees [\$2 per bonded case as per 15:85.1] and Surety Bond Licensing Fees [per 22:822 B]	27,604.62
Traffic Camera	-
Grants	-
Other Local Income -List source(s)	-
\$45 Special Court Costs [R.S. 15:168.B(1)] and \$35 Mayor's Court Costs	-
Criminal District Court	-
City & City-Ward Courts	-
Judicial District Courts	-
Juvenile Court	-
Mayor's Court (\$35 Special Court Costs for Mayor's Court Only)	-
Magistrates' Courts	-
Municipal Court	31,542.77
Parish Courts	-
Traffic Court	-
Non-itemized, lump sum collected and remitted by all courts	107,666.06
Non-Itemized lump sum assessed by the court; collected and remitted by the Sheriff(s)	71,613.70
Non-Itemized lump sum assessed by the court; collected and remitted by the Police Juries	-
Total for \$45 Special Court Costs [R.S. 15:168.B(1)] and \$35 Mayor's Court Costs	210,822.53
Charges For Services	
\$40 Indigent Defense Application Fees [as per 15:175 A (1)(f)]	2,207.89
Partial Attorney Fees Reimbursements [as per 15:176]	-
Other Reimbursements	-
Other Local Income -List source(s)	-
Total for Charges For Services	2,207.89
Total for Local Government	240,635.04
Investment Earnings	
Interest Income	-
Other Investment Income - List source(s)	-
Total for Investment Earnings	-
Other Sources (Grants & Contributions)	
Non-Profit Organizations	-
Private Organizations	-
Corporate	-
Other - List source(s)	-
Total for Other Sources (Grants & Contributions)	-
Total for REVENUE	599,776.36

District 10 CY2024	Total CY2024
District Defender: Brett Brunson	
EXPENDITURES	
Personnel Services and Benefits	
Salaries	161,222.80
Accrued Leave	-
Payroll Taxes	12,333.55
Hospitalization and Disability Insurance	-
Retirement	-
Other	-
Total for Personnel Services and Benefits	173,556.35
Travel/Training	
Parking/Auto Tolls	-
Travel/Lodging/Per Diem/Mileage	2,431.13
Total for Travel/Training	2,431.13
Operating Services	
Advertisements	-
Workers' Compensation	2,029.00
Insurance - Malpractice	7,690.00
Insurance - Auto/Physical Liability	-
Insurance - Other	-
Lease - Office	12,000.00
Lease - Auto/Equipment	770.56
Lease - Other	42.88
Office Repair and Maintenance	2,427.63
Office - Telephone/Utilities/Postage/Internet	4,013.78
Dues and Seminars	2,175.00
Law Library/Journals/Subscriptions	2,331.93
Office Supplies	966.50
Total for Operating Services	34,447.28
Professional Services	
Audit/Accounting Expense	5,393.38
Contract Clerical	31,800.00
Expert Witness	4,000.00
Investigators	30,000.00
Interpreters	-
Social Workers	-
Capital Representation	-
Conflict	1,800.00
Contract - Juvenile Attorneys or CINC	75,600.00
Misdemeanor Attorney Contracts	-
Contract Attorneys - all other	226,800.00
IT/Technical Support	-
Total for Professional Services	375,393.38
Capital Outlay	
Major Acquisitions	-
Total for Capital Outlay	-
Other Charges	
Other Operating Expenses	-
Total for Other Charges	-
Total for EXPENDITURES	585,828.14
<p>"Note that some data in this report may change due to district corrections or revisions."</p>	

CY24 REVENUES



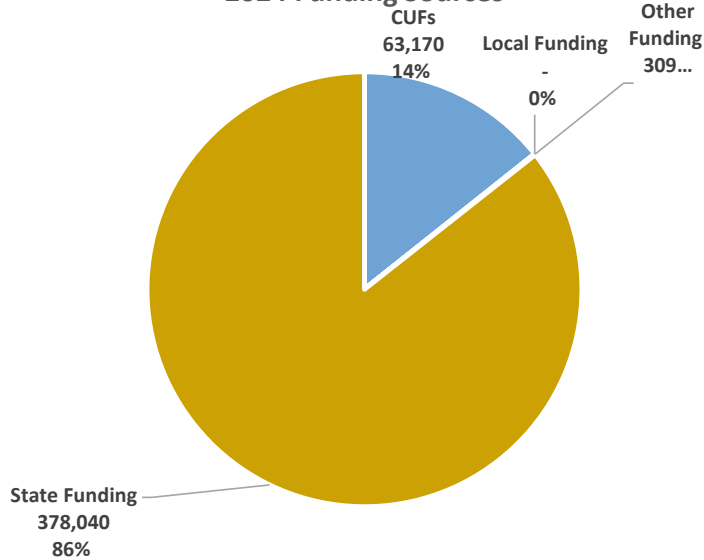
CY24 EXPENDITURES





-170-

2024 Funding Sources

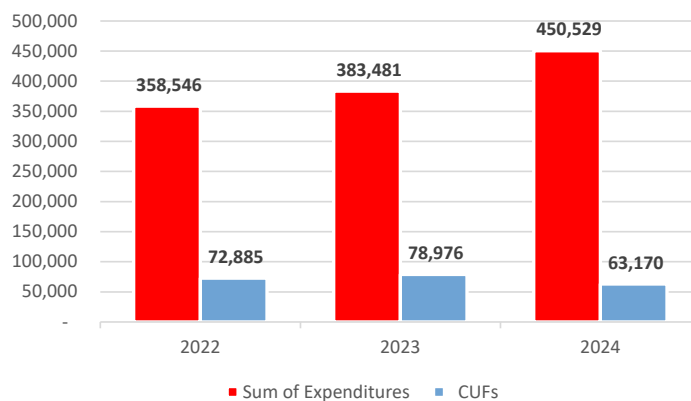


In 2024, the 11th Judicial District Office of the Public Defender received \$441,519 in total revenues. Of the total revenues received, only 14% of funding was derived from Conviction and User Fees (CUFs). Eighty-six percent of district office funding was derived from state supplemental assistance. *Please note that some data provided by the district have not been verified by OSPD. Data in this report may change due to district revisions.

Statutory Conviction and User Fees (CUFs) Judicial District Indigent Defender Fund

Revenue Stream	Statutory Authority
Special Court Costs (\$45)	R.S. 15:168(B)
Mayor's Court	R.S. 33:441)
Application Fee (\$40)	R.S. 15:175)
Partial Reimbursement	R.S. 15:176)
Bond Forfeiture	R.S. 15:571.11)
Civil Forfeiture (RICO)	R.S. 15:1356)
Posting of Criminal Bond (\$2)	R.S. 15:85.1)
Commercial Surety Bonds (\$45)	R.S. 22:822)

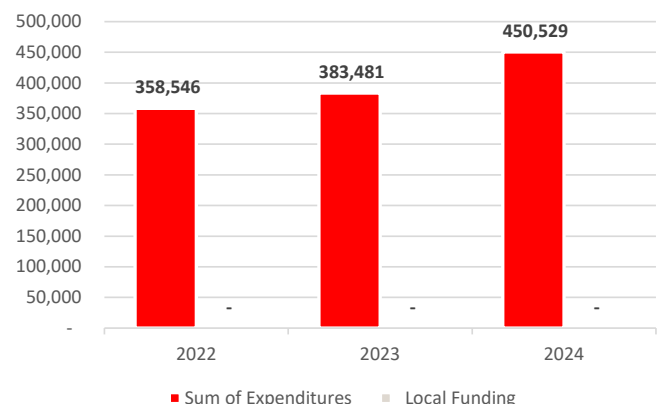
Comparison of 2024 Expenditures to CUFs



Louisiana's Public Defense System is intended to be funded primarily by Conviction and User Fees (CUFs). CUFs are comprised of eight statutes that require district court judges, city court judges, and mayors to assess fines or fees on people who have been convicted of a crime, traffic violation, or ordinance. CUFs are also generated by other actions in the criminal justice system such as bond fees, forfeitures, and application fees.

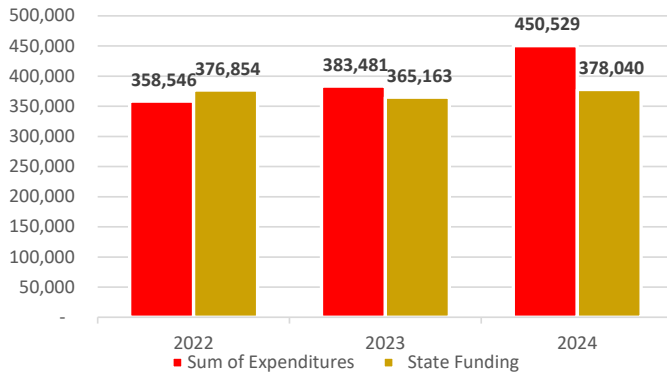
What was intended to serve as the primary funding source for public defenders only accounted for 14% of the office's expenditures in CY 2024. *Please note that some data provided by the district have not been verified by OSPD. Some data in this report may change due to district corrections or revisions.

Comparison of 2024 Expenditures to Local Revenues



In 2024, the 11th Judicial District Office of the Public Defender did not receive any local funding or in-kind support from the local governments within the district.

Comparison of 2024 Expenditures to State Funding



The failure of the public defender's system unstable funding stream has resulted in an increased reliance on state supplemental assistance for solvency in Sabine Parish. During Calendar Year 2024, the office received state funding totaling nearly 84% of the office's expenditures.

The 11th Judicial District Office of the Public Defender is comprised of a single parish, Sabine.

Public Defender's represent indigent persons accused of a crime or involved in Child in Need of Care matters across 1 section of court.

In the 11th Judicial District, Public Defenders handle juvenile delinquency, Child in Need of Care, misdemeanor, and felony cases.

Number of Parishes in the
Judicial District

Number of Weighted
Sections of Court

1

1

District 11 Total Cases Handled
in 2024 → 1,656

Individuals
Represented in CY24 → 1,150

Adult Misdemeanors

Adult Felonies &
LWOPs

Delinq. & FINS
Cases

CINC &
Termination

718

745

120

73

During Calendar Year 2024, the 11th Judicial District Office of the Public Defender represented 1,150 individuals in 1,656 total cases. Undoubtedly, a significant portion of the cases handled during 2024 were rooted in the effects of Louisiana's mental health and substance abuse crises. As the Office of the State Public Defender seeks a stable, reliable, and adequate funding stream that is not reliant on Conviction and User Fees (CUFs) we also seek to have a criminal justice system that we can pay for. A system that focuses on non-carceral rehabilitative interventions when appropriate.



THE 11TH JDC PUBLIC DEFENDERS' OFFICE

Parish(es) & Seat(s)	Sabine - Many
Population	21,906
District Defender	Brian C. McRae
Years as District Defender	4
Before Becoming District Defender, Years in Public Defense	29
Does the District Defender Maintain a Private Practice? If NO, Simply Enter a Zero. If Yes, Enter the Number of Estimated Hours Per Month on Average	0
Office Manager	Cheri Sewell
Primary Office Street Address	94 Polk St., Suite 202
City	Mansfield
ZIP	71052
Days of Week Open (M-F) and Office Hours (am -pm)	Open 8:00 - 4:00, Monday thru Friday
Primary Phone	318-872-6250
Primary Mailing Address	P.O. Box 1004 Mansfield La. 71052
Primary Fax Number	318-872-6262
Primary Emergency Contact	Brian C. McRae
Primary Emergency Phone	318-286-2486
Secondary Emergency Contact	Cheri Sewell
Secondary Emergency Phone	318-461-3218
Other District Office(s) Physical and Mailing Addresses and Phone Numbers	N/A
Other District Office Contact Personnel (Primary Only)	Cheri Sewell Cell : 318-461-3218
Name of Owner(s) of Office(s)/Building (i.e., Lessor)	Citizen's National Bank
If The Office Does Not Own Its Building(s) AND Pays No Rent, Indicate The Source Of Office Space Support	N/A
Total Annual Cash Support by Local Appropriation or Tax/Millage (indicate if this figure is an estimate)	None
# And Job Titles Of All Staff Whose Wages Are Provided By Local Government	None
Total PDO Staff Costs <u>Provided by Local Government</u>	None

# of Workers with Retirement Benefits <u>Paid by Local Government</u>	None
Total Annual Cost of Retirement Benefits <u>Paid by Local Government</u> (if unknown enter "UNK")	None
# of Workers with Health Benefits Paid by Local Government	None
Total Annual Cost of Health Benefits Paid by Local Government (if unknown enter "UNK")	None
List Any Other Local In-Kind Contributions Or Other Support From Local Government	None
Courts and Locations	11 JDC Sabine Parish, Many, Louisiana, Mayor's Court, Many, Louisiana
Number of Divisions/Sections of Criminal Court for Each Court in District (Include District Court, CRIMINAL District Court, City Court, Municipal Court, Mayor's Court, etc.) For Which your Office Provides Representation	One division
Name of Adult Detention Facilities in This District	Sabine Parish Detention Center, P.O. Box 1550, Many La. 71449
Name of Adult Detention Facilities Outside the District Which Hold Clients	N/A
Name of Juvenile Detention Facilities In This District	None
Name of Juvenile Detention Facilities Outside the District Which Hold Clients	Ware Youth Center, Coushatta La.
Do Your Courts Routinely Bring Juveniles Before The Judge In Shackles If They Are Being Held In Detention Or Secure Custody At The Time Of The Hearing? Note That Ch. Code Art. 408 Forbids Routine Shackling	No
District Attorney	Don M. Burkett
Chief Judge of Criminal District Court	Verity Gentry
Juvenile Court Judges (Specify District of City Court)	Verity Gentry
Drug Court Judges	N/A
Mental Health Court Judges	N/A
Other Specialty Court	N/A
Name of Specialty and Brief Description:	N/A
Short Term Critical Issue Areas	Critical shortfall in revenue. The 11th has little/no concern and is unwilling to change anything. Uncertainty in revenue source makes it difficult to plan and impossible to grow and improve my program.
Long-Term Critical Issue Areas and other External Factors (outside of your control) that Negatively Affect the Delivery of Services in Your District	Current District Judge makes it extremely difficult to practice in her courtroom
2024 Media Coverage and/or Major Accomplishments	None
Describe Supervisory Structure in Your District (For Attorneys and Non-Attorneys)	Chief Defender - Brian C. McRae, Assistant District Defender - Richard Woolbert, and staff contract attorneys.

Medical Benefits for Any Staff, Please Describe, Noting Who Pays For the Benefit	No
Number of Cases Involving Children Under Age 18 (prior to April 19, 2024), and Children Under Age 17 (After April 19, 2024) in Your District That Were Directly Filed in Adult Court or Transferred to Adult Court in 2024	0
Number of Cases Involving Children Under Age 18 (prior to April 19, 2024), and Children Under Age 17 (After April 19, 2024) in Your District in Which a Transfer of a Child to Adult Court was Denied	0
Please Provide the Names of All State Representatives and Senators from Your District	Larry Bagley, State Representative, Louie Bernard, Senator
What Changes Have You Implemented in Your District Office in 2024 That Have Improved the Delivery of Public Defender Services?	Current Contract Attorneys are much more experienced. Gained funds for newly created drug court.

11th District Defender Office CY 2024 Caseloads & Outcomes


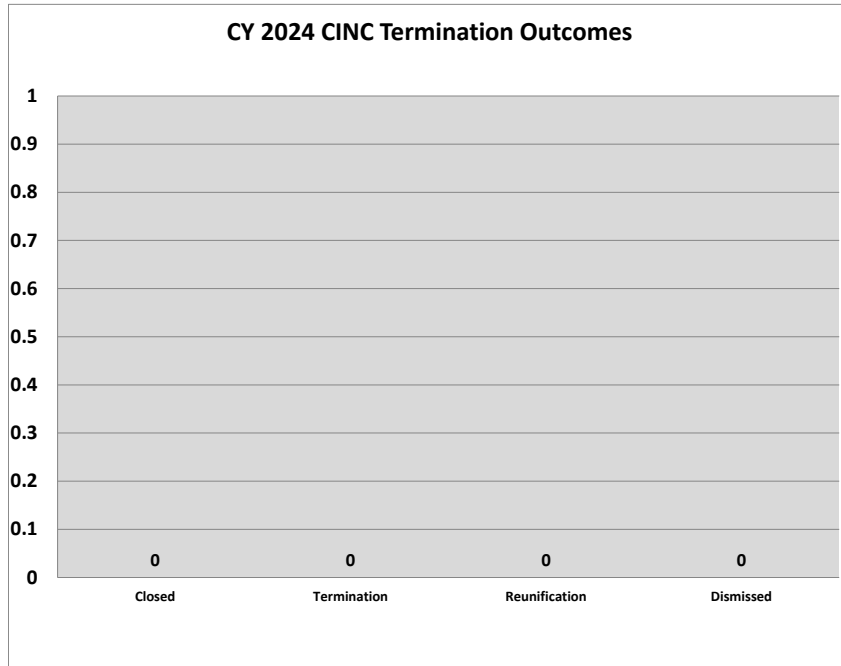
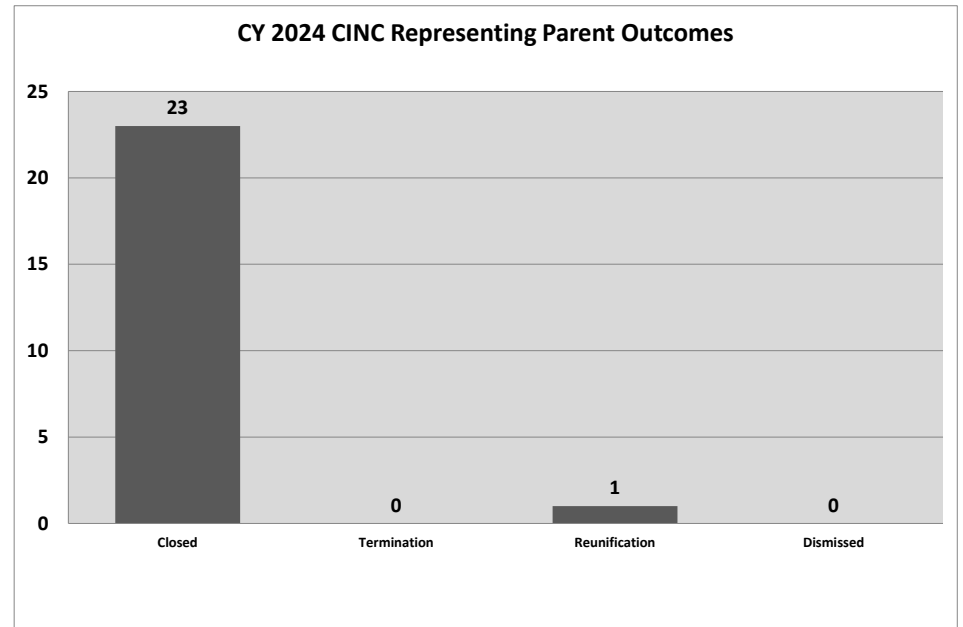
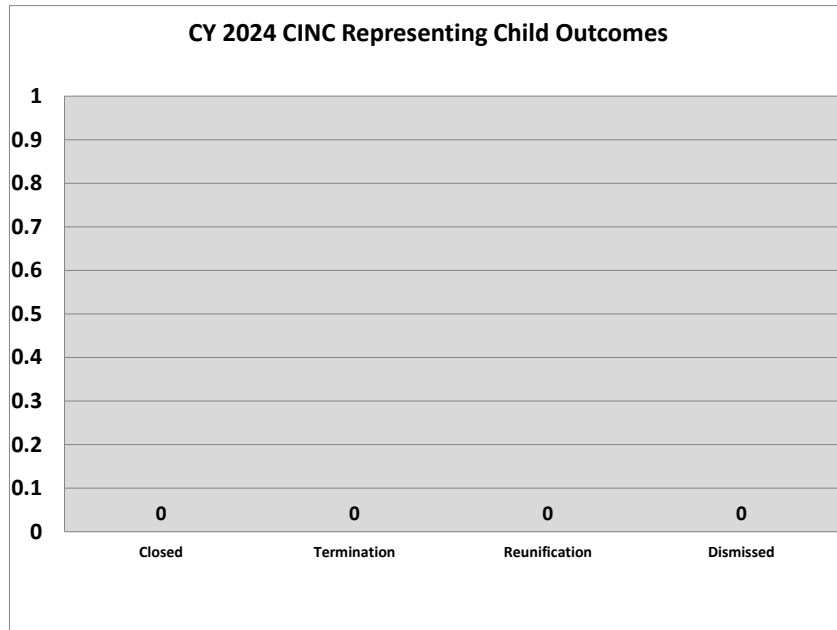
Case Type	New Cases 01/1/2024- 12/31/2024	Closed Cases 01/1/2024- 12/31/2024	Pending Cases* (# of Cases pending on 12/31/2023)	# of Cases pending on 12/31/2023 plus New Cases Received 01/1/2024-12/31/2024	# Cases Resulting in Termination of Parental Rights	# Cases Resulting in Reunification	# Charges with Admit/Guilty Plea to Current Offense	# Charges with Plea of Guilty to Lesser Charge	# Charges Resulting in Dismissal	# Charges Resulting in Diversion or Deferred Disposition	# Jury Trials: Found Not Guilty	# Jury Trials: Found Guilty	# Judge Trials: Found Not Guilty	# Judge Trials: Found Guilty	Total Trials
Child Support	0	0	0	0	N/A	N/A	N/A	N/A	0	N/A	N/A	N/A	N/A	N/A	0
CINC-Child	0	0	0	0	0	0	N/A	N/A	0	N/A	N/A	N/A	N/A	N/A	0
CINC-Parent	42	23	31	73	0	1	N/A	N/A	0	N/A	N/A	N/A	N/A	N/A	0
Termination	0	0	0	0	0	0	N/A	N/A	0	N/A	N/A	N/A	N/A	N/A	0
FINS	0	0	0	0	N/A	N/A	0	0	0	0	N/A	N/A	N/A	N/A	0
Delinquency Misdemeanor	43	52	50	93	N/A	N/A	35	1	5	8	N/A	N/A	0	1	1
Delinquency Felony	23	4	4	27	N/A	N/A	5	0	1	0	N/A	N/A	0	0	0
Delinquency-Life	0	0	0	0	N/A	N/A	0	0	0	0	N/A	N/A	0	0	0
Juvenile Revocations	0	0	0	0	N/A	N/A	0	0	0	N/A	N/A	N/A	N/A	N/A	0
Adult Misdemeanor*	360	416	358	718	N/A	N/A	43	0	90	0	0	2	1	1	4
Adult Felony Non-LWOP**	386	406	275	661	N/A	N/A	85	23	108	0	0	2	0	3	5
Adult LWOP	1	3	6	7	N/A	N/A	0	1	0	0	0	0	0	0	0
Capital***	0	0	0	0	N/A	N/A	0	0	0	0	0	0	0	0	0
Revocations	48	40	29	77	N/A	N/A	0	0	0	0	N/A	N/A	N/A	N/A	0
PCR	0	0	0	0	N/A	N/A	N/A	N/A	N/A	N/A	N/A	N/A	0	0	0
SOAP	0	0	0	0	N/A	N/A	N/A	N/A	N/A	N/A	N/A	N/A	N/A	N/A	0

NOTE: Charges columns include all charges filed in association with a particular Case Type, regardless of each charge's severity.

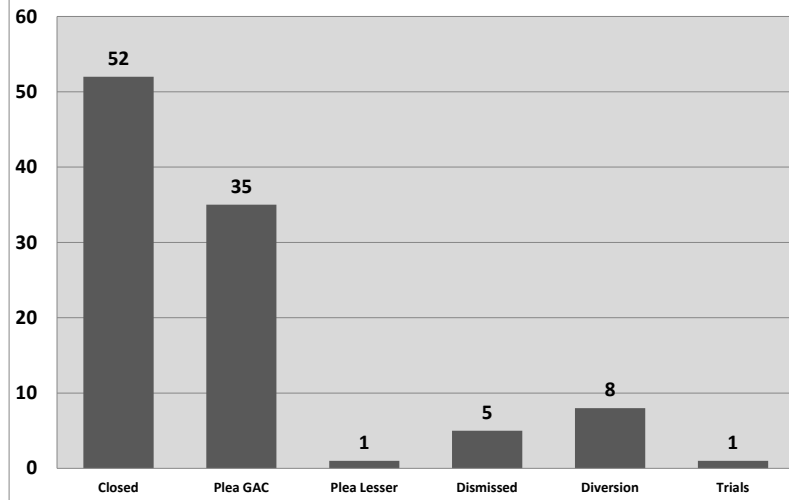
*Includes Traffic, Parish/Municipal Ordinances, Extradition and Unclassified Cases

**Life Without Parole

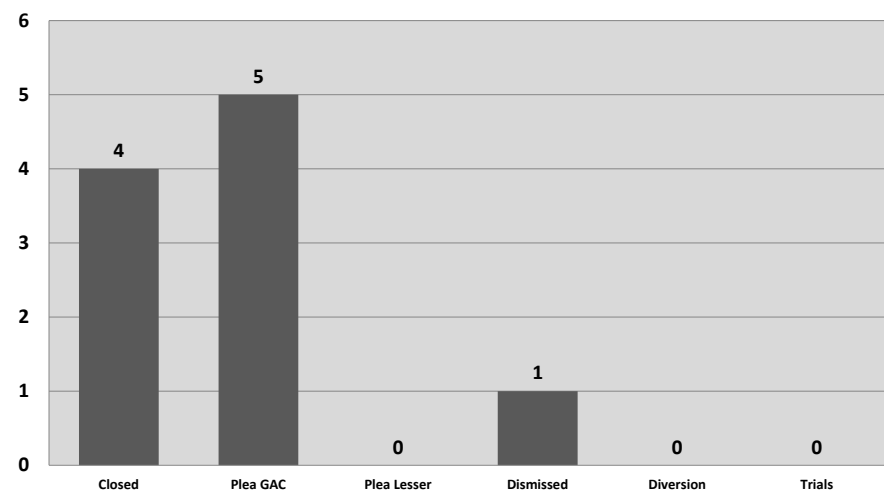
***Capital cases may include cases initially opened by the district office and transferred to a program office at some later stage in the proceedings.



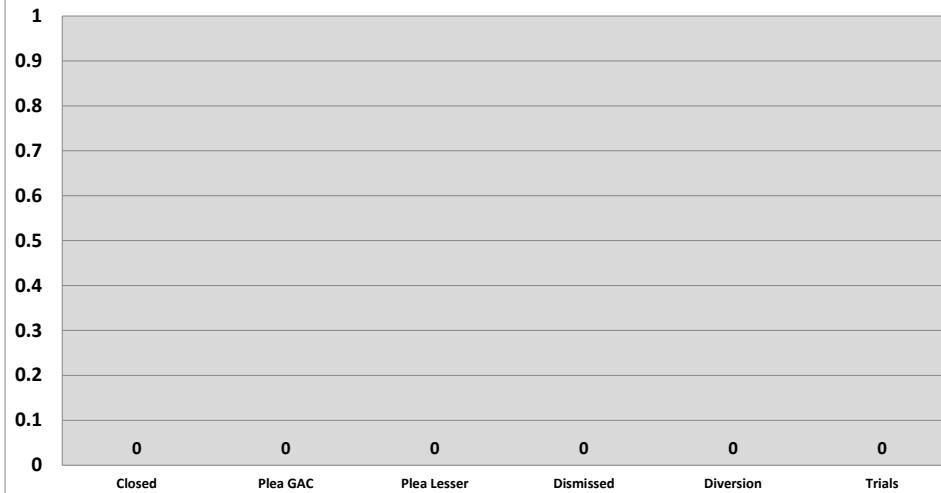
CY 2024 Delinquency Misdemeanor-Grade Outcomes



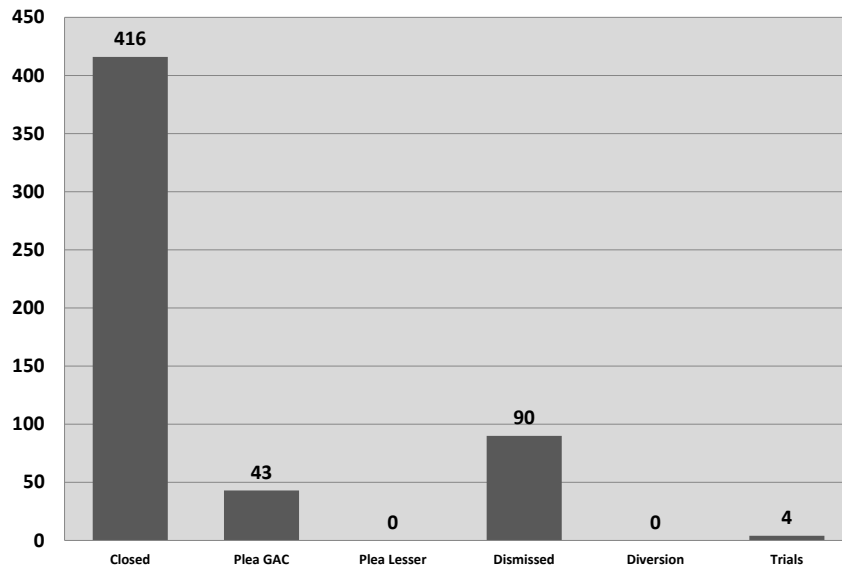
CY 2024 Delinquency Felony-Grade Outcomes



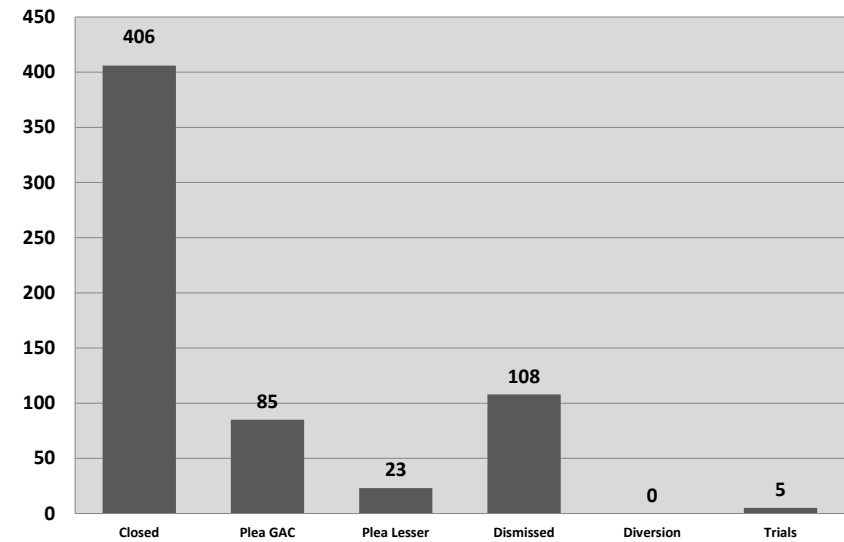
CY 2024 Delinquency Life Outcomes



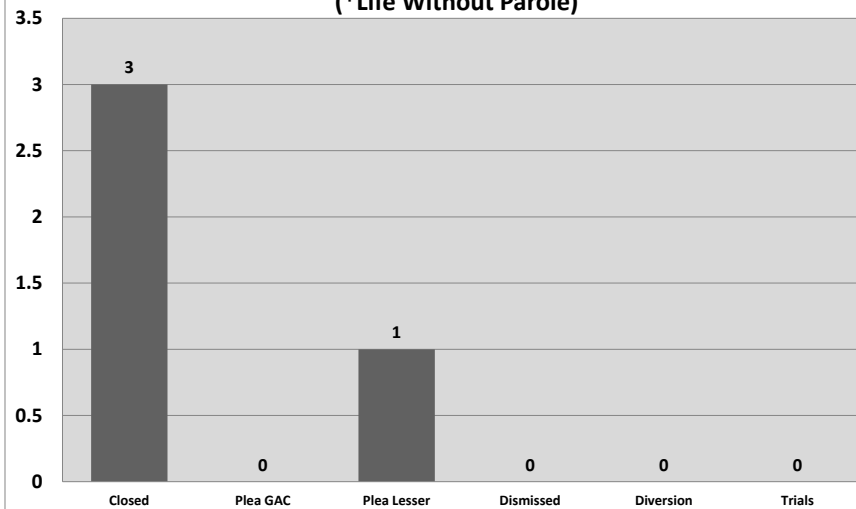
CY 2024 Adult Misdemeanor Outcomes



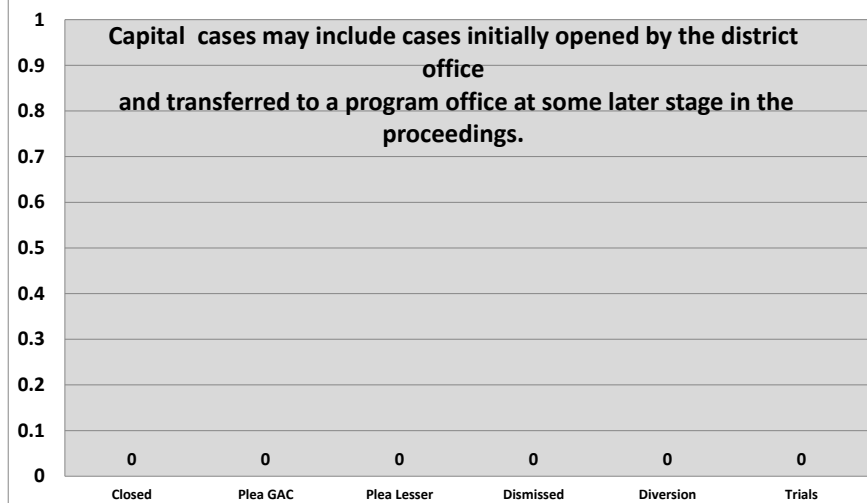
**CY 2024 Adult Felony Non-LWOP* Outcomes
(*Life Without Parole)**



**CY 2024 Adult Felony LWOP* Outcomes
(*Life Without Parole)**



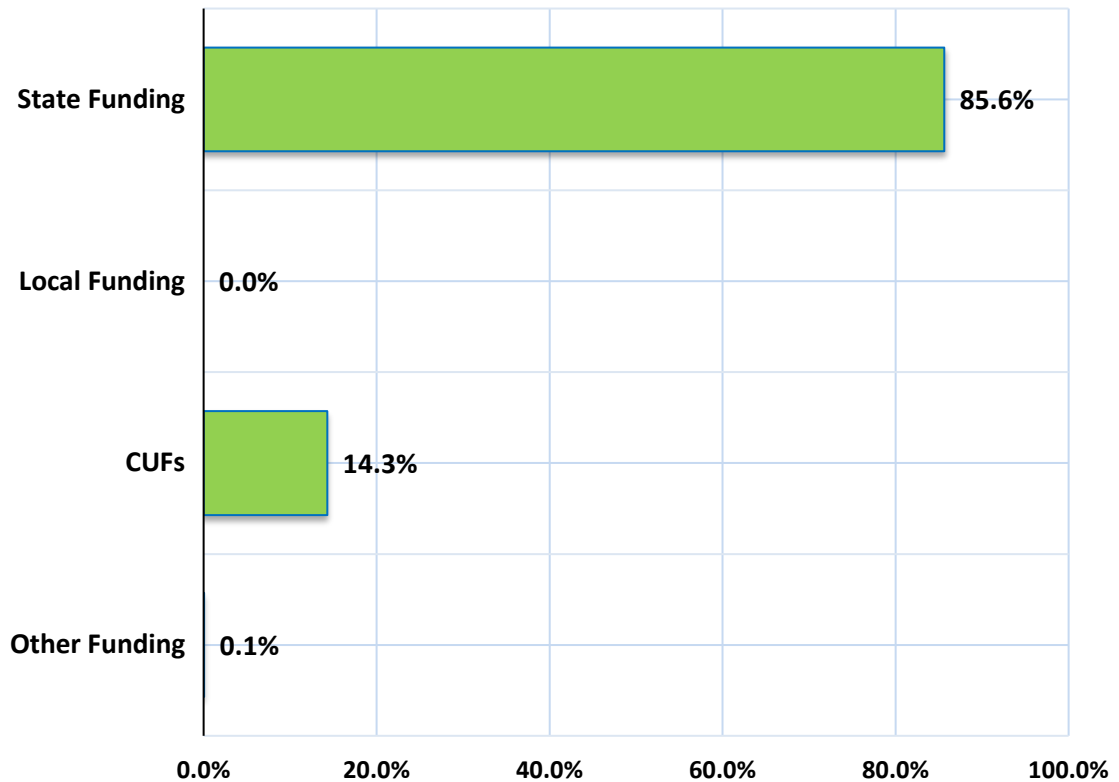
CY 2024 Capital Outcomes



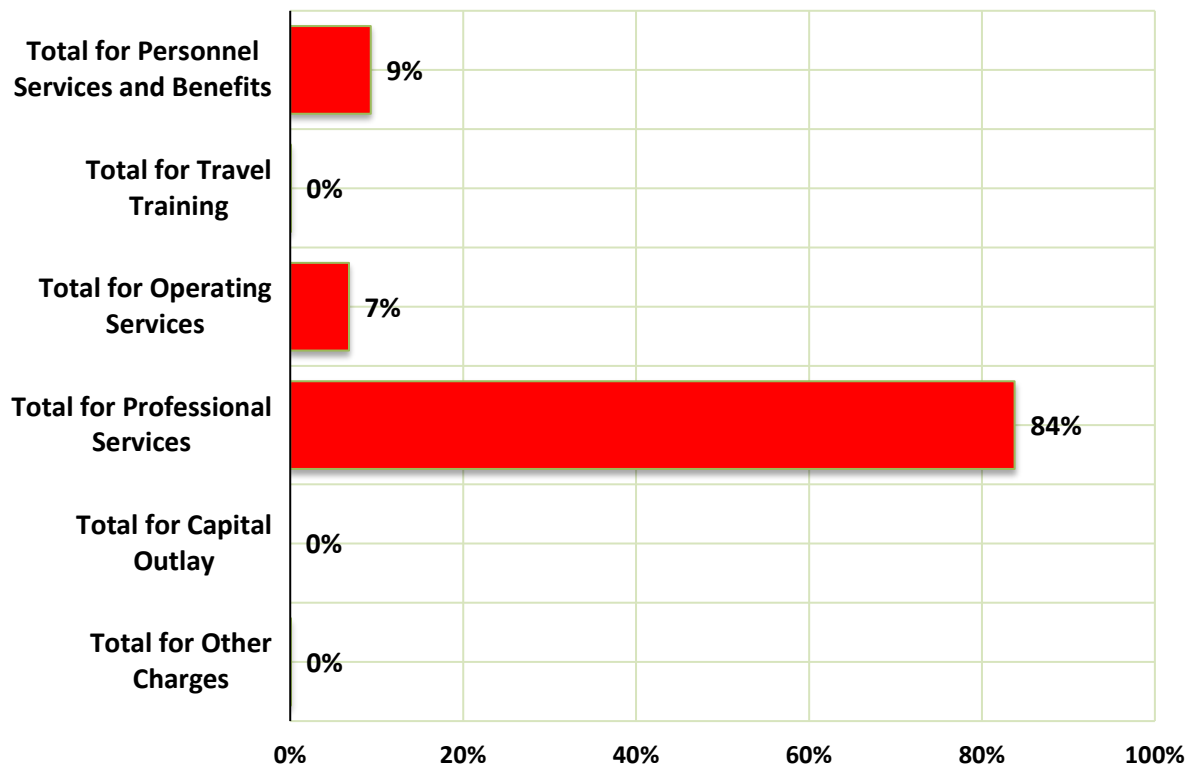
District 11 CY2024	Total CY2024
District Defender: Brian McRae	
REVENUE	
Federal Government	
Grants - Direct	-
Grants - Indirect (pass thru State)	-
Total for Federal Government	-
State Government	
Department of Corrections	-
Child in Need of Care (CINC)	5,500.00
District Assistance Fund (DAF)	372,539.87
Supplemental/Emergency Funds	-
Grants	-
Other State Income -List source(s)	-
Total for State Government	378,039.87
Local Government	
Appropriations - General	-
Appropriations - Special	-
Taxes - Millages, Sales, Special, & Other	-
Condition of Probation	-
Criminal Bond Fees [\$2 per bonded case as per 15:85.1] and Surety Bond Licensing Fees [per 22:822 B]	16,781.79
Traffic Camera	-
Grants	-
Other Local Income -List source(s)	-
\$45 Special Court Costs [R.S. 15:168.B(1)] and \$35 Mayor's Court Costs	-
Criminal District Court	-
City & City-Ward Courts	-
Judicial District Courts	-
Juvenile Court	-
Mayor's Court (\$35 Special Court Costs for Mayor's Court Only)	10,050.50
Magistrates' Courts	-
Municipal Court	-
Parish Courts	-
Traffic Court	-
Non-itemized, lump sum collected and remitted by all courts	-
Non-Itemized lump sum assessed by the court; collected and remitted by the Sheriff(s)	26,190.00
Non-Itemized lump sum assessed by the court; collected and remitted by the Police Juries	-
Total for \$45 Special Court Costs [R.S. 15:168.B(1)] and \$35 Mayor's Court Costs	36,240.50
Charges For Services	
\$40 Indigent Defense Application Fees [as per 15:175 A (1)(f)]	5,680.00
Partial Attorney Fees Reimbursements [as per 15:176]	4,467.76
Other Reimbursements	-
Other Local Income -List source(s)	-
Total for Charges For Services	10,147.76
Total for Local Government	63,170.05
Investment Earnings	
Interest Income	309.18
Other Investment Income - List source(s)	-
Total for Investment Earnings	309.18
Other Sources (Grants & Contributions)	
Non-Profit Organizations	-
Private Organizations	-
Corporate	-
Other - List source(s)	-
Total for Other Sources (Grants & Contributions)	-
Total for REVENUE	441,519.10

District 11 CY2024	Total CY2024
District Defender: Brian McRae	
EXPENDITURES	
Personnel Services and Benefits	
Salaries	38,947.49
Accrued Leave	-
Payroll Taxes	2,979.48
Hospitalization and Disability Insurance	-
Retirement	-
Other	-
Total for Personnel Services and Benefits	41,926.97
Travel/Training	
Parking/Auto Tolls	-
Travel/Lodging/Per Diem/Mileage	300.00
Total for Travel/Training	300.00
Operating Services	
Advertisements	-
Workers' Compensation	-
Insurance - Malpractice	2,770.69
Insurance - Auto/Physical Liability	-
Insurance - Other	384.03
Lease - Office	9,600.00
Lease - Auto/Equipment	-
Lease - Other	-
Office Repair and Maintenance	9,600.00
Office - Telephone/Utilities/Postage/Internet	1,224.48
Dues and Seminars	250.00
Law Library/Journals/Subscriptions	-
Office Supplies	6,729.13
Total for Operating Services	30,558.33
Professional Services	
Audit/Accounting Expense	16,700.00
Contract Clerical	-
Expert Witness	-
Investigators	3,510.00
Interpreters	-
Social Workers	-
Capital Representation	-
Conflict	-
Contract - Juvenile Attorneys or CINC	25,000.00
Misdemeanor Attorney Contracts	46,500.00
Contract Attorneys - all other	280,800.04
IT/Technical Support	4,913.50
Total for Professional Services	377,423.54
Capital Outlay	
Major Acquisitions	-
Total for Capital Outlay	-
Other Charges	
Other Operating Expenses	320.00
Total for Other Charges	320.00
Total for EXPENDITURES	450,528.84
<p>"Please note that some data provided by the district have not been verified by OSPD. Some data in this report may change due to district corrections or revisions."</p>	

CY24 REVENUES



CY24 EXPENDITURES

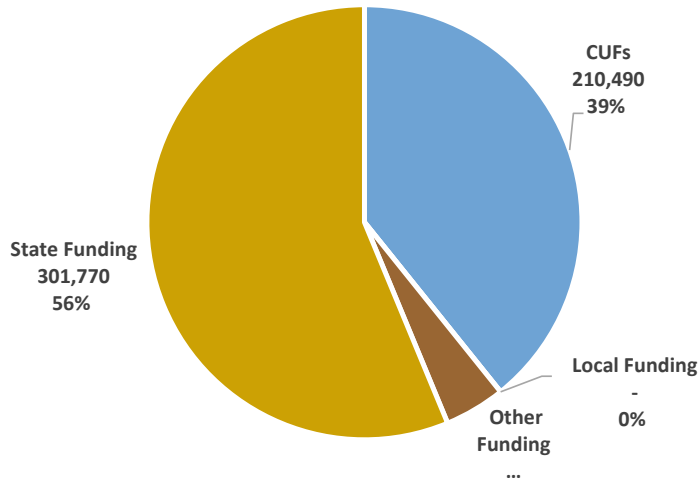




THE 12TH JUDICIAL DISTRICT
PUBLIC DEFENDERS' OFFICE
AVOYELLES (MARKSVILLE)

DISTRICT DEFENDER: CHAD GUILLOT
312 TREASURE PLACE
MARKSVILLE, LA 71351
(318) 409-4617

2024 Funding Sources

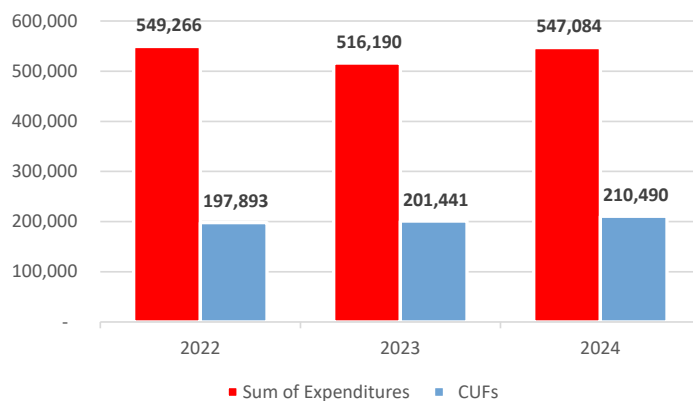


In 2024, the 12th Judicial District Office of the Public Defender received \$536,503 in total revenues. Of the total revenues received, 39% of funding was derived from Conviction and User Fees (CUFs), which exceeds the statewide average of 31%. Fifty-six percent of district office funding was derived from state supplemental assistance.

Statutory Conviction and User Fees (CUFs) Judicial District Indigent Defender Fund

Revenue Stream	Statutory Authority
Special Court Costs (\$45)	R.S. 15:168(B)
Mayor's Court	R.S. 33:441)
Application Fee (\$40)	R.S. 15:175)
Partial Reimbursement	R.S. 15:176)
Bond Forfeiture	R.S. 15:571.11)
Civil Forfeiture (RICO)	R.S. 15:1356)
Posting of Criminal Bond (\$2)	R.S. 15:85.1)
Commercial Surety Bonds (\$45)	R.S. 22:822)

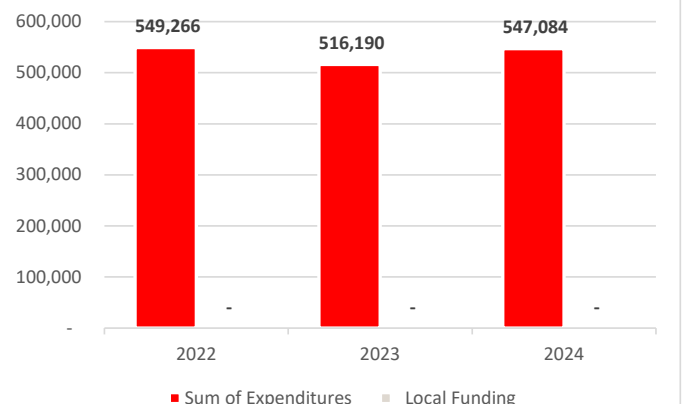
Comparison of 2024 Expenditures to CUFs



Louisiana's Public Defense System is intended to be funded primarily by Conviction and User Fees (CUFs). CUFs are comprised of eight statutes that require district court judges, city court judges, and mayors to assess fines or fees on people who have been convicted of a crime, traffic violation, or ordinance. CUFs are also generated by other actions in the criminal justice system such as bond fees, forfeitures, and application fees.

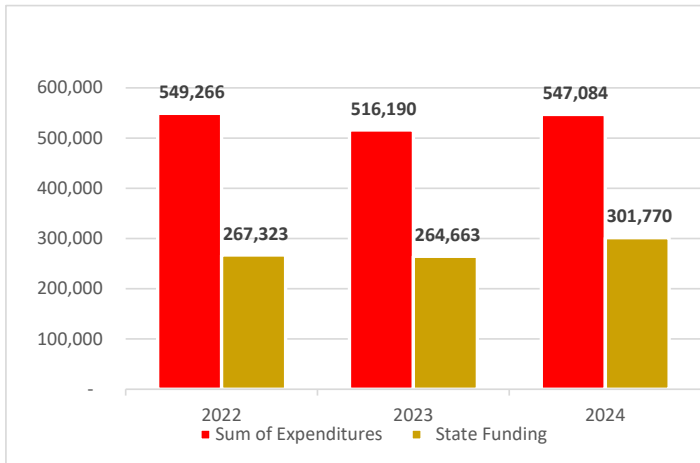
What was intended to serve as the primary funding source for public defenders only accounted for 38.5% of the office's expenditures in CY 2024.

Comparison of 2024 Expenditures to Local Revenues



In 2024, the 12th Judicial District Office of the Public Defender did not receive any local funding or in-kind support from the local governments within the district.

Comparison of 2024 Expenditures to State Funding



The failure of the public defender's system unstable funding stream has resulted in an increased reliance on state supplemental assistance for solvency.

During Calendar Year 2024, the office received state funding totaling 55% of the office's expenditures.

The 12th Judicial District Office of the Public Defender is comprised of a single parish, Avoyelles.

Public Defender's represent indigent persons accused of a crime or involved in Child in Need of Care matters across 4 sections of court.

In the 12th Judicial District, Public Defenders handle juvenile delinquency, Child in Need of Care, misdemeanor, and felony cases.

Number of Parishes in the
Judicial District

Number of Weighted
Sections of Court

1

4

District 12 Total Cases Handled
in 2024 → 3,628

Individuals
Represented in CY24 → 1,391

Adult Misdemeanors

Adult Felonies &
LWOPs

Delinq. & FINS
Cases

CINC &
Termination

1,573

1,784

83

188

During Calendar Year 2024, the 12th Judicial District Office of the Public Defender represented 1,391 individuals in 3,628 total cases. Undoubtedly, a significant portion of the cases handled during 2024 were rooted in the effects of Louisiana's mental health and substance abuse crises. As the Office of the State Public Defender seeks a stable, reliable, and adequate funding stream that is not reliant on Conviction and User Fees (CUFs) we also seek to have a criminal justice system that we can pay for. A system that focuses on non-carceral rehabilitative interventions when appropriate.



THE 12TH JDC PUBLIC DEFENDERS' OFFICE

Parish(es) & Seat(s)	Avoyelles - Marksville
Population	38,408
District Defender	Chad Guillot
Years as District Defender	<4
Before Becoming District Defender, Years in Public Defense	9
Does the District Defender Maintain a Private Practice? If NO, Simply Enter a Zero. If Yes, Enter the Number of Estimated Hours Per Month on Average	Yes, 20 hrs.
Office Manager	V. Elaine Benjamin
Primary Office Street Address	312 Treasure Place
City	Marksville
ZIP	71351
Days of Week Open (M-F) and Office Hours (am -pm)	8-4 Mon-Thur and 8-12 Friday
Primary Phone	318-409-4617
Primary Mailing Address	P.O. Box 111, Marksville, LA 71351
Primary Fax Number	318-409-4070
Primary Emergency Contact	Chad Guillot
Primary Emergency Phone	318-792-2192
Secondary Emergency Contact	V. Elaine Benjamin
Secondary Emergency Phone	318-359-0732
Other District Office(s) Physical and Mailing Addresses and Phone Numbers	None
Other District Office Contact Personnel (Primary Only)	None
Name of Owner(s) of Office(s)/Building (i.e., Lessor)	None
If The Office Does Not Own Its Building(s) AND Pays No Rent, Indicate The Source Of Office Space Support	PDO Owns building
Total Annual Cash Support by Local Appropriation or Tax/Millage (indicate if this figure is an estimate)	0
# And Job Titles Of All Staff Whose Wages Are Provided By Local Government	N/A
Total PDO Staff Costs <u>Provided by Local Government</u>	0

# of Workers with Retirement Benefits <u>Paid by Local Government</u>	0
Total Annual Cost of Retirement Benefits <u>Paid by Local Government</u> (if unknown enter "UNK")	0
# of Workers with Health Benefits Paid by Local Government	0
Total Annual Cost of Health Benefits Paid by Local Government (if unknown enter "UNK")	N/A
List Any Other Local In-Kind Contributions Or Other Support From Local Government	N/A
Courts and Locations	12th Judicial District Court, Avoyelles Parish, Marksville; Marksville City Court; Bunkie City Court.
Number of Divisions/Sections of Criminal Court for Each Court in District (Include District Court, CRIMINAL District Court, City Court, Municipal Court, Mayor's Court, etc.) For Which your Office Provides Representation	4- 2 district court divisions 2 city courts.
Name of Adult Detention Facilities in This District	Sheriff's Office / Men's Parish Jail; Cottonport Women's Prison.
Name of Adult Detention Facilities Outside the District Which Hold Clients	Rapides (only for special cases - rare/frequent).
Name of Juvenile Detention Facilities In This District	Acadiana Center for Youth In Bunkie La.
Name of Juvenile Detention Facilities Outside the District Which Hold Clients	Rapides (only for special cases - rare/frequent).
Do Your Courts Routinely Bring Juveniles Before The Judge In Shackles If They Are Being Held In Detention Or Secure Custody At The Time Of The Hearing? Note That Ch. Code Art. 408 Forbids Routine Shackling	No shackles before the Judge.
District Attorney	Charles Riddle, III
Chief Judge of Criminal District Court	Kerry Spruill
Juvenile Court Judges (Specify District of City Court)	William Bennett District Court, Kerry Spruill, District Court, Angelo Piazza III Marksville City Court; Derrick Earles Bunkie City Court.
Drug Court Judges	Judge Kerry Spruill
Mental Health Court Judges	N/A
Other Specialty Court	N/A
Name of Specialty and Brief Description:	N/A
Short Term Critical Issue Areas	Find funding to insure continuing operations and to properly fund LWOP Cases
Long-Term Critical Issue Areas and other External Factors (outside of your control) that Negatively Affect the Delivery of Services in Your District	Violent crime is rising and the office needs more trial-ready attorneys. Because of the rise in violent crime, additional funding will likely be required for experts.
2024 Media Coverage and/or Major Accomplishments	Had several successful writ applications

Describe Supervisory Structure in Your District (For Attorneys and Non-Attorneys)	12th JDC has 2 criminal court divisions with 2 defenders (1 senior & 1 junior) in each, along with the chief. Each junior has a more experienced senior attorney upon which they can get advice and experience. Juniors are asked to sit on senior trials and seniors are asked to monitor junior trials. Chief monitors all. Juvenile defender is responsible only to the client and the chief. Juvenile has 1 attorney & Misdemeanor has 2 attorneys. Chief takes the most serious felony cases and cases where there aren't enough attorneys to handle the case, such as where there are multiple co-defendants.
Medical Benefits for Any Staff, Please Describe, Noting Who Pays For the Benefit	V. Elaine Benjamin
Number of Cases Involving Children Under Age 18 (prior to April 19, 2024), and Children Under Age 17 (After April 19, 2024) in Your District That Were Directly Filed in Adult Court or Transferred to Adult Court in 2024	4
Number of Cases Involving Children Under Age 18 (prior to April 19, 2024), and Children Under Age 17 (After April 19, 2024) in Your District in Which a Transfer of a Child to Adult Court was Denied	0
Please Provide the Names of All State Representatives and Senators from Your District	Darrel Deshotel-Rep, Heather Cloud-Senate
What Changes Have You Implemented in Your District Office in 2024 That Have Improved the Delivery of Public Defender Services?	none

12th District Defender Office CY 2024 Caseloads & Outcomes


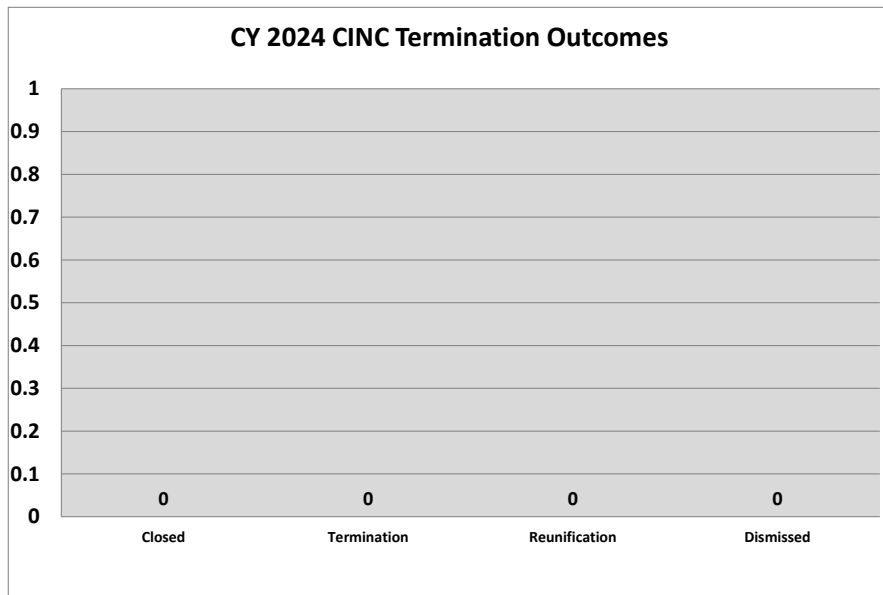
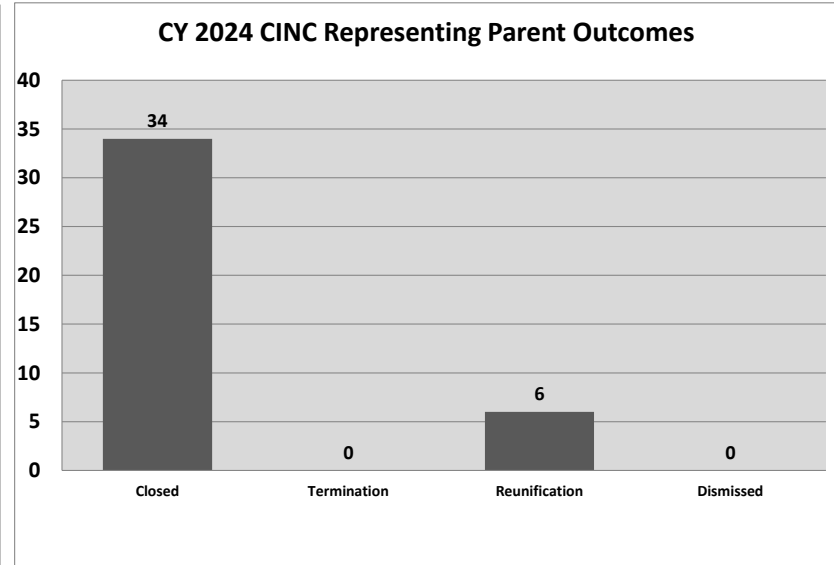
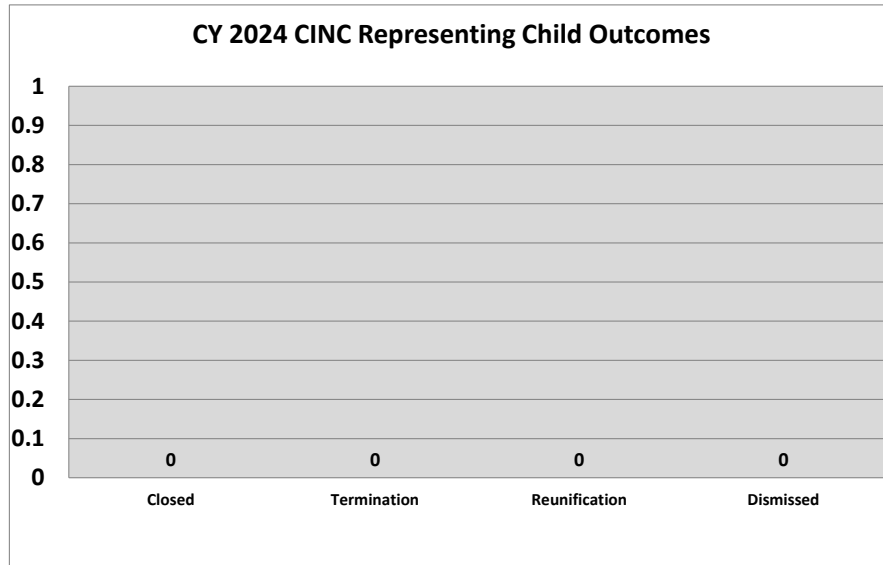
Case Type	New Cases 01/1/2024- 12/31/2024	Closed Cases 01/1/2024- 12/31/2024	Pending Cases* (# of Cases pending on 12/31/2023)	# of Cases pending on 12/31/2023 plus New Cases Received 01/1/2024- 12/31/2024	# Cases Resulting in Termination of Parental Rights	# Cases Resulting in Reunification	# Charges with Admit/Guilty Plea to Current Offense	# Charges with Plea of Guilty to Lesser Charge	# Charges Resulting in Dismissal	# Charges Resulting in Diversion or Deferred Disposition	# Jury Trials: Found Not Guilty	# Jury Trials: Found Guilty	# Judge Trials: Found Not Guilty	# Judge Trials: Found Guilty	Total Trials
Child Support	0	0	0	0	N/A	N/A	N/A	N/A	0	N/A	N/A	N/A	N/A	N/A	0
CINC-Child	0	0	0	0	0	0	N/A	N/A	0	N/A	N/A	N/A	N/A	N/A	0
CINC-Parent	98	34	90	188	0	6	N/A	N/A	0	N/A	N/A	N/A	N/A	N/A	0
Termination	0	0	0	0	0	0	N/A	N/A	0	N/A	N/A	N/A	N/A	N/A	0
FINS	0	0	0	0	N/A	N/A	0	0	0	0	N/A	N/A	N/A	N/A	0
Delinquency Misdemeanor	11	7	2	13	N/A	N/A	2	0	1	0	N/A	N/A	0	0	0
Delinquency Felony	42	49	28	70	N/A	N/A	36	4	8	0	N/A	N/A	0	1	1
Delinquency-Life	0	0	0	0	N/A	N/A	0	0	0	0	N/A	N/A	0	0	0
Juvenile Revocations	0	0	0	0	N/A	N/A	0	0	0	N/A	N/A	N/A	N/A	N/A	0
Adult Misdemeanor*	966	902	607	1573	N/A	N/A	280	28	487	0	0	0	0	1	1
Adult Felony Non-LWOP**	932	858	845	1777	N/A	N/A	279	139	344	2	0	1	0	2	3
Adult LWOP	4	3	3	7	N/A	N/A	0	3	0	0	0	0	0	0	0
Capital***	0	0	0	0	N/A	N/A	0	0	0	0	0	0	0	0	0
Revocations	0	0	0	0	N/A	N/A	0	0	0	0	N/A	N/A	N/A	N/A	0
PCR	0	0	0	0	N/A	N/A	N/A	N/A	N/A	N/A	N/A	N/A	0	0	0
SOAP	0	0	0	0	N/A	N/A	N/A	N/A	N/A	N/A	N/A	N/A	N/A	N/A	0

NOTE: Charges columns include all charges filed in association with a particular Case Type, regardless of each charge's severity.

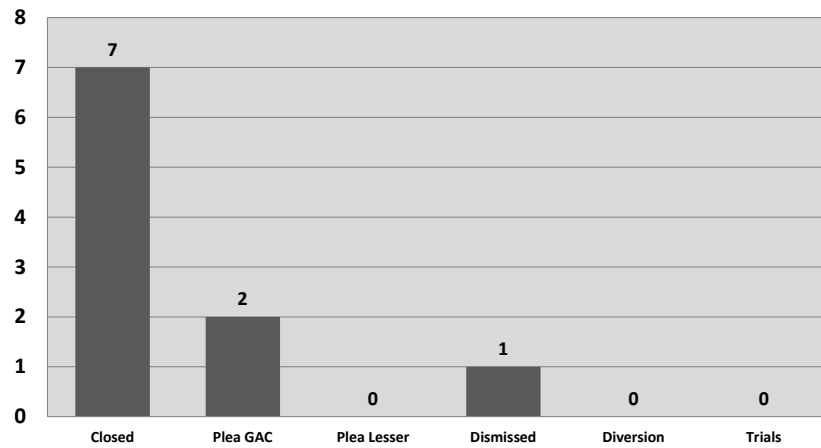
*Includes Traffic, Parish/Municipal Ordinances, Extradition and Unclassified Cases

**Life Without Parole

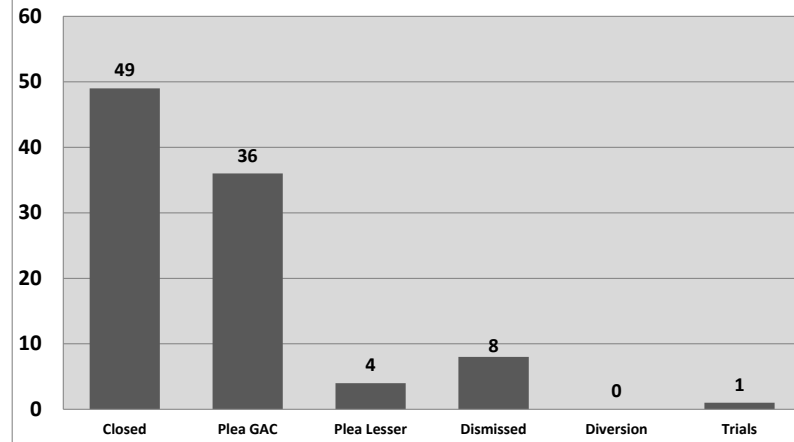
***Capital cases may include cases initially opened by the district office and transferred to a program office at some later stage in the proceedings.



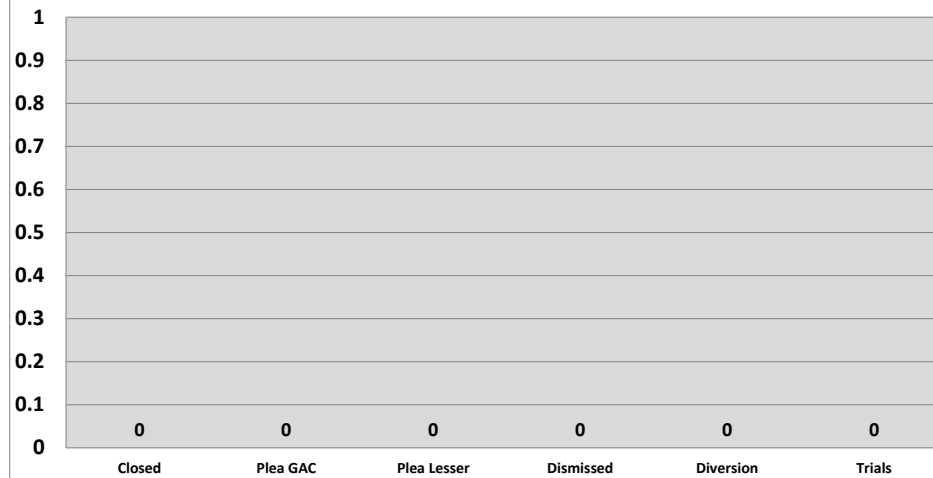
CY 2024 Delinquency Misdemeanor-Grade Outcomes



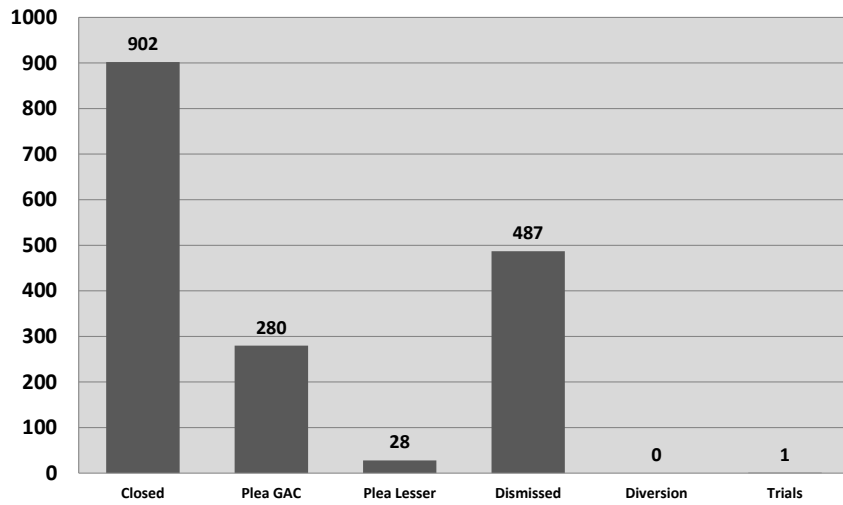
CY 2024 Delinquency Felony-Grade Outcomes



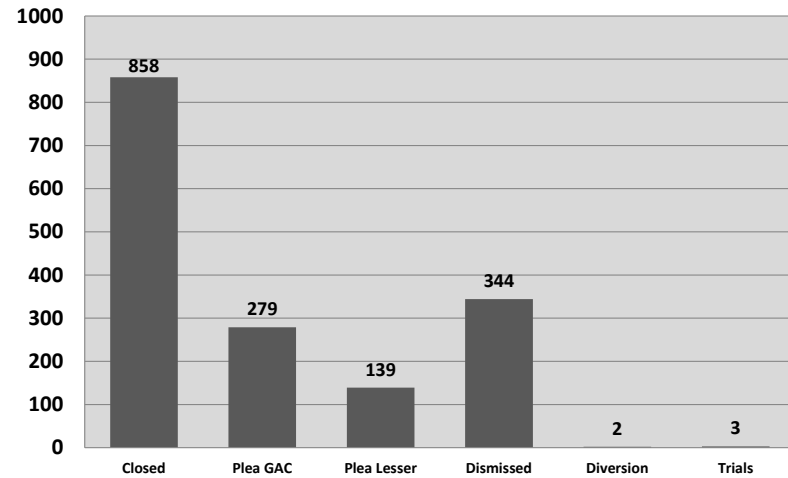
CY 2024 Delinquency Life Outcomes



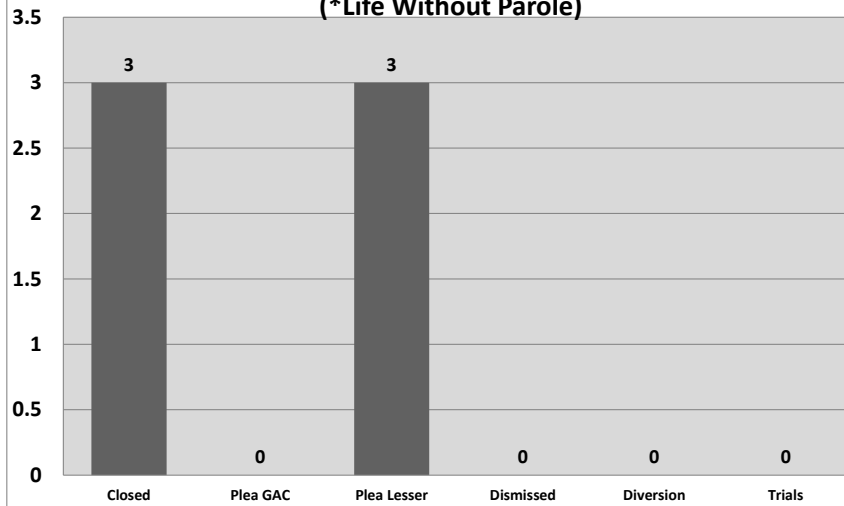
CY 2024 Adult Misdemeanor Outcomes



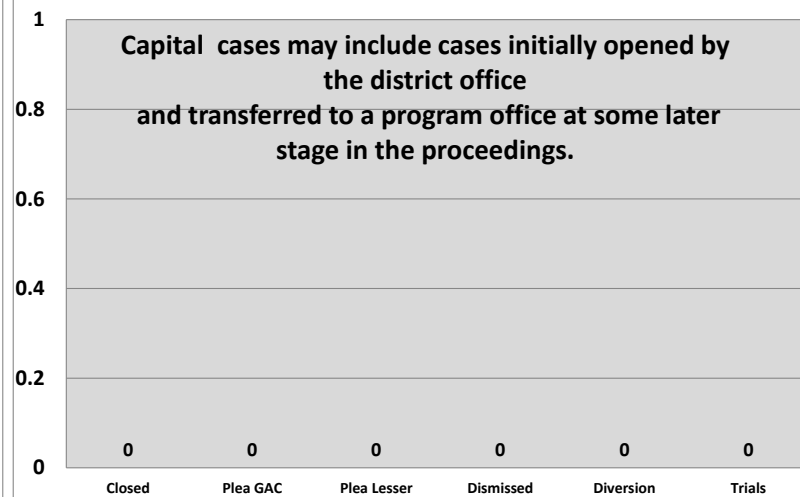
**CY 2024 Adult Felony Non-LWOP* Outcomes
(*Life Without Parole)**



**CY 2024 Adult Felony LWOP* Outcomes
(*Life Without Parole)**



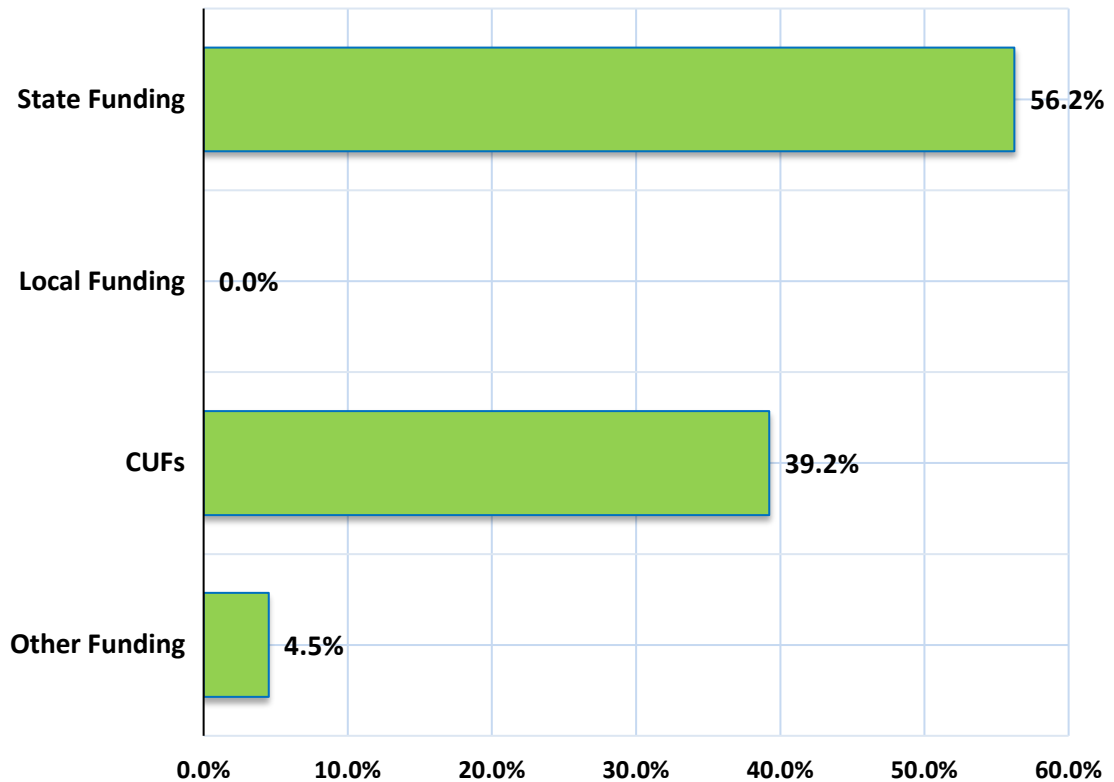
CY 2024 Capital Outcomes



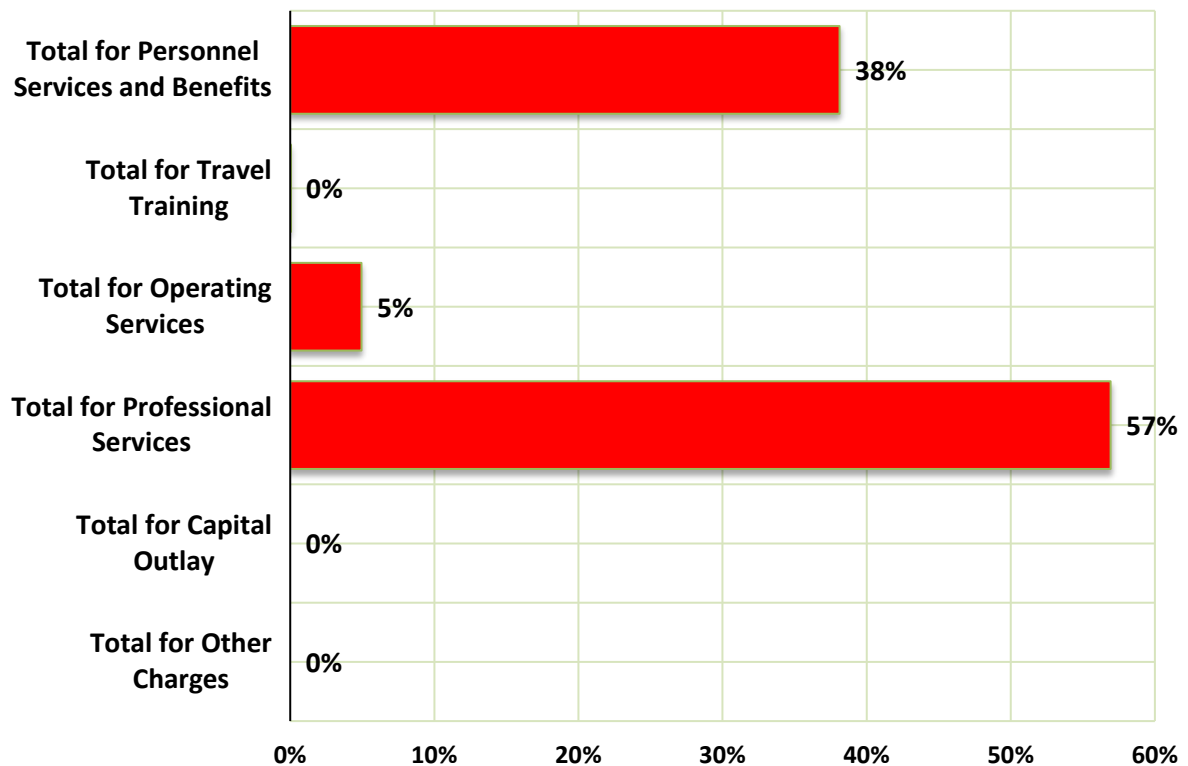
District 12 CY2024	Total CY2024
District Defender: Chad Guillot	
REVENUE	
Federal Government	
Grants - Direct	-
Grants - Indirect (pass thru State)	-
Total for Federal Government	-
State Government	
Department of Corrections	-
Child in Need of Care (CINC)	11,300.00
District Assistance Fund (DAF)	274,849.29
Supplemental/Emergency Funds	15,620.31
Grants	-
Other State Income -List source(s)	-
Total for State Government	301,769.60
Local Government	
Appropriations - General	-
Appropriations - Special	-
Taxes - Millages, Sales, Special, & Other	-
Condition of Probation	-
Criminal Bond Fees [\$2 per bonded case as per 15:85.1] and Surety Bond Licensing Fees [per 22:822 B]	37,690.79
Traffic Camera	-
Grants	-
Other Local Income -List source(s)	3,745.00
\$45 Special Court Costs [R.S. 15:168.B(1)] and \$35 Mayor's Court Costs	-
Criminal District Court	-
City & City-Ward Courts	35,528.50
Judicial District Courts	126,212.50
Juvenile Court	-
Mayor's Court (\$35 Special Court Costs for Mayor's Court Only)	-
Magistrates' Courts	-
Municipal Court	-
Parish Courts	-
Traffic Court	-
Non-itemized, lump sum collected and remitted by all courts	-
Non-Itemized lump sum assessed by the court; collected and remitted by the Sheriff(s)	2,632.47
Non-Itemized lump sum assessed by the court; collected and remitted by the Police Juries	1,865.57
Total for \$45 Special Court Costs [R.S. 15:168.B(1)] and \$35 Mayor's Court Costs	166,239.04
Charges For Services	
\$40 Indigent Defense Application Fees [as per 15:175 A (1)(f)]	5,760.00
Partial Attorney Fees Reimbursements [as per 15:176]	800.00
Other Reimbursements	7,348.71
Other Local Income -List source(s)	9,198.65
Total for Charges For Services	23,107.36
Total for Local Government	230,782.19
Investment Earnings	
Interest Income	3,951.69
Other Investment Income - List source(s)	-
Total for Investment Earnings	3,951.69
Other Sources (Grants & Contributions)	
Non-Profit Organizations	-
Private Organizations	-
Corporate	-
Other - List source(s)	-
Total for Other Sources (Grants & Contributions)	-
Total for REVENUE	536,503.48

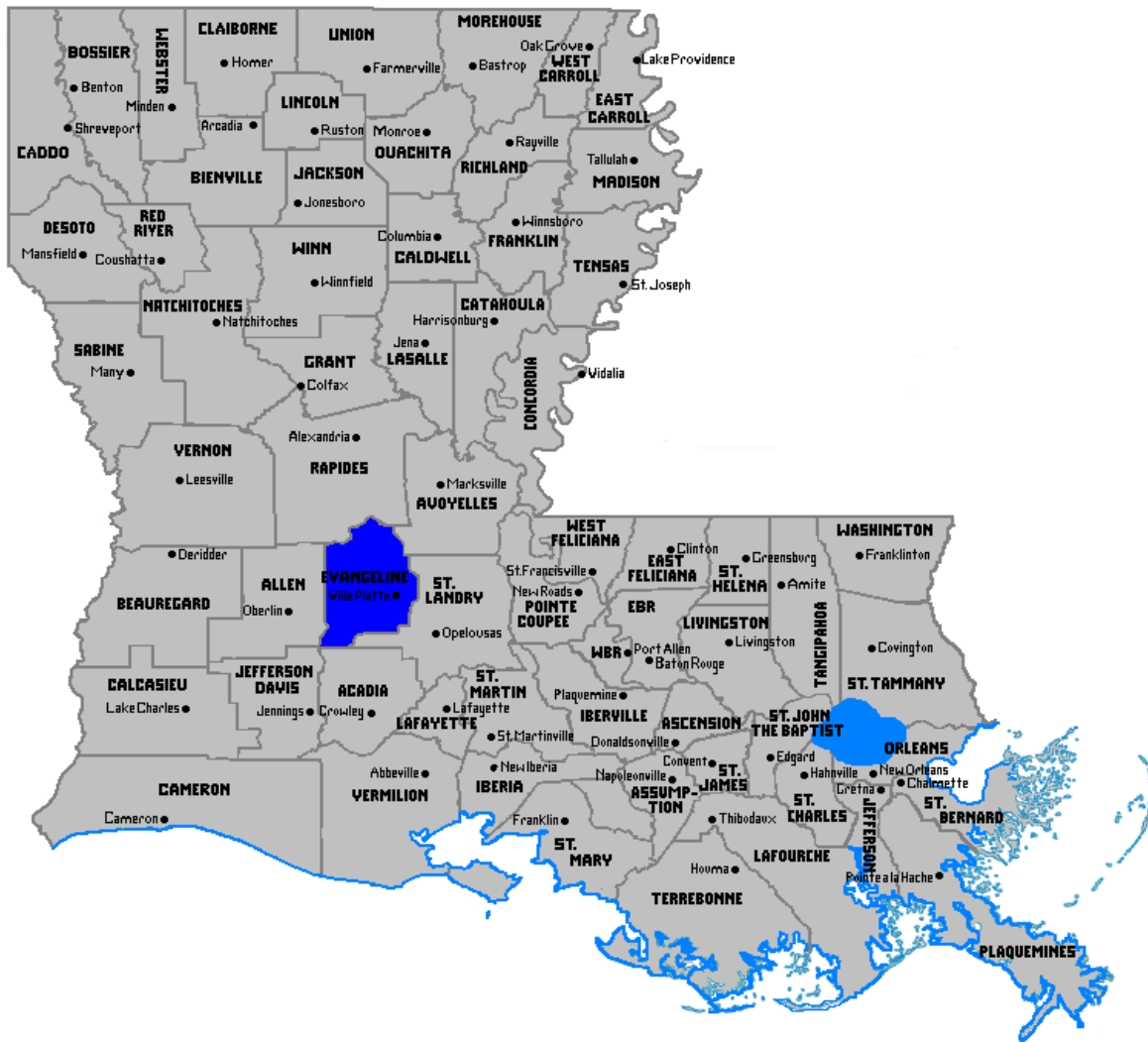
District 12 CY2024	Total CY2024
District Defender: Chad Guillot	
EXPENDITURES	
Personnel Services and Benefits	
Salaries	177,767.58
Accrued Leave	-
Payroll Taxes	3,235.66
Hospitalization and Disability Insurance	-
Retirement	27,475.73
Other	-
Total for Personnel Services and Benefits	208,478.97
Travel/Training	
Parking/Auto Tolls	-
Travel/Lodging/Per Diem/Mileage	138.13
Total for Travel/Training	138.13
Operating Services	
Advertisements	-
Workers' Compensation	-
Insurance - Malpractice	-
Insurance - Auto/Physical Liability	-
Insurance - Other	5,583.26
Lease - Office	-
Lease - Auto/Equipment	156.40
Lease - Other	211.36
Office Repair and Maintenance	4,484.08
Office - Telephone/Utilities/Postage/Internet	11,600.74
Dues and Seminars	685.00
Law Library/Journals/Subscriptions	2,603.68
Office Supplies	1,717.61
Total for Operating Services	27,042.13
Professional Services	
Audit/Accounting Expense	5,835.00
Contract Clerical	350.00
Expert Witness	7,800.00
Investigators	-
Interpreters	-
Social Workers	-
Capital Representation	-
Conflict	-
Contract - Juvenile Attorneys or CINC	33,900.00
Misdemeanor Attorney Contracts	86,100.00
Contract Attorneys - all other	177,440.00
IT/Technical Support	-
Total for Professional Services	311,425.00
Capital Outlay	
Major Acquisitions	-
Total for Capital Outlay	-
Other Charges	
Other Operating Expenses	-
Total for Other Charges	-
Total for EXPENDITURES	547,084.23
<p>"Note that some data in this report may change due to district corrections or revisions."</p>	

CY24 REVENUES



CY24 EXPENDITURES

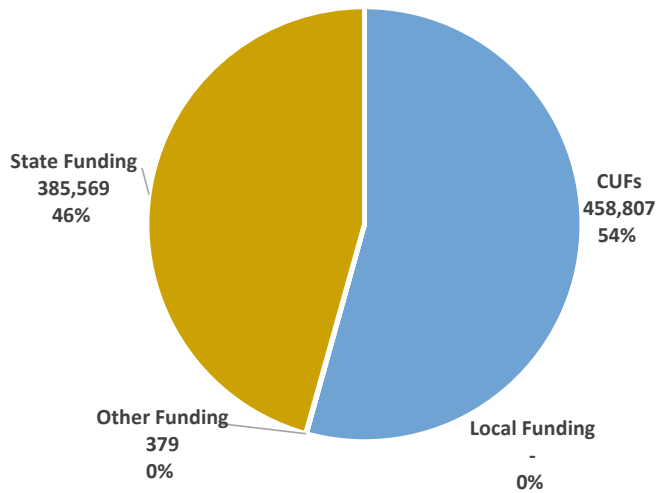




THE 13TH JUDICIAL DISTRICT
PUBLIC DEFENDERS' OFFICE
EVANGELINE (VILLE PLATTE)

DISTRICT DEFENDER: TRISHA WARD
128 YOUNG STREET
VILLE PLATTE, LA 70586
(337) 363-3021

2024 Funding Sources

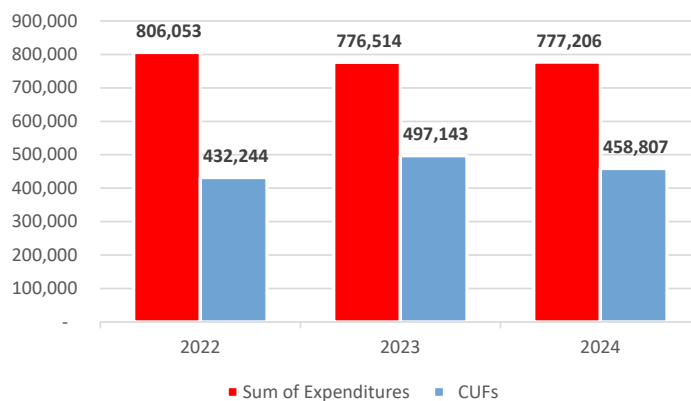


In 2024, the 13th Judicial District Office of the Public Defender received \$844,755 in total revenues. Of the total revenues received, 54% of funding was derived from Conviction and User Fees (CUFs), which exceeds the statewide average of 31%. Forty-six percent of district office funding was derived from state supplemental assistance.

Statutory Conviction and User Fees (CUFs)
Judicial District Indigent Defender Fund

Revenue Stream	Statutory Authority
Special Court Costs (\$45)	R.S. 15:168(B)
Mayor's Court	R.S. 33:441)
Application Fee (\$40)	R.S. 15:175)
Partial Reimbursement	R.S. 15:176)
Bond Forfeiture	R.S. 15:571.11)
Civil Forfeiture (RICO)	R.S. 15:1356)
Posting of Criminal Bond (\$2)	R.S. 15:85.1)
Commercial Surety Bonds (\$45)	R.S. 22:822)

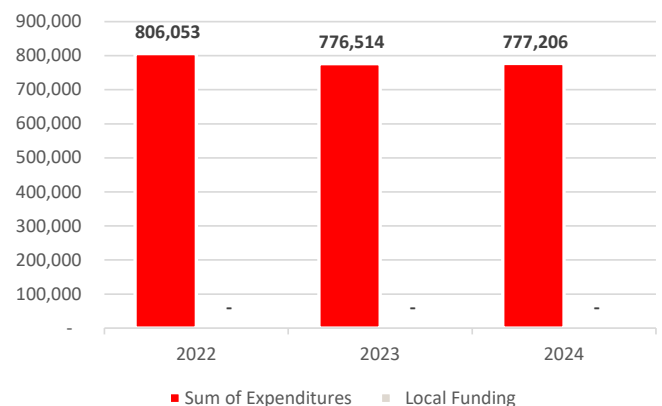
Comparison of 2024 Expenditures to CUFs



Louisiana's Public Defense System is intended to be funded primarily by Conviction and User Fees (CUFs). CUFs are comprised of eight statutes that require district court judges, city court judges, and mayors to assess fines or fees on people who have been convicted of a crime, traffic violation, or ordinance. CUFs are also generated by other actions in the criminal justice system such as bond fees, forfeitures, and application fees.

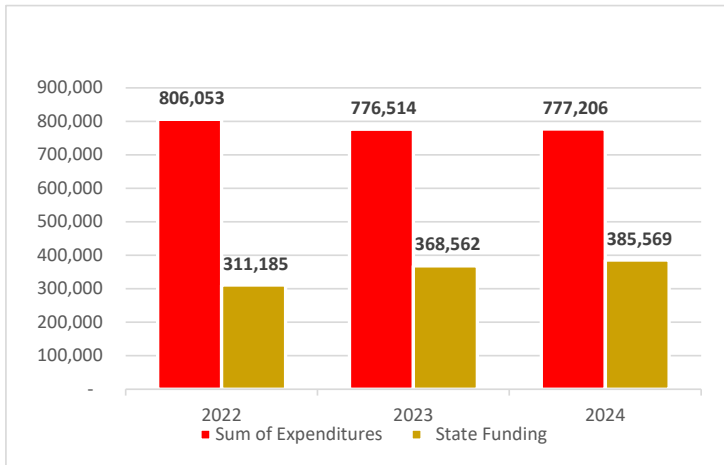
What was intended to serve as the primary funding source for public defenders only accounted for 59% of the office's expenditures in CY 2024.

Comparison of 2024 Expenditures to Local Revenues



In 2024, the 13th Judicial District Office of the Public Defender did not receive any local funding or in-kind support from the local government.

Comparison of 2024 Expenditures to State Funding



During Calendar Year 2024, the office received state funding totaling nearly 49.6% of the office's expenditures. State supplemental assistance has increased each of the last two years.

The 13th Judicial District Office of the Public Defender is comprised of a single parish, Evangeline.

Public Defender's represent indigent persons accused of a crime or involved in Child in Need of Care matters across 3 sections of court.

In the 13th Judicial District, Public Defenders handle juvenile delinquency, Child in Need of Care, misdemeanor, and felony cases.

Number of Parishes in the
Judicial District

1

Number of Weighted
Sections of Court

3

District 13 Total Cases Handled
in 2024 → 1,855

Individuals
Represented in CY24 → 1,220

Adult Misdemeanors

447

Adult Felonies &
LWOPs

1,113

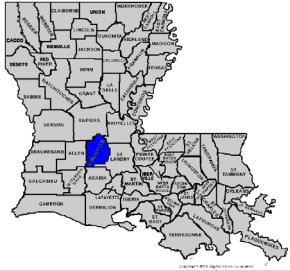
Delinq. & FINS
Cases

167

CINC &
Termination

128

During Calendar Year 2024, the 13th Judicial District Office of the Public Defender represented 1,220 individuals in 1,855 total cases. Undoubtedly, a significant portion of the cases handled during 2024 were rooted in the effects of Louisiana's mental health and substance abuse crises. As the Office of the State Public Defender seeks a stable, reliable, and adequate funding stream that is not reliant on Conviction and User Fees (CUFs) we also seek to have a criminal justice system that we can pay for. A system that focuses on non-carceral rehabilitative interventions when appropriate.



THE 13TH JDC PUBLIC DEFENDERS' OFFICE

Parish(es) & Seat(s)	Evangeline - Ville Platte
Population	31,754
District Defender	Trisha Ward
Years as District Defender	4
Before Becoming District Defender, Years in Public Defense	12
Does the District Defender Maintain a Private Practice? If NO, Simply Enter a Zero. If Yes, Enter the Number of Estimated Hours Per Month on Average	0
Office Manager	None
Primary Office Street Address	128 Young Street
City	Ville Platte
ZIP	70586
Days of Week Open (M-F) and Office Hours (am -pm)	Monday - Thursday 8:30 to 4:30; Friday 8:30 to 12
Primary Phone	337-363-3021
Primary Mailing Address	Same as street address
Primary Fax Number	337-294-8125
Primary Emergency Contact	Trisha Ward
Primary Emergency Phone	225-405-6884 - cell
Secondary Emergency Contact	Amy Blanchard
Secondary Emergency Phone	337-831-8331
Other District Office(s) Physical and Mailing Addresses and Phone Numbers	N/A
Other District Office Contact Personnel (Primary Only)	N/A
Name of Owner(s) of Office(s)/Building (i.e., Lessor)	13th Judicial District Public Defender
If The Office Does Not Own Its Building(s) AND Pays No Rent, Indicate The Source Of Office Space Support	N/A
Total Annual Cash Support by Local Appropriation or Tax/Millage (indicate if this figure is an estimate)	0
# And Job Titles Of All Staff Whose Wages Are Provided By Local Government	0
Total PDO Staff Costs <u>Provided by Local Government</u>	0
# of Workers with Retirement Benefits <u>Paid by Local Government</u>	0

Total Annual Cost of Retirement Benefits Paid by Local Government (if unknown enter "UNK")	0
# of Workers with Health Benefits Paid by Local Government	0
Total Annual Cost of Health Benefits Paid by Local Government (if unknown enter "UNK")	0
List Any Other Local In-Kind Contributions Or Other Support From Local Government	0
Courts and Locations	13th Judicial District Court, Ville Platte, LA; Ville Platte City Court, Ville Platte, LA
Number of Divisions/Sections of Criminal Court for Each Court in District (Include District Court, CRIMINAL District Court, City Court, Municipal Court, Mayor's Court, etc.) For Which your Office Provides Representation	District Court - 2 divisions; City Court - 1 division.
Name of Adult Detention Facilities in This District	Evangeline Parish Sher. Dept., Ville Platte, LA; Mamou City Jail, Mamou, LA; Ville Platte City Jail, Ville Platte, LA.
Name of Adult Detention Facilities Outside the District Which Hold Clients	Avoyelles Women's; Avoyelles Sheriff's Office (Men); Madison Correctional; Bayou Correctional (In Madison); Madison LTCW (Women); Lasalle; Concordia; Lafayette Parish Jail, St. Landry Parish Jail; Hunt.
Name of Juvenile Detention Facilities In This District	None
Name of Juvenile Detention Facilities Outside the District Which Hold Clients	None
Do Your Courts Routinely Bring Juveniles Before The Judge In Shackles If They Are Being Held In Detention Or Secure Custody At The Time Of The Hearing? Note That Ch. Code Art. 408 Forbids Routine Shackling	No
District Attorney	Trent S. Brignac
Chief Judge of Criminal District Court	Chuck R. West
Juvenile Court Judges (Specify District of City Court)	Chuck R. West and Marcus Fontenot - District Court; Gregory Vidrine - City Court
Drug Court Judges	Chuck R. West
Mental Health Court Judges	N/A
Other Specialty Court	N/A
Name of Specialty and Brief Description:	N/A
Short Term Critical Issue Areas	Large caseloads for contract lawyers
Long-Term Critical Issue Areas and other External Factors (outside of your control) that Negatively Affect the Delivery of Services in Your District	Increase funding and hire a Social Worker.
2024 Media Coverage and/or Major Accomplishments	Received large number of dismissals.
Describe Supervisory Structure in Your District (For Attorneys and Non-Attorneys)	District Defender supervises the attorneys and administrative staff.
Medical Benefits for Any Staff, Please Describe, Noting Who Pays For the Benefit	Medical coverage for full time employees. We cover the cost of employees and employees cover the costs of dependents. Contract Attorneys have access through the Police Jury to Health Insurance. Cost covered in full by Contract Attorneys.

Number of Cases Involving Children Under Age 18 (prior to April 19, 2024), and Children Under Age 17 (After April 19, 2024) in Your District That Were Directly Filed in Adult Court or Transferred to Adult Court in 2024	0
Number of Cases Involving Children Under Age 18 (prior to April 19, 2024), and Children Under Age 17 (After April 19, 2024) in Your District in Which a Transfer of a Child to Adult Court was Denied	1
Please Provide the Names of All State Representatives and Senators from Your District	State Representative - Rhonda Butler; State Representative (Speaker of the House) - Phillip R. DeVillier; State Senator - Heather Cloud
What Changes Have You Implemented in Your District Office in 2024 That Have Improved the Delivery of Public Defender Services?	Increased jail visitation.

13th District Defender Office CY 2024 Caseloads & Outcomes

Case Type	New Cases 01/1/2024- 12/31/2024	Closed Cases 01/1/2024- 12/31/2024	Pending Cases* (# of Cases pending on 12/31/2023)	# of Cases pending on 12/31/2023 plus New Cases Received 01/1/2024- 12/31/2024	# Cases Resulting in Termination of Parental Rights	# Cases Resulting in Reunification	# Charges with Admit/Guilty Plea to Current Offense	# Charges with Plea of Guilty to Lesser Charge	# Charges Resulting in Dismissal	# Charges Resulting in Diversion or Deferred Disposition	# Jury Trials: Found Not Guilty	# Jury Trials: Found Guilty	# Judge Trials: Found Not Guilty	# Judge Trials: Found Guilty	Total Trials
Child Support	0	0	0	0	N/A	N/A	N/A	N/A	0	N/A	N/A	N/A	N/A	N/A	0
CINC-Child	0	0	0	0	0	0	N/A	N/A	0	N/A	N/A	N/A	N/A	N/A	0
CINC-Parent	59	41	69	128	0	2	N/A	N/A	0	N/A	N/A	N/A	N/A	N/A	0
Termination	0	0	0	0	0	0	N/A	N/A	0	N/A	N/A	N/A	N/A	N/A	0
FINS	7	5	13	20	N/A	N/A	0	0	0	0	N/A	N/A	N/A	N/A	0
Delinquency Misdemeanor	66	39	39	105	N/A	N/A	13	1	12	0	N/A	N/A	0	0	0
Delinquency Felony	19	7	21	40	N/A	N/A	8	0	0	0	N/A	N/A	0	0	0
Delinquency-Life	1	0	0	1	N/A	N/A	0	0	0	0	N/A	N/A	0	0	0
Juvenile Revocations	0	0	1	1	N/A	N/A	0	0	0	N/A	N/A	N/A	N/A	N/A	0
Adult Misdemeanor*	275	236	172	447	N/A	N/A	148	7	137	0	0	0	0	1	1
Adult Felony Non-LWOP**	536	492	423	959	N/A	N/A	444	55	519	0	0	2	0	3	5
Adult LWOP	8	5	11	19	N/A	N/A	0	3	3	0	0	0	0	0	0
Capital***	0	0	0	0	N/A	N/A	0	0	0	0	0	0	0	0	0
Revocations	63	107	71	134	N/A	N/A	0	0	2	0	N/A	N/A	N/A	N/A	0
PCR	0	0	1	1	N/A	N/A	N/A	N/A	N/A	N/A	N/A	N/A	0	0	0
SOAP	0	0	0	0	N/A	N/A	N/A	N/A	N/A	N/A	N/A	N/A	N/A	N/A	0

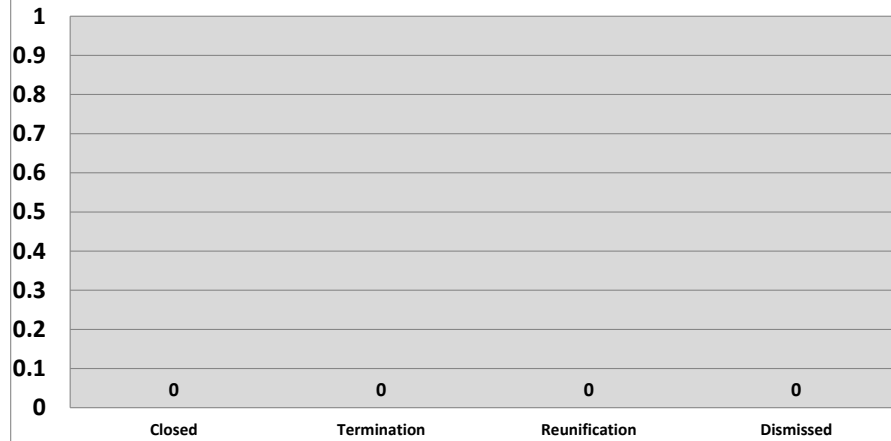
NOTE: Charges columns include all charges filed in association with a particular Case Type, regardless of each charge's severity.

*Includes Traffic, Parish/Municipal Ordinances, Extradition and Unclassified Cases

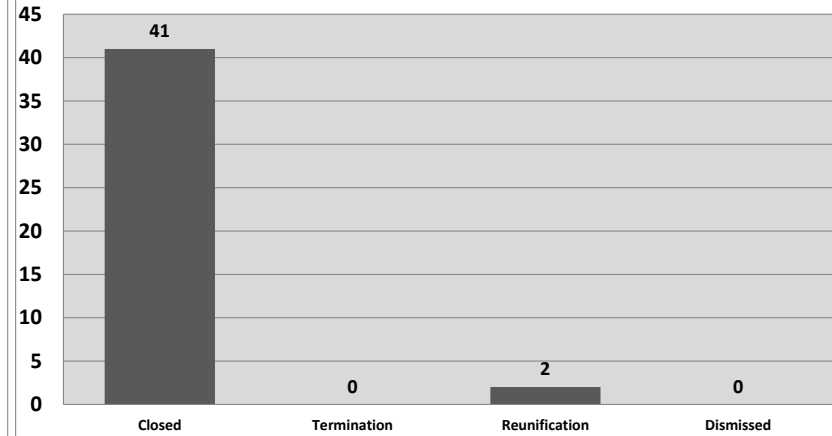
**Life Without Parole

***Capital cases may include cases initially opened by the district office and transferred to a program office at some later stage in the proceedings.

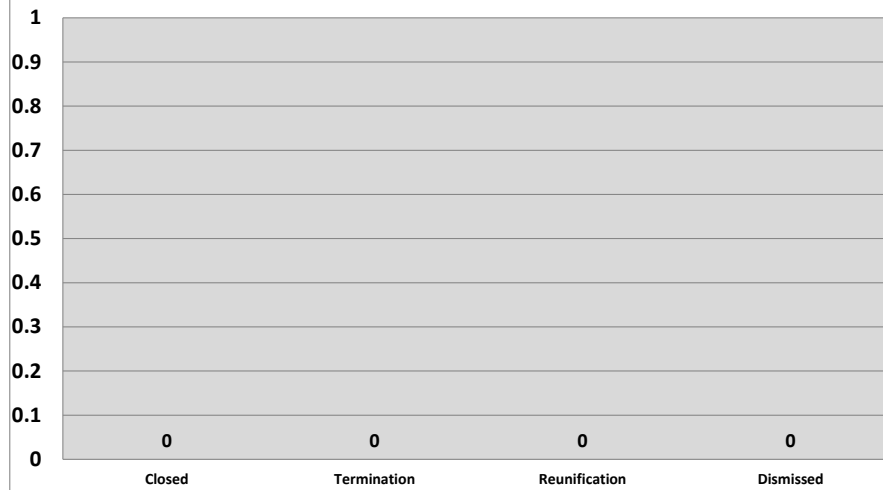
CY 2024 CINC Representing Child Outcomes



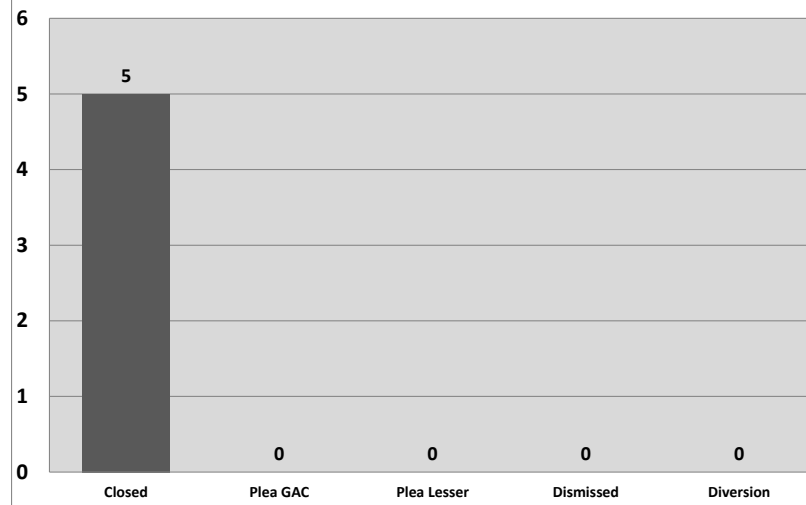
CY 2024 CINC Representing Parent Outcomes



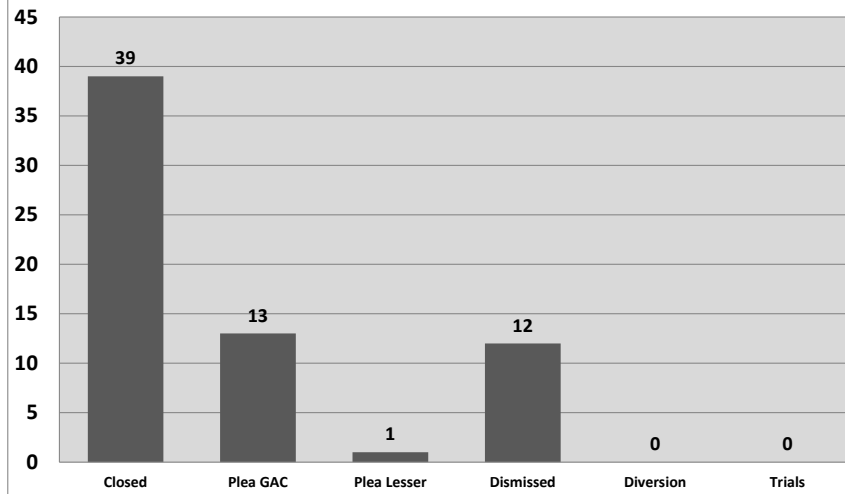
CY 2024 CINC Termination Outcomes



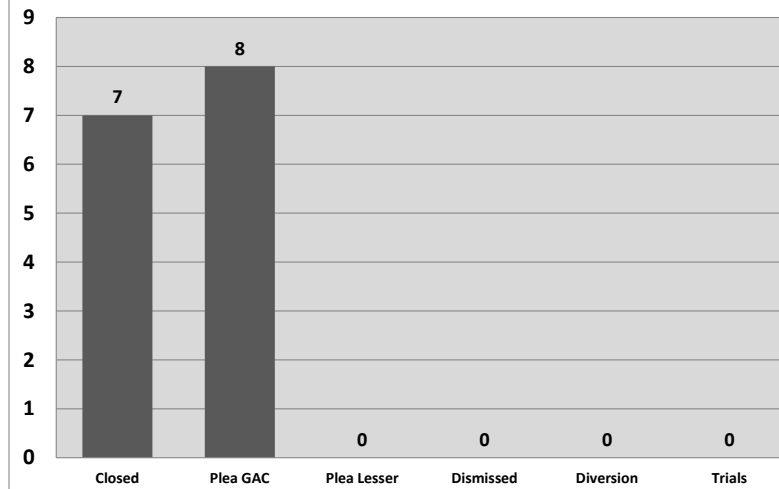
CY 2024 FINS Outcomes



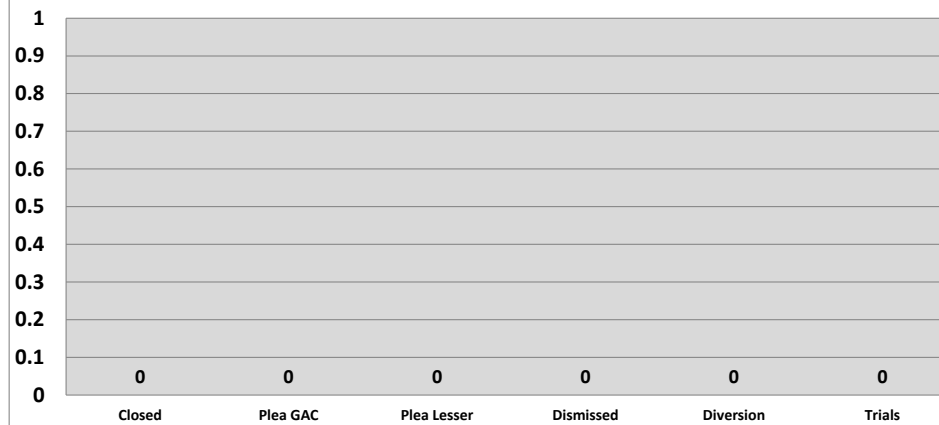
CY 2024 Delinquency Misdemeanor-Grade Outcomes



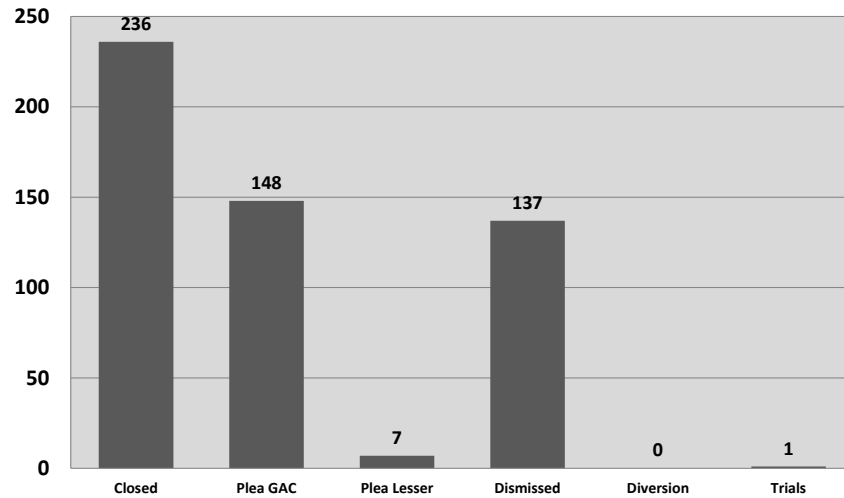
CY 2024 Delinquency Felony-Grade Outcomes



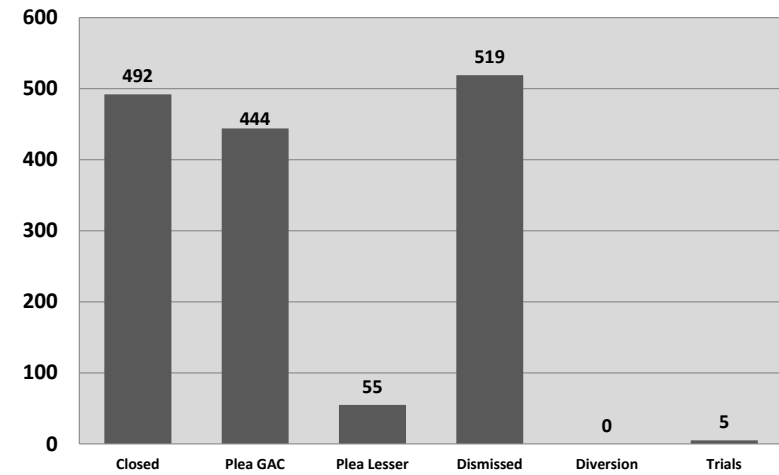
CY 2024 Delinquency Life Outcomes



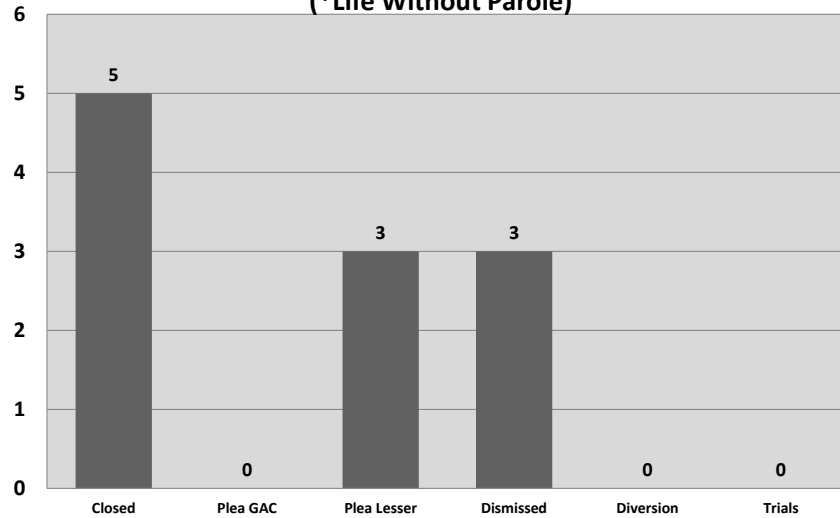
CY 2024 Adult Misdemeanor Outcomes



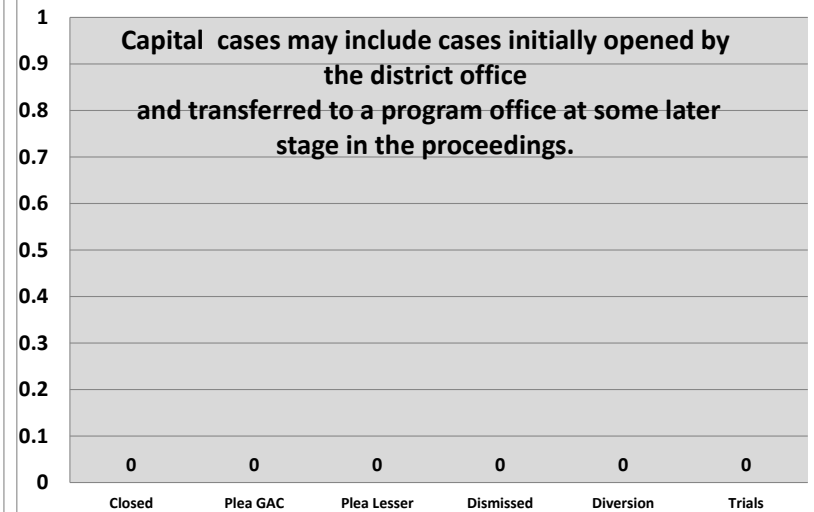
**CY 2024 Adult Felony Non-LWOP* Outcomes
(*Life Without Parole)**



**CY 2024 Adult Felony LWOP* Outcomes
(*Life Without Parole)**



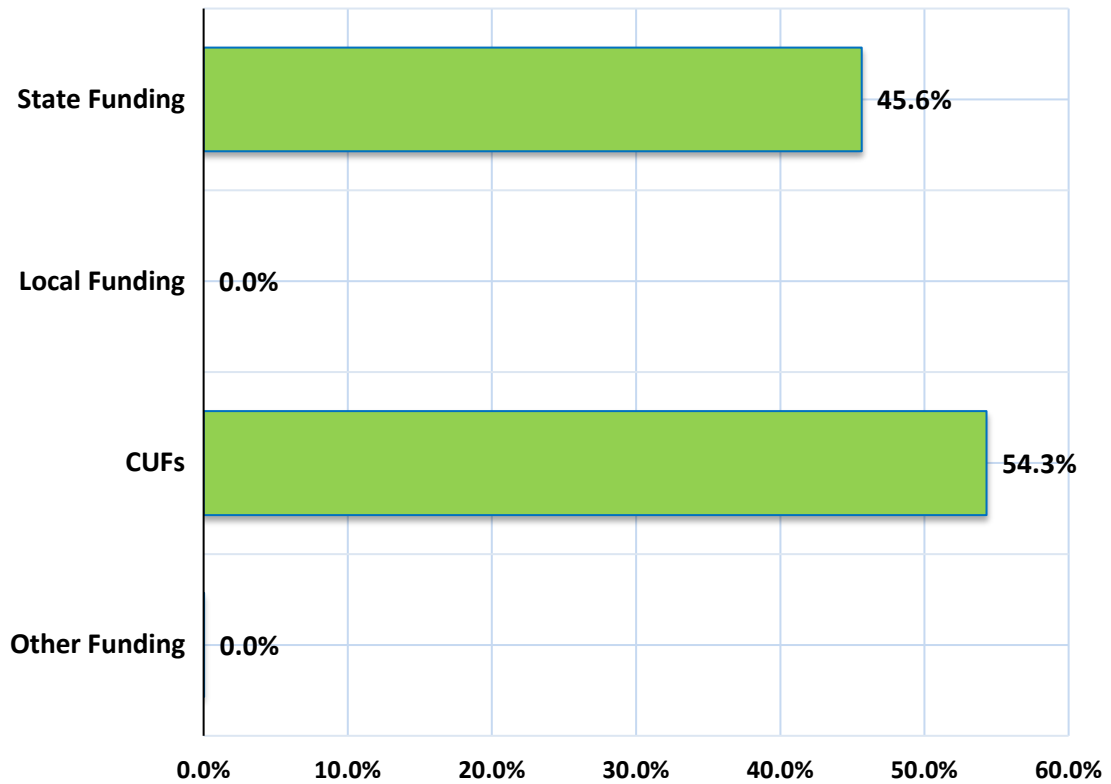
CY 2024 Capital Outcomes



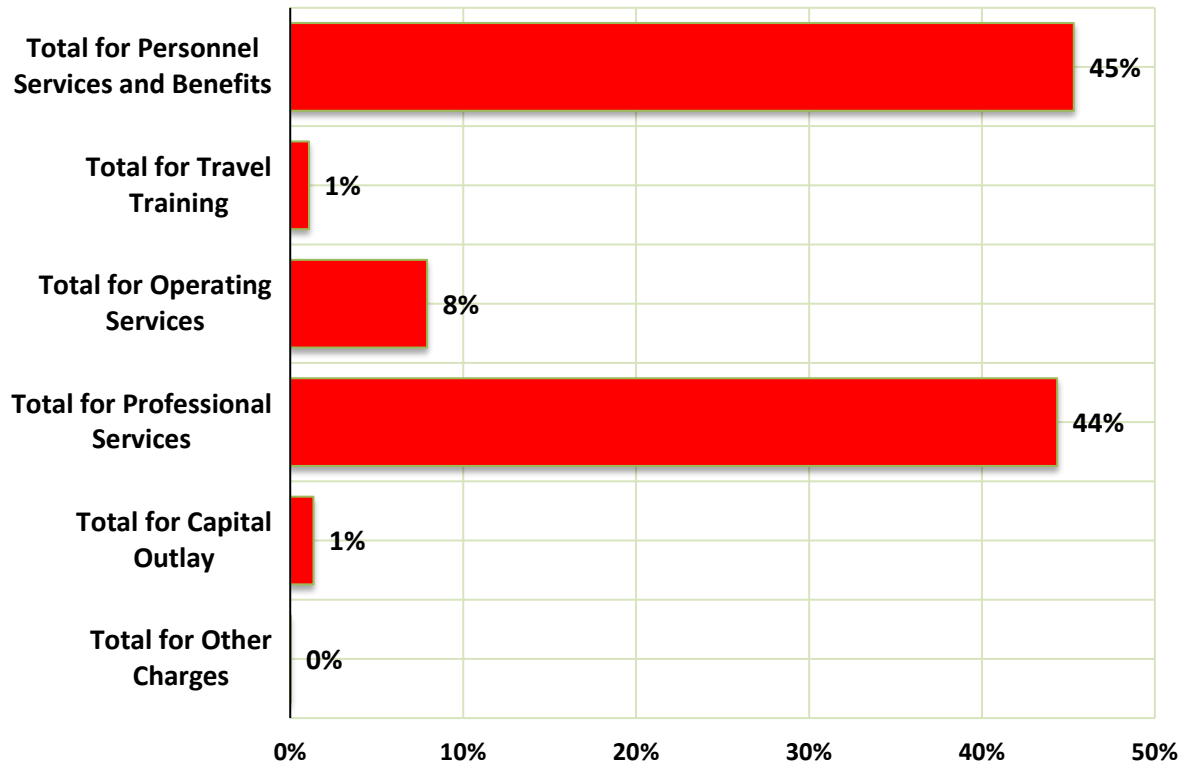
District 13 CY2024	Total CY2024
District Defender: Trisha Ward	
REVENUE	
Federal Government	
Grants - Direct	88.34
Grants - Indirect (pass thru State)	-
Total for Federal Government	88.34
State Government	
Department of Corrections	4,197.64
Child in Need of Care (CINC)	48,569.61
District Assistance Fund (DAF)	325,004.80
Supplemental/Emergency Funds	11,994.96
Grants	-
Other State Income -List source(s)	-
Total for State Government	389,767.01
Local Government	
Appropriations - General	-
Appropriations - Special	-
Taxes - Millages, Sales, Special, & Other	-
Condition of Probation	-
Criminal Bond Fees [\$2 per bonded case as per 15:85.1] and Surety Bond Licensing Fees [per 22:822 B]	20,166.96
Traffic Camera	-
Grants	-
Other Local Income -List source(s)	-
\$45 Special Court Costs [R.S. 15:168.B(1)] and \$35 Mayor's Court Costs	
Criminal District Court	-
City & City-Ward Courts	45,781.41
Judicial District Courts	-
Juvenile Court	-
Mayor's Court (\$35 Special Court Costs for Mayor's Court Only)	-
Magistrates' Courts	-
Municipal Court	-
Parish Courts	-
Traffic Court	-
Non-itemized, lump sum collected and remitted by all courts	-
Non-Itemized lump sum assessed by the court; collected and remitted by the Sheriff(s)	384,520.11
Non-Itemized lump sum assessed by the court; collected and remitted by the Police Juries	-
Total for \$45 Special Court Costs [R.S. 15:168.B(1)] and \$35 Mayor's Court Costs	430,301.52
Charges For Services	
\$40 Indigent Defense Application Fees [as per 15:175 A (1)(f)]	4,141.19
Partial Attorney Fees Reimbursements [as per 15:176]	-
Other Reimbursements	-
Other Local Income -List source(s)	133.41
Total for Charges For Services	4,274.60
Total for Local Government	454,743.08
Investment Earnings	
Interest Income	-
Other Investment Income - List source(s)	-
Total for Investment Earnings	-
Other Sources (Grants & Contributions)	
Non-Profit Organizations	-
Private Organizations	-
Corporate	-
Other - List source(s)	156.77
Total for Other Sources (Grants & Contributions)	156.77
Total for REVENUE	844,755.20

District 13 CY2024	Total CY2024
District Defender: Trisha Ward	
EXPENDITURES	
Personnel Services and Benefits	
Salaries	282,260.82
Accrued Leave	-
Payroll Taxes	29,277.72
Hospitalization and Disability Insurance	38,897.28
Retirement	-
Other	1,678.12
Total for Personnel Services and Benefits	352,113.94
Travel/Training	
Parking/Auto Tolls	-
Travel/Lodging/Per Diem/Mileage	8,377.84
Total for Travel/Training	8,377.84
Operating Services	
Advertisements	93.12
Workers' Compensation	445.00
Insurance - Malpractice	-
Insurance - Auto/Physical Liability	-
Insurance - Other	4,006.26
Lease - Office	-
Lease - Auto/Equipment	871.20
Lease - Other	-
Office Repair and Maintenance	7,900.00
Office - Telephone/Utilities/Postage/Internet	10,216.78
Dues and Seminars	8,386.62
Law Library/Journals/Subscriptions	9,722.10
Office Supplies	19,879.73
Total for Operating Services	61,520.81
Professional Services	
Audit/Accounting Expense	28,520.00
Contract Clerical	-
Expert Witness	-
Investigators	349.43
Interpreters	-
Social Workers	-
Capital Representation	-
Conflict	500.00
Contract - Juvenile Attorneys or CINC	39,999.96
Misdemeanor Attorney Contracts	22,000.00
Contract Attorneys - all other	253,000.00
IT/Technical Support	288.56
Total for Professional Services	344,657.95
Capital Outlay	
Major Acquisitions	10,460.19
Total for Capital Outlay	10,460.19
Other Charges	
Other Operating Expenses	75.00
Total for Other Charges	75.00
Total for EXPENDITURES	777,205.73
<p>"Note that some data in this report may change due to district corrections or revisions."</p>	

CY24 REVENUES



CY24 EXPENDITURES

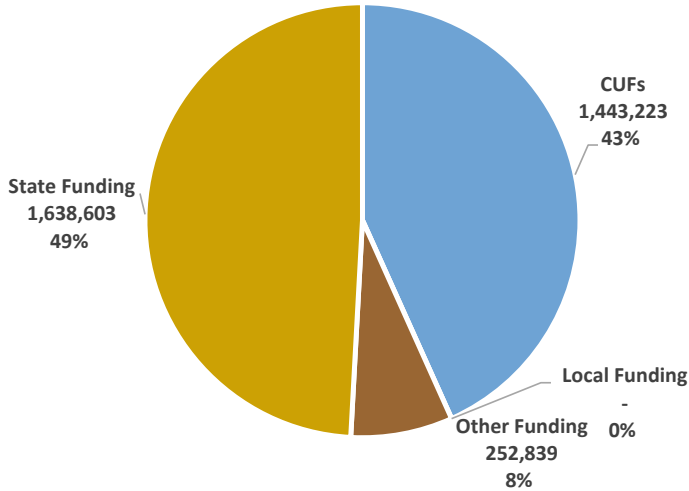




THE 14TH JUDICIAL DISTRICT PUBLIC DEFENDERS' OFFICE CALCASIEU (LAKE CHARLES)

DISTRICT DEFENDER: HARRY FONTENOT
121 W PUJO ST., SUITE 130
LAKE CHARLES, LA 70601
(337) 436-1718

2024 Funding Sources

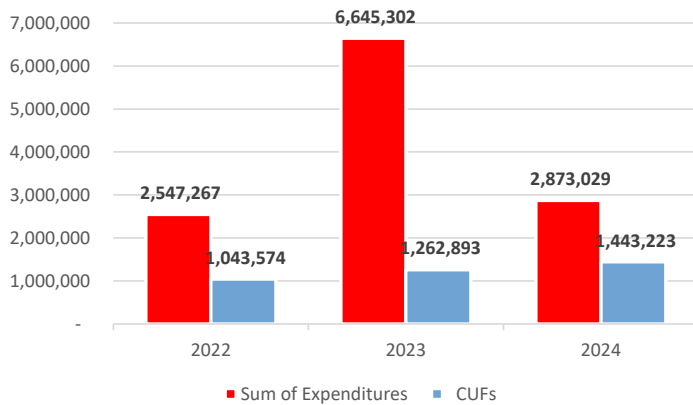


In 2024, the 14th Judicial District Office of the Public Defender received \$3,334,664 in total revenues. Of the total revenues received, 43% of funding was derived from Conviction and User Fees (CUFs). Forty-nine percent of district office funding was derived from state supplemental assistance. The district also received \$252,839 in other funding which includes rent from a building tenant.

Statutory Conviction and User Fees (CUFs) Judicial District Indigent Defender Fund

Revenue Stream	Statutory Authority
Special Court Costs (\$45)	R.S. 15:168(B)
Mayor's Court	R.S. 33:441)
Application Fee (\$40)	R.S. 15:175)
Partial Reimbursement	R.S. 15:176)
Bond Forfeiture	R.S. 15:571.11)
Civil Forfeiture (RICO)	R.S. 15:1356)
Posting of Criminal Bond (\$2)	R.S. 15:85.1)
Commercial Surety Bonds (\$45)	R.S. 22:822)

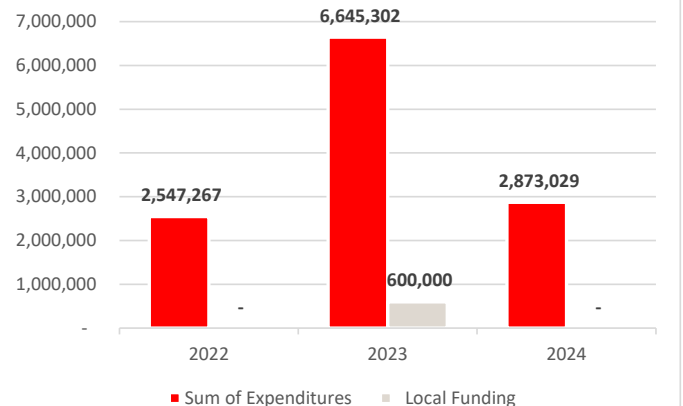
Comparison of 2024 Expenditures to CUFs



Louisiana's Public Defense System is intended to be funded primarily by Conviction and User Fees (CUFs). CUFs are comprised of eight statutes that require district court judges, city court judges, and mayors to assess fines or fees on people who have been convicted of a crime, traffic violation, or ordinance. CUFs are also generated by other actions in the criminal justice system such as bond fees, forfeitures, and application fees.

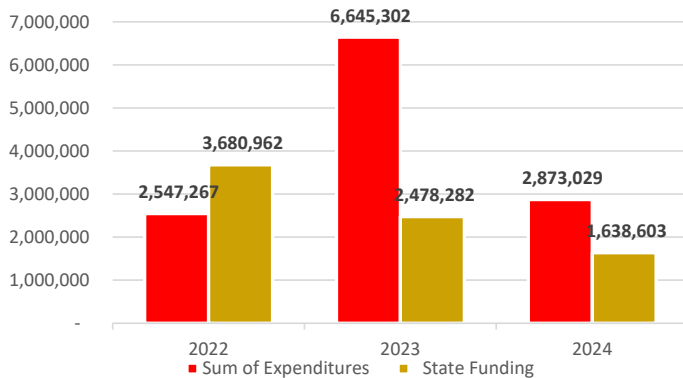
What was intended to serve as the primary funding source for public defenders only accounted for 50% of the office's expenditures in CY 2024. Please note that the 2023 spike in office expenditures is a result of the district's 2023 purchase of an office building.

Comparison of 2024 Expenditures to Local Revenues



In 2024, the 14th Judicial District Office of the Public Defender did not receive any local funding or in-kind support from the local governments within the district.

Comparison of 2024 Expenditures to State Funding



During Calendar Year 2024, the office received state funding totaling nearly 57% of the office's expenditures.

In 2022 and 2023 the office received an appropriation from the Legislature towards the purchase of an office building after Hurricanes Laura and Delta devastated the Lake Charles community. The reduction in state funding disbursed to the district is a function of a reduction in the appropriation received in 2023 and the elimination of that appropriation in 2024, following the purchase of the office space.

The 14th Judicial District Office of the Public Defender is comprised of a single parish, Calcasieu.

Public Defender's represent indigent persons accused of a crime or involved in Child in Need of Care matters across 14 sections of court.

In the 14th Judicial District, Public Defenders handle juvenile delinquency, Child in Need of Care, misdemeanor, and felony cases.

Number of Parishes in the
Judicial District

1

Number of Weighted
Sections of Court

14

District 14 Total Cases Handled
in 2024

10,819

Individuals
Represented in CY24

6,470

Adult Misdemeanors

2,646

Adult Felonies &
LWOPs

6,728

Delinq. & FINS
Cases

946

CINC &
Termination

499

During Calendar Year 2024, the 14th Judicial District Office of the Public Defender represented 6,470 individuals in 10,819 total cases. Undoubtedly, a significant portion of the cases handled during 2024 were rooted in the effects of Louisiana's mental health and substance abuse crises. As the Office of the State Public Defender seeks a stable, reliable, and adequate funding stream that is not reliant on Conviction and User Fees (CUFs) we also seek to have a criminal justice system that we can pay for. A system that focuses on non-carceral rehabilitative interventions when appropriate.



THE 14TH JDC PUBLIC DEFENDERS' OFFICE

Parish(es) & Seat(s)	Calcasieu - Lake Charles
Population	203,761
District Defender	Harry Fontenot
Years as District Defender	12
Before Becoming District Defender, Years in Public Defense	26
Does the District Defender Maintain a Private Practice? If NO, Simply Enter a Zero. If Yes, Enter the Number of Estimated Hours Per Month on Average	0
Office Manager	Mitchell P. Bergeron - Deputy District Defender & Chief financial Officer
Primary Office Street Address	121 W. Pujo St., Suite 130
City	Lake Charles
ZIP	70601
Days of Week Open (M-F) and Office Hours (am -pm)	8:30 am - 5 pm
Primary Phone	(337) 436-1718
Primary Mailing Address	P.O. Box 3757, Lake Charles, LA 70602
Primary Fax Number	337-494-0370
Primary Emergency Contact	Harry Fontenot
Primary Emergency Phone	337-405-9771
Secondary Emergency Contact	Mitchell Bergeron
Secondary Emergency Phone	337-529-0907
Other District Office(s) Physical and Mailing Addresses and Phone Numbers	N/A
Other District Office Contact Personnel (Primary Only)	N/A
Name of Owner(s) of Office(s)/Building (i.e., Lessor)	Calcasieu Parish Public Defender's Office
If The Office Does Not Own Its Building(s) AND Pays No Rent, Indicate The Source Of Office Space Support	N/A
Total Annual Cash Support by Local Appropriation or Tax/Millage (indicate if this figure is an estimate)	N/A
# And Job Titles Of All Staff Whose Wages Are Provided By Local Government	N/A
Total PDO Staff Costs <u>Provided by Local Government</u>	N/A

# of Workers with Retirement Benefits Paid by Local Government	N/A
Total Annual Cost of Retirement Benefits Paid by Local Government (if unknown enter "UNK")	N/A
# of Workers with Health Benefits Paid by Local Government	N/A
Total Annual Cost of Health Benefits Paid by Local Government (if unknown enter "UNK")	N/A
List Any Other Local In-Kind Contributions Or Other Support From Local Government	NONE
Courts and Locations	14th Judicial District Court, Calcasieu Parish, Lake Charles; Lake Charles City Court; and Sulphur City Court.
Number of Divisions/Sections of Criminal Court for Each Court in District (Include District Court, CRIMINAL District Court, City Court, Municipal Court, Mayor's Court, etc.) For Which your Office Provides Representation	13
Name of Adult Detention Facilities in This District	Calcasieu Correctional Center, Lake Charles, Louisiana
Name of Adult Detention Facilities Outside the District Which Hold Clients	East Carroll and Tensas Parishes.
Name of Juvenile Detention Facilities In This District	Juvenile Detention Center, Lake Charles, Louisiana
Name of Juvenile Detention Facilities Outside the District Which Hold Clients	None
Do Your Courts Routinely Bring Juveniles Before The Judge In Shackles If They Are Being Held In Detention Or Secure Custody At The Time Of The Hearing? Note That Ch. Code Art. 408 Forbids Routine Shackling	The courts comply with the change in the law. The court does not require juveniles to be shackled in open court unless they are a risk of violence or flight. If the juvenile is shackled the judge(s) must state the reason for shackling.
District Attorney	Stephen Dwight
Chief Judge of Criminal District Court	Robert Wyatt
Juvenile Court Judges (Specify District or City Court)	Cynthia Clay Guillory, Mitch Redd and Bill Cutrera
Drug Court Judges	G. Michael Canaday and David Ritchie
Mental Health Court Judges	Robert Wyatt
Other Specialty Court	David Ritchie and Kendrick Guillory
Name of Specialty and Brief Description:	Veteran's Court will used to address the specific mental health or substance abuse needs of veteran's who are brought into the criminal justice system.
Short Term Critical Issue Areas	Adequate funding and benefits to attract and retain employees
Long-Term Critical Issue Areas and other External Factors (outside of your control) that Negatively Affect the Delivery of Services in Your District	Adequate Funding and Benefits to attract and retain employees.

2024 Media Coverage and/or Major Accomplishments	Staff was mentioned on news several times because of trials in the district.
Describe Supervisory Structure in Your District (For Attorneys and Non-Attorneys)	District Defender Harry Fontenot oversees all aspects of the Office. Deputy District Defender Mitchell Bergeron has supervisory authority over all employees and is the Chief Financial Officer. Joshua Monroe has been appointed supervisor over the staff and line Attorneys. LWOP Attorneys Andrew Casanave and King Alexander have supervisory authority over line defenders in their divisions and act as mentors and training officers.
Medical Benefits for Any Staff, Please Describe, Noting Who Pays For the Benefit	Yes, Fulltime staff provided with health, dental and life insurance without deductions from their salary. The payments come from the 14th JDC PDO District Fund.
Number of Cases Involving Children Under Age 18 (prior to April 19, 2024), and Children Under Age 17 (After April 19, 2024) in Your District That Were Directly Filed in Adult Court or Transferred to Adult Court in 2024	3
Number of Cases Involving Children Under Age 18 (prior to April 19, 2024), and Children Under Age 17 (After April 19, 2024) in Your District in Which a Transfer of a Child to Adult Court was Denied	0
Please Provide the Names of All State Representatives and Senators from Your District	Senators are Mark Abraham and Mike Reese. Representatives are Ryan Bourriaque, Dewith Carrier, Wilford Dan Carter, Sr., Les Farnum, Brett F. Geymann, Troy D. Romero and Phillip Eric Tarver.
What Changes Have You Implemented in Your District Office in 2024 That Have Improved the Delivery of Public Defender Services?	We hired a graduate of an accredited law school in Puerto Rico. She is awaiting her bar test results. Her husband is stationed in Lake Charles with the Coast Guard for the next 4 years. She intends to take the Louisiana Bar. She is fluent in English and Spanish. For the cost of an investigator we have an employee who understands the law and translates for the attorneys. She has been a great help to the line attorneys as we are seeing a huge increase in hispanic clients.

14th District Defender Office CY 2024 Caseloads & Outcomes

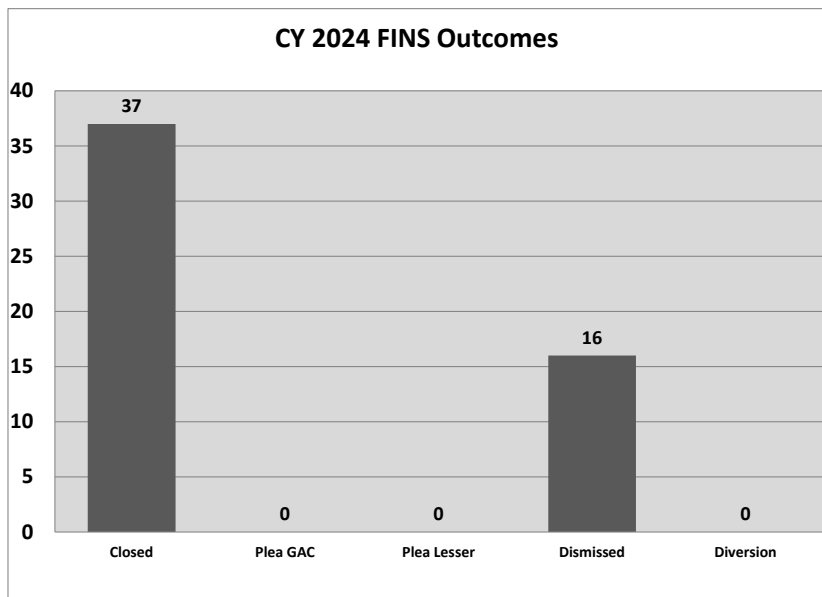

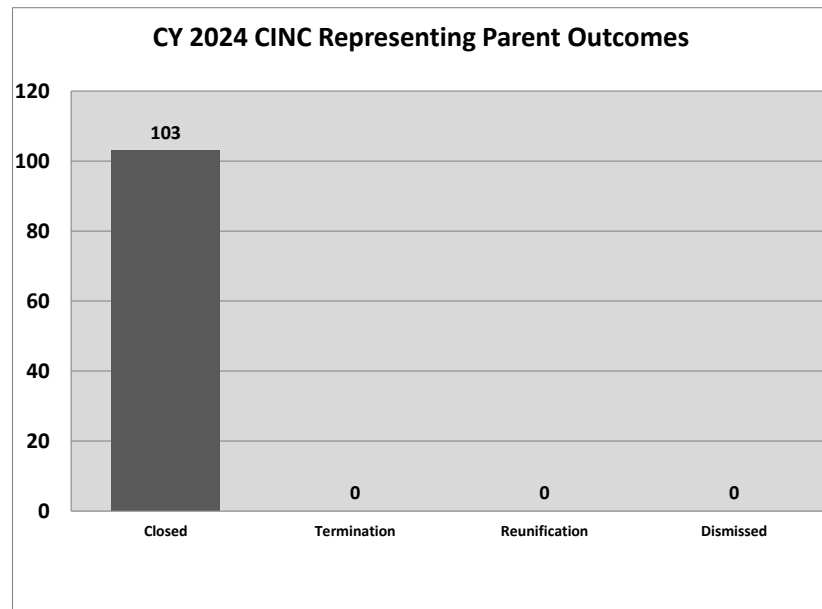
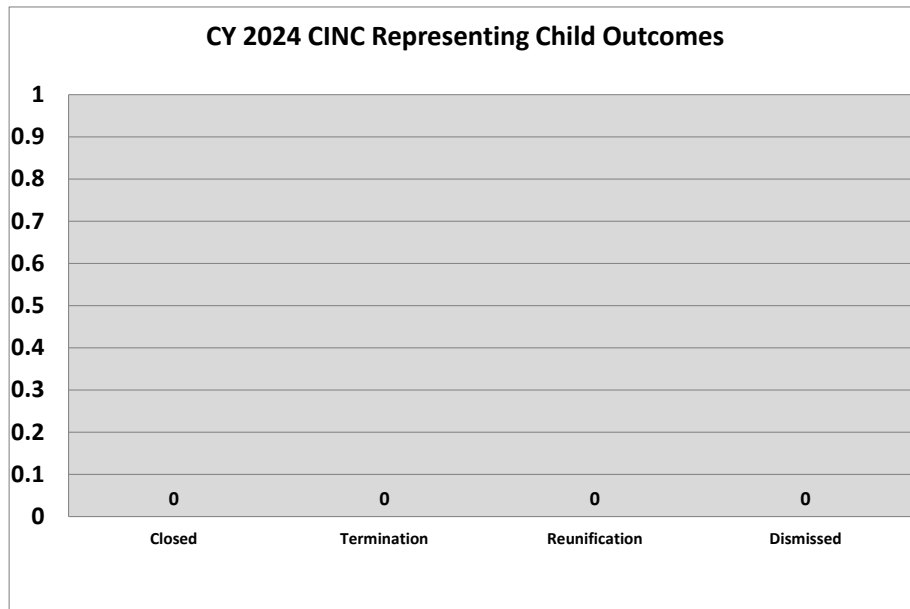
Case Type	New Cases 01/1/2024- 12/31/2024	Closed Cases 01/1/2024- 12/31/2024	Pending Cases* (# of Cases pending on 12/31/2023)	# of Cases pending on 12/31/2023 plus New Cases Received 01/1/2024- 12/31/2024	# Cases Resulting in Termination of Parental Rights	# Cases Resulting in Reunification	# Charges with Admit/Guilty Plea to Current Offense	# Charges with Plea of Guilty to Lesser Charge	# Charges Resulting in Dismissal	# Charges Resulting in Diversion or Deferred Disposition	# Jury Trials: Found Not Guilty	# Jury Trials: Found Guilty	# Judge Trials: Found Not Guilty	# Judge Trials: Found Guilty	Total Trials
Child Support	0	0	0	0	N/A	N/A	N/A	N/A	0	N/A	N/A	N/A	N/A	N/A	0
CINC-Child	0	0	0	0	0	0	N/A	N/A	0	N/A	N/A	N/A	N/A	N/A	0
CINC-Parent	229	103	267	496	0	0	N/A	N/A	0	N/A	N/A	N/A	N/A	N/A	0
Termination	0	0	3	3	0	0	N/A	N/A	0	N/A	N/A	N/A	N/A	N/A	0
FINS	68	37	59	127	N/A	N/A	0	0	16	0	N/A	N/A	N/A	N/A	0
Delinquency Misdemeanor	168	171	214	382	N/A	N/A	79	8	42	6	N/A	N/A	0	0	0
Delinquency Felony	156	159	279	435	N/A	N/A	123	7	116	0	N/A	N/A	0	0	0
Delinquency-Life	0	0	2	2	N/A	N/A	0	0	0	0	N/A	N/A	0	0	0
Juvenile Revocations	0	4	0	0	N/A	N/A	0	0	0	N/A	N/A	N/A	N/A	N/A	0
Adult Misdemeanor*	1642	1383	1004	2646	N/A	N/A	575	147	1240	0	0	1	0	1	2
Adult Felony Non-LWOP**	2776	2837	2710	5486	N/A	N/A	1261	451	1824	0	0	5	0	0	5
Adult LWOP	21	19	48	69	N/A	N/A	5	6	12	0	0	0	1	0	1
Capital***	0	0	0	0	N/A	N/A	0	0	0	0	0	0	0	0	0
Revocations	110	67	1061	1171	N/A	N/A	0	0	0	0	N/A	N/A	N/A	N/A	0
PCR	0	0	0	0	N/A	N/A	N/A	N/A	N/A	N/A	N/A	N/A	0	0	0
SOAP	0	1	2	2	N/A	N/A	N/A	N/A	N/A	N/A	N/A	N/A	N/A	N/A	0

NOTE: Charges columns include all charges filed in association with a particular Case Type, regardless of each charge's severity.

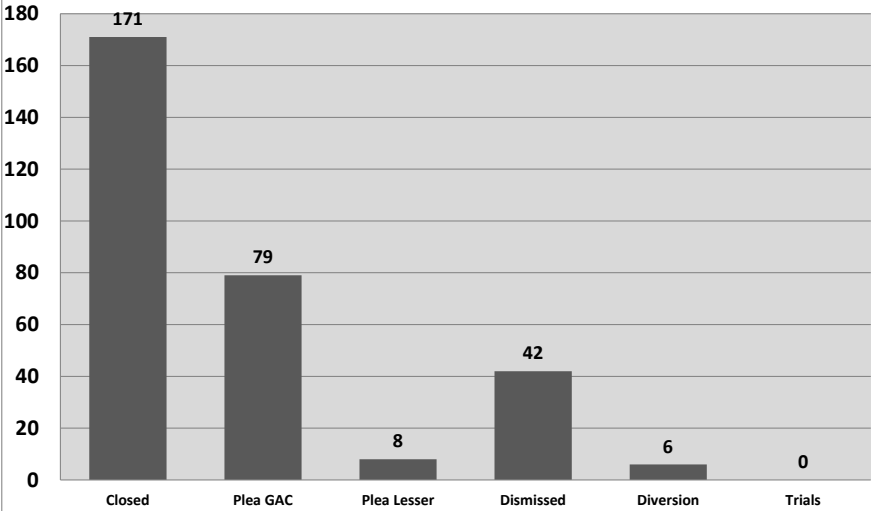
*Includes Traffic, Parish/Municipal Ordinances, Extradition and Unclassified Cases

**Life Without Parole

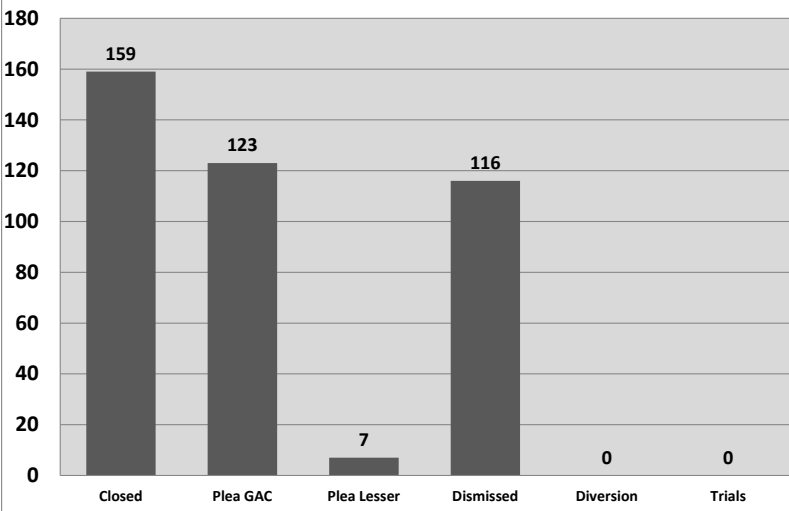
***Capital cases may include cases initially opened by the district office and transferred to a program office at some later stage in the proceedings.



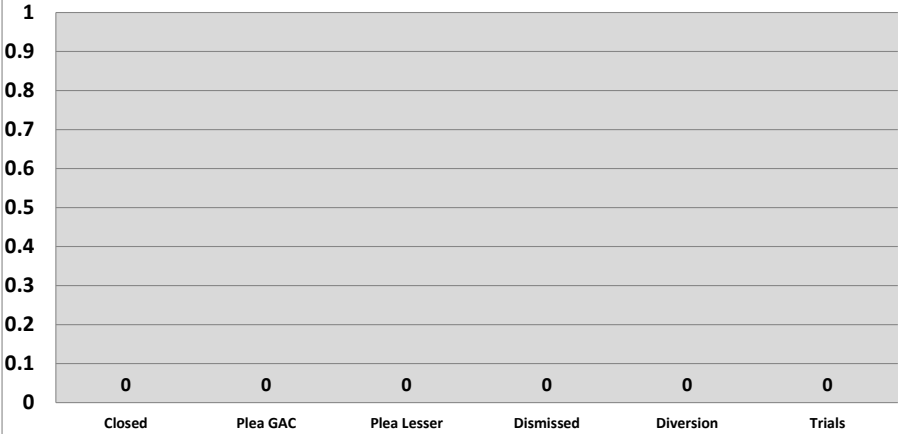
CY 2024 Delinquency Misdemeanor-Grade Outcomes



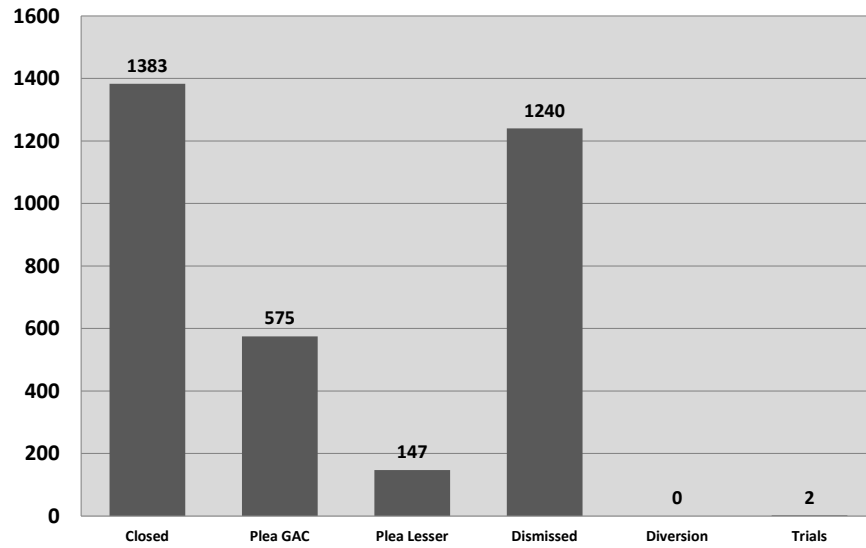
CY 2024 Delinquency Felony-Grade Outcomes



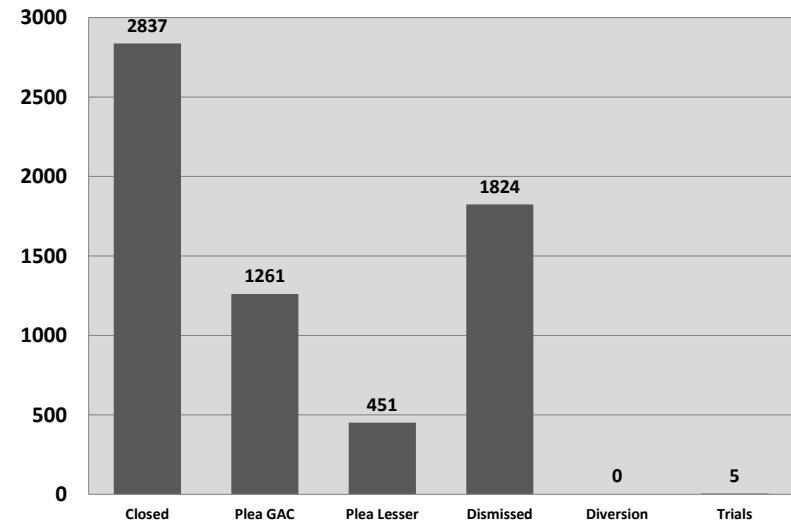
CY 2024 Delinquency Life Outcomes



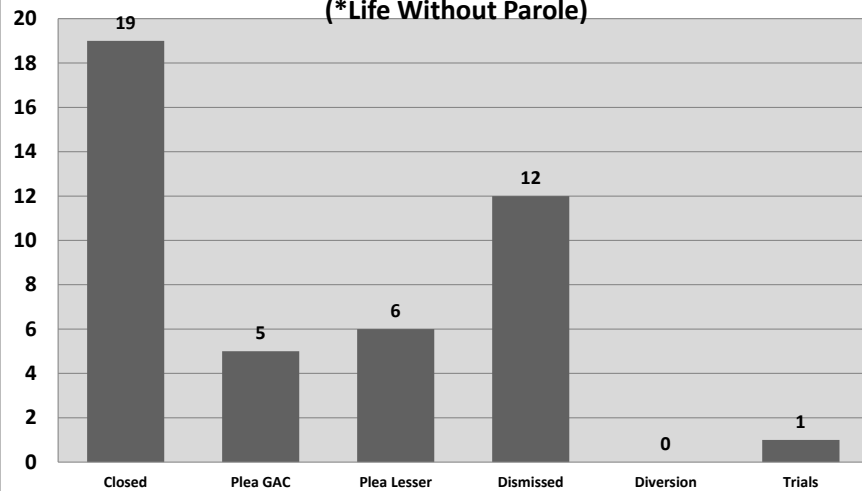
CY 2024 Adult Misdemeanor Outcomes



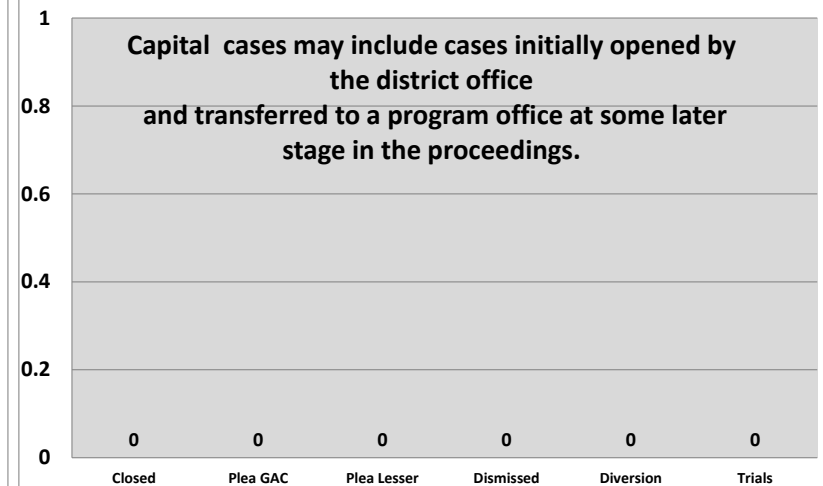
**CY 2024 Adult Felony Non-LWOP* Outcomes
(*Life Without Parole)**



**CY 2024 Adult Felony LWOP* Outcomes
(*Life Without Parole)**



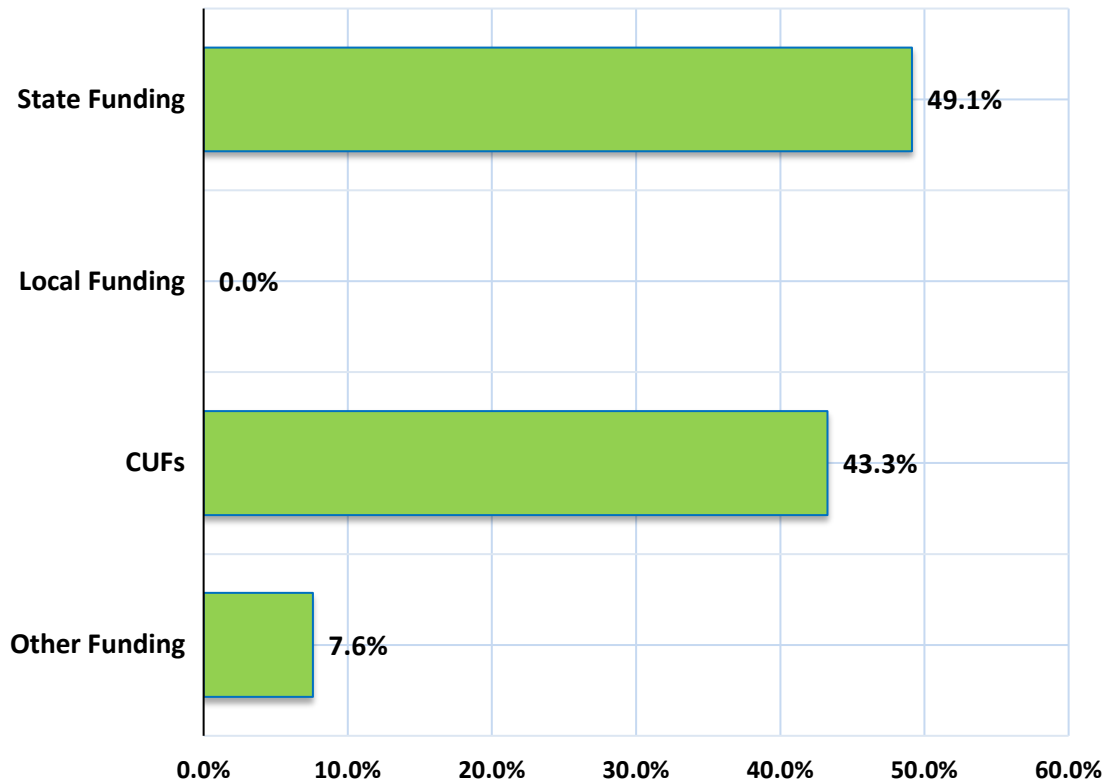
CY 2024 Capital Outcomes



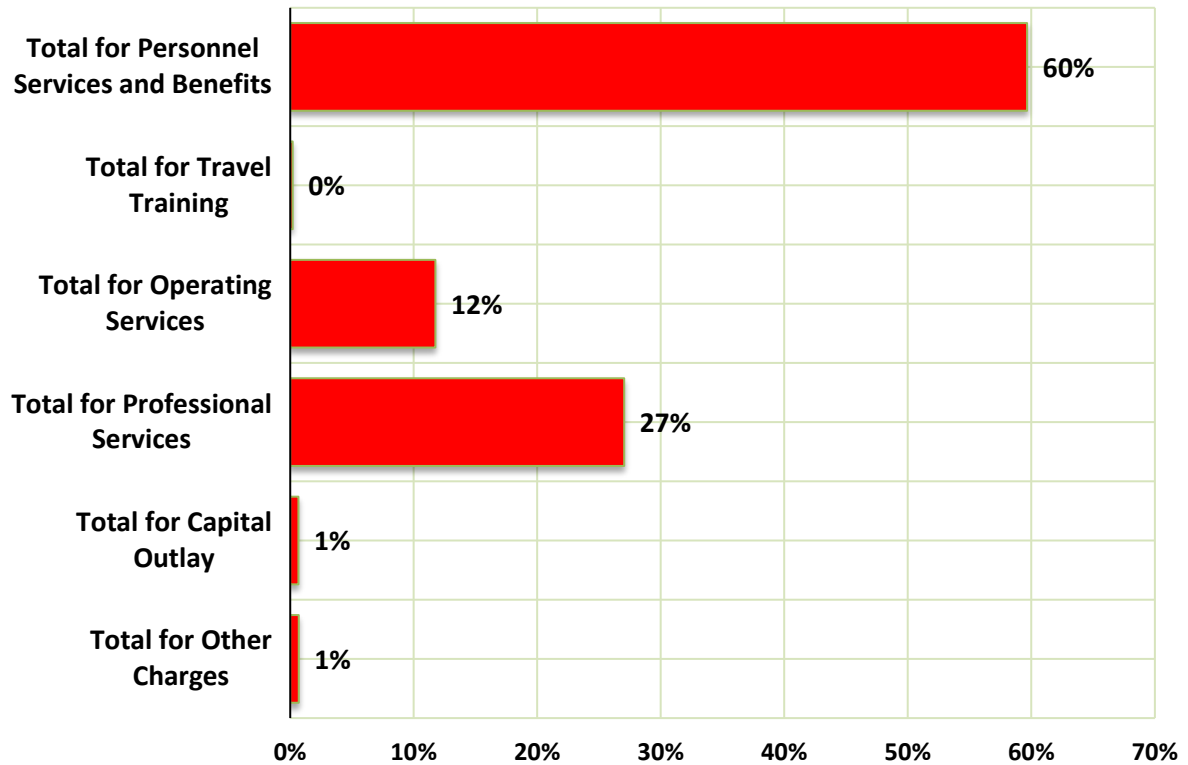
District 14 CY2024	Total CY2024
District Defender: Harry Fontenot	
REVENUE	
Federal Government	
Grants - Direct	-
Grants - Indirect (pass thru State)	-
Total for Federal Government	-
State Government	
Department of Corrections	-
Child in Need of Care (CINC)	87,499.92
District Assistance Fund (DAF)	1,497,551.54
Supplemental/Emergency Funds	53,551.14
Grants	-
Other State Income -List source(s)	-
Total for State Government	1,638,602.60
Local Government	
Appropriations - General	-
Appropriations - Special	-
Taxes - Millages, Sales, Special, & Other	-
Condition of Probation	-
Criminal Bond Fees [\$2 per bonded case as per 15:85.1] and Surety Bond Licensing Fees [per 22:822 B]	230,621.77
Traffic Camera	-
Grants	-
Other Local Income -List source(s)	-
\$45 Special Court Costs [R.S. 15:168.B(1)] and \$35 Mayor's Court Costs	-
Criminal District Court	-
City & City-Ward Courts	306,040.57
Judicial District Courts	82,802.97
Juvenile Court	-
Mayor's Court (\$35 Special Court Costs for Mayor's Court Only)	103,600.00
Magistrates' Courts	-
Municipal Court	-
Parish Courts	-
Traffic Court	170,235.00
Non-itemized, lump sum collected and remitted by all courts	-
Non-Itemized lump sum assessed by the court; collected and remitted by the Sheriff(s)	230,923.57
Non-Itemized lump sum assessed by the court; collected and remitted by the Police Juries	-
Total for \$45 Special Court Costs [R.S. 15:168.B(1)] and \$35 Mayor's Court Costs	893,602.11
Charges For Services	
\$40 Indigent Defense Application Fees [as per 15:175 A (1)(f)]	41,516.80
Partial Attorney Fees Reimbursements [as per 15:176]	277,482.55
Other Reimbursements	238.55
Other Local Income -List source(s)	1,068.51
Total for Charges For Services	320,306.41
Total for Local Government	1,444,530.29
Investment Earnings	
Interest Income	-
Other Investment Income - List source(s)	251,532.00
Total for Investment Earnings	251,532.00
Other Sources (Grants & Contributions)	
Non-Profit Organizations	-
Private Organizations	-
Corporate	-
Other - List source(s)	-
Total for Other Sources (Grants & Contributions)	-
Total for REVENUE	3,334,664.89

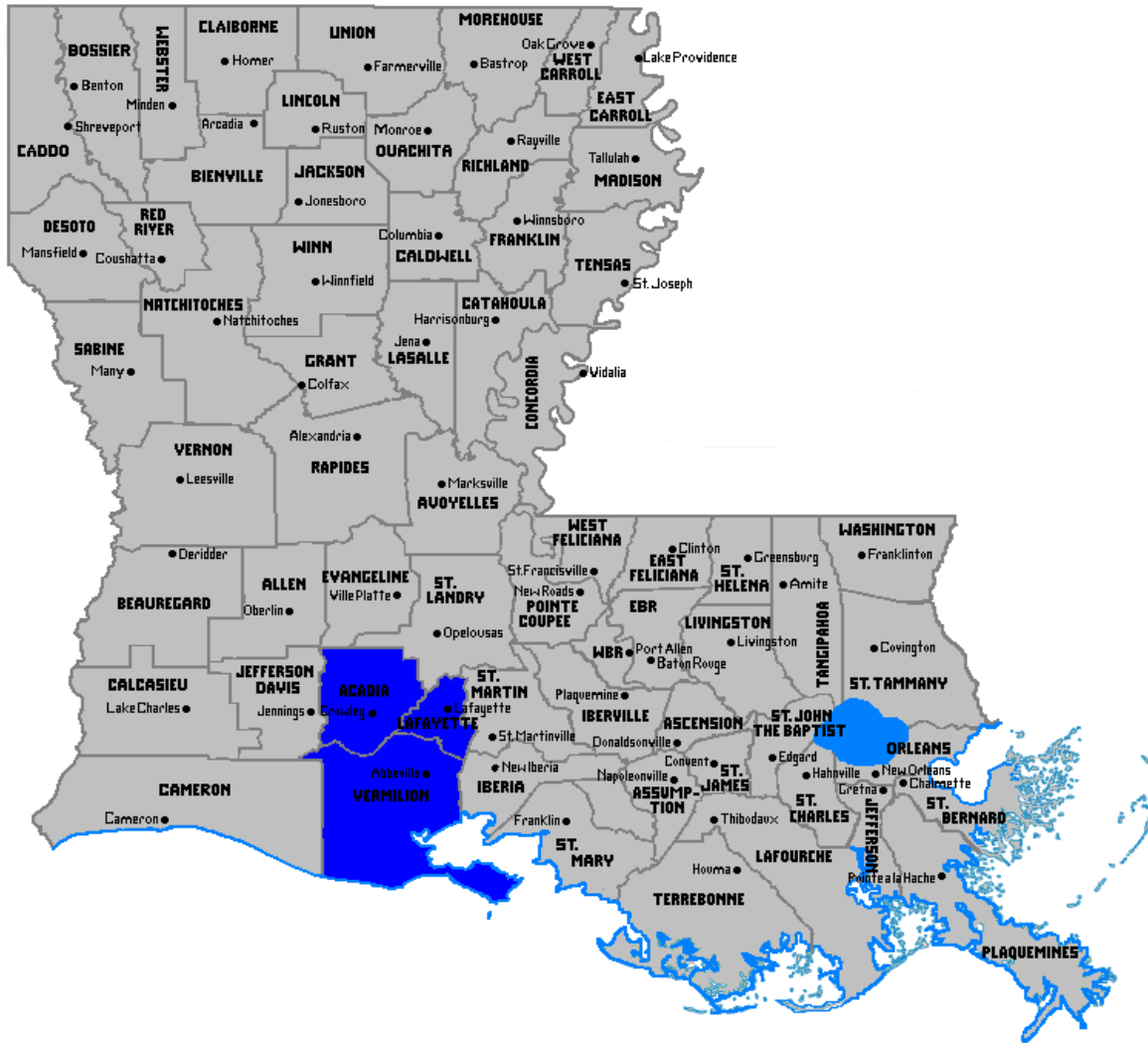
District 14 CY2024	Total CY2024
District Defender: Harry Fontenot	
EXPENDITURES	
Personnel Services and Benefits	
Salaries	1,379,151.46
Accrued Leave	-
Payroll Taxes	103,672.97
Hospitalization and Disability Insurance	198,692.95
Retirement	32,642.19
Other	-
Total for Personnel Services and Benefits	1,714,159.57
Travel/Training	
Parking/Auto Tolls	331.34
Travel/Lodging/Per Diem/Mileage	5,470.53
Total for Travel/Training	5,801.87
Operating Services	
Advertisements	34.73
Workers' Compensation	3,861.01
Insurance - Malpractice	24,672.00
Insurance - Auto/Physical Liability	2,696.72
Insurance - Other	55,752.47
Lease - Office	2,250.00
Lease - Auto/Equipment	205.10
Lease - Other	30,720.00
Office Repair and Maintenance	69,356.99
Office - Telephone/Utilities/Postage/Internet	68,273.60
Dues and Seminars	10,724.00
Law Library/Journals/Subscriptions	25,971.59
Office Supplies	43,061.96
Total for Operating Services	337,580.17
Professional Services	
Audit/Accounting Expense	15,000.00
Contract Clerical	-
Expert Witness	5,500.00
Investigators	-
Interpreters	-
Social Workers	-
Capital Representation	-
Conflict	411,718.44
Contract - Juvenile Attorneys or CINC	201,999.84
Misdemeanor Attorney Contracts	52,000.00
Contract Attorneys - all other	80,320.00
IT/Technical Support	9,989.40
Total for Professional Services	776,527.68
Capital Outlay	
Major Acquisitions	19,215.28
Total for Capital Outlay	19,215.28
Other Charges	
Other Operating Expenses	19,744.01
Total for Other Charges	19,744.01
Total for EXPENDITURES	2,873,028.58
<p>"Note that some data in this report may change due to district corrections or revisions."</p>	

CY24 REVENUES



CY24 EXPENDITURES





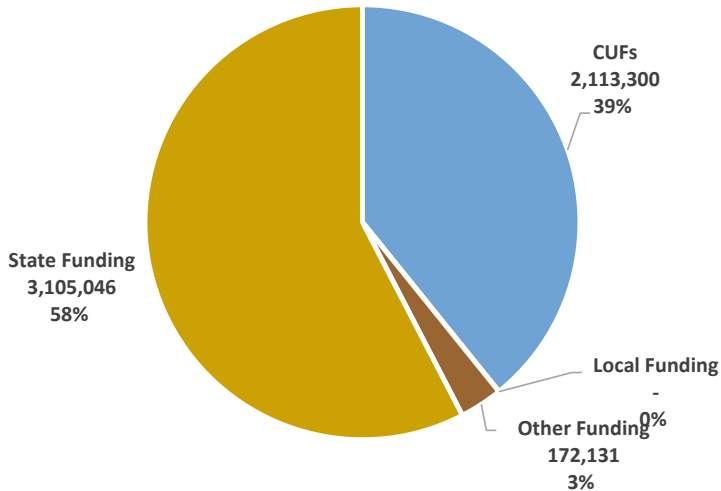
THE 15TH JUDICIAL DISTRICT PUBLIC DEFENDERS' OFFICE

ACADIA (CROWLEY) - LAFAYETTE (LAFAYETTE) - VERMILION (ABBEVILLE)

DISTRICT DEFENDER: AMANDA MARTIN

208 W. MAIN STREET
LAFAYETTE, LA 70501
(337) 232-9345

2024 Funding Sources

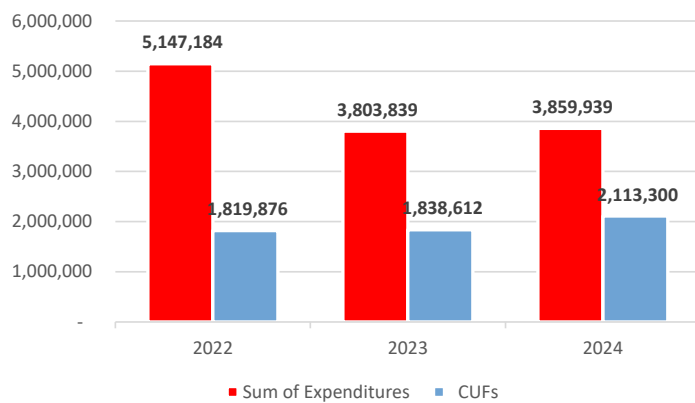


In 2024, the 15th Judicial District Office of the Public Defender received \$5,390,476 in total revenues. Of the total revenues received, 39% of funding was derived from Conviction and User Fees (CUFs), which exceeds the statewide average of 31%. Fifty-eight percent of district office funding was derived from state supplemental assistance.

Statutory Conviction and User Fees (CUFs) Judicial District Indigent Defender Fund

Revenue Stream	Statutory Authority
Special Court Costs (\$45)	R.S. 15:168(B)
Mayor's Court	R.S. 33:441)
Application Fee (\$40)	R.S. 15:175)
Partial Reimbursement	R.S. 15:176)
Bond Forfeiture	R.S. 15:571.11)
Civil Forfeiture (RICO)	R.S. 15:1356)
Posting of Criminal Bond (\$2)	R.S. 15:85.1)
Commercial Surety Bonds (\$45)	R.S. 22:822)

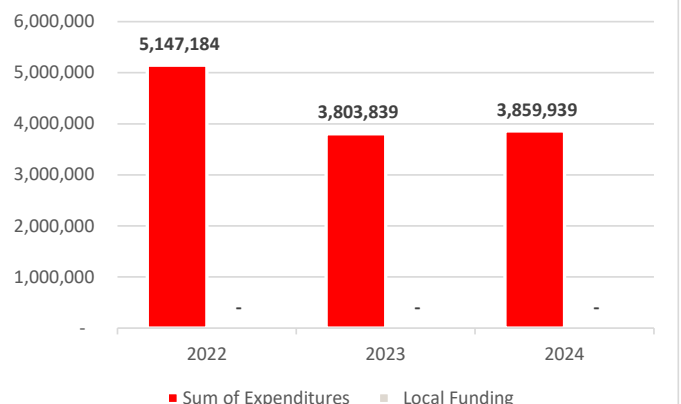
Comparison of 2024 Expenditures to CUFs



Louisiana's Public Defense System is intended to be funded primarily by Conviction and User Fees (CUFs). CUFs are comprised of eight statutes that require district court judges, city court judges, and mayors to assess fines or fees on people who have been convicted of a crime, traffic violation, or ordinance. CUFs are also generated by other actions in the criminal justice system such as bond fees, forfeitures, and application fees.

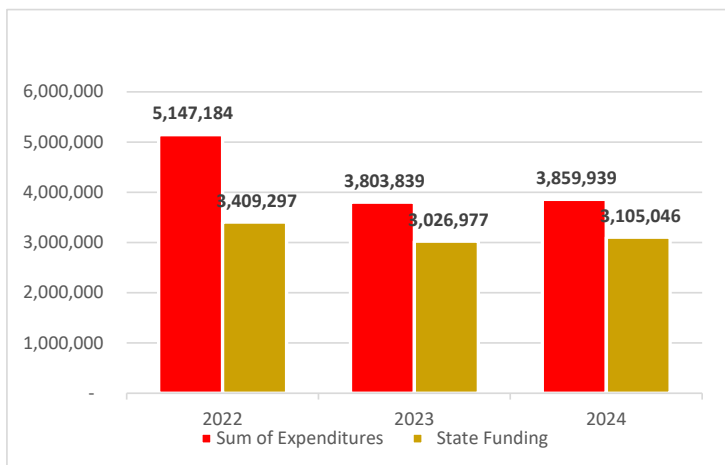
What was intended to serve as the primary funding source for public defenders only accounted for 54.7% of the office's expenditures in CY 2024.

Comparison of 2024 Expenditures to Local Revenues



In 2024, the 15th Judicial District Office of the Public Defender did not receive any local funding or in-kind support from the local governments within the district.

Comparison of 2024 Expenditures to State Funding



The failure of the public defender's system unstable funding stream has resulted in an increased reliance on state supplemental assistance for solvency in the district. During Calendar Year 2024, the office received state funding totaling 80% of the office's expenditures.

The 15th Judicial District Office of the Public Defender is a multi-parish district comprised of the parishes of Acadia, Lafayette, and Vermilion.

Public Defender's represent indigent persons accused of a crime or involved in Child in Need of Care matters across 20 sections of court.

In the 15th Judicial District, Public Defenders handle juvenile delinquency, Child in Need of Care, misdemeanor, and felony cases.

**Number of Parishes in the
Judicial District**

3

**Number of Weighted
Sections of Court**

20

District 15 **Total Cases Handled
in 2024** → **17,373**

**Individuals
Represented in CY24** → **11,425**

Adult Misdemeanors

4,771

**Adult Felonies &
LWOPs**

10,047

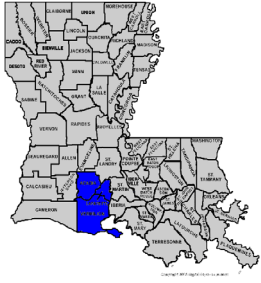
**Delinq. & FINS
Cases**

1,312

**CINC &
Termination**

1,237

During Calendar Year 2024, the 15th Judicial District Office of the Public Defender represented 11,425 individuals in 17,373 total cases. Undoubtedly, a significant portion of the cases handled during 2024 were rooted in the effects of Louisiana's mental health and substance abuse crises. As the Office of the State Public Defender seeks a stable, reliable, and adequate funding stream that is not reliant on Conviction and User Fees (CUFs) we also seek to have a criminal justice system that we can pay for. A system that focuses on non-carceral rehabilitative interventions when appropriate.



THE 15TH JDC PUBLIC DEFENDERS' OFFICE

Parish(es) & Seat(s)	Acadia - Crowley; Lafayette - Lafayette; Vermilion - Abbeville
Population	361,075
District Defender	Amanda A. Martin
Years as District Defender	2.2
Before Becoming District Defender, Years in Public Defense	7.3
Does the District Defender Maintain a Private Practice? If NO, Simply Enter a Zero. If Yes, Enter the Number of Estimated Hours Per Month on Average	0
Office Manager	Tourea Francis
Primary Office Street Address	208 W. Main St.
City	Lafayette
ZIP	70501
Days of Week Open (M-F) and Office Hours (am -pm)	M-F 8:00am - 4:30 pm
Primary Phone	337-232-9345
Primary Mailing Address	Post Office Box 3622, Lafayette, LA 70502
Primary Fax Number	337-232-1169
Primary Emergency Contact	Amanda A. Martin
Primary Emergency Phone	281-935-4568
Secondary Emergency Contact	Tourea Francis
Secondary Emergency Phone	337-281-5929
Other District Office(s) Physical and Mailing Addresses and Phone Numbers	New rental in Acadia at 112 East Hutchinson, Crowley, La. 70526; Purchased building in Vermilion at 107 Concord, Abbeville, La.
Other District Office Contact Personnel (Primary Only)	Acadia: Austin Freeman; Vermilion: JaVonna Charles
Name of Owner(s) of Office(s)/Building (i.e., Lessor)	Acadia - 112 Hutchinson LLC (Feb 2022); Lafayette, Kathy Atley

If The Office Does Not Own Its Building(s) AND Pays No Rent, Indicate The Source Of Office Space Support	PDO owns building in 1 of 3 parishes, rents in 2 parishes
Total Annual Cash Support by Local Appropriation or Tax/Millage (indicate if this figure is an estimate)	0
# And Job Titles Of All Staff Whose Wages Are Provided By Local Government	0
Total PDO Staff Costs <u>Provided by Local Government</u>	0
# of Workers with Retirement Benefits <u>Paid by Local Government</u>	0
Total Annual Cost of Retirement Benefits <u>Paid by Local Government</u> (if unknown enter "UNK")	0
# of Workers with Health Benefits Paid by Local Government	0
Total Annual Cost of Health Benefits Paid by Local Government (if unknown enter "UNK")	0
List Any Other Local In-Kind Contributions Or Other Support From Local Government	0
Courts and Locations	15th Judicial District Court, Lafayette Parish, 800 S. Buchanan, Lafayette; 15th Judicial District Court, Acadia Parish, Crowley; 15th Judicial District Court, Vermilion Parish, 100 N. State Street, Abbeville; Crowley City Court; Rayne City Court; Lafayette City Court; Abbeville City Court, 208 State Street, Abbeville; Kaplan City Court; Mayor's Courts, Lafayette Parish: Carencro, Youngsville, Scott. New Locations in Acadia and Vermilion. 212 East Hutchinson, Crowley, La. 7052 for Acadia. Acadia Parish Courthouse, 500 Parkerson Ave., Crowley, LA 70506.
Number of Divisions/Sections of Criminal Court for Each Court in District (Include District Court, CRIMINAL District Court, City Court, Municipal Court, Mayor's Court, etc.) For Which your Office Provides Representation	Lafayette- 5 Criminal Divisions, including one for all drug offenses; 2 juvenile Divisions in addition; Acadia 2 Criminal Divisions; Vermilion 2 Criminal Divisions. Lafayette City Court, Abbeville City Court, Kaplan City Court, Crowley City Court, and Rayne City Court. Mayor's Courts in Maurice, Broussard, Erath, Scott, Carencro and Youngsville.
Name of Adult Detention Facilities in This District	Acadia Parish Detention Center, 1061 Capital Avenue, Crowley, 70526; Acadia Parish Jail, 1037 Capital Avenue, Crowley, 70526; Lafayette Parish Correctional Center; Vermilion Parish Correctional Center - 14202 Savoy Road, Abbeville, 70510.
Name of Adult Detention Facilities Outside the District Which Hold Clients	Avoyelles Marksville Detention Center, Marksville, LA; New Iberia Correction Center, New Iberia, LA ; Richland Detention Center, Rayville, LA; East Carroll Riverbend Correctional Center.

Name of Juvenile Detention Facilities In This District	Lafayette Juvenile Detention Center.
Name of Juvenile Detention Facilities Outside the District Which Hold Clients	Lafayette Parish Juvenile Detention, PO Box 2399, Lafayette, LA; Assumption Youth Detention Center, 122 Parish Complex Rd, Napoleonville, LA 70390, Acadiana Center For Youth, 1536 Bordelon Road, Bunkie, LA 71322; Facility in Alabama
Do Your Courts Routinely Bring Juveniles Before The Judge In Shackles If They Are Being Held In Detention Or Secure Custody At The Time Of The Hearing? Note That Ch. Code Art. 408 Forbids Routine Shackling	Very few occasions for court shackles on kids. Continuing objections when the court violates this principle.
District Attorney	Donald Landry
Chief Judge of Criminal District Court	Susan Theall
Juvenile Court Judges (Specify District of City Court)	AD hoc City Court Judge Vanessa Harris
Drug Court Judges	Sobriety Court - Judge Michele Billeaud
Mental Health Court Judges	No Mental Health or Veterans Courts
Other Specialty Court	Yes
Name of Specialty and Brief Description:	Sobriety Court
Short Term Critical Issue Areas	Frequent turnover of staff and attorneys
Long-Term Critical Issue Areas and other External Factors (outside of your control) that Negatively Affect the Delivery of Services in Your District	Attorneys with multi-district contracts
2024 Media Coverage and/or Major Accomplishments	Judge Jules Edwards passed
Describe Supervisory Structure in Your District (For Attorneys and Non-Attorneys)	Section Chiefs; H R by Business Team Leader; District Defender assisted by First Assistant and Section Chiefs
Medical Benefits for Any Staff, Please Describe, Noting Who Pays For the Benefit	Health Insurance - employee choice of High Deductible HSA or Regular Insurance; Dental and Vision now included. PDO pays premiums.
Number of Cases Involving Children Under Age 18 (prior to April 19, 2024), and Children Under Age 17 (After April 19, 2024) in Your District That Were Directly Filed in Adult Court or Transferred to Adult Court in 2024	5
Number of Cases Involving Children Under Age 18 (prior to April 19, 2024), and Children Under Age 17 (After April 19, 2024) in Your District in Which a Transfer of a Child to Adult Court was Denied	0

Please Provide the Names of All State Representatives and Senators from Your District	SENATE - Blake Miguez (22); Jean-Paul Coussan (23) HOUSE - Troy Heber (31); Chance Henry (42); Josh Carlson (43); Brach Myers (45); Jacob Landry (49).
What Changes Have You Implemented in Your District Office in 2024 That Have Improved the Delivery of Public Defender Services?	Met with judges, clerk and district attorney office to implement a system to effectively keep maintain caseloads; and created a tier system where experience attorneys mentor, train and supervise younger attorneys in handling caseloads, trial preparation and trial participation.

15th District Defender Office CY 2024 Caseloads & Outcomes

Case Type	New Cases 01/1/2024- 12/31/2024	Closed Cases 01/1/2024- 12/31/2024	Pending Cases* (# of Cases pending on 12/31/2023)	# of Cases pending on 12/31/2023 plus New Cases Received 01/1/2024- 12/31/2024	# Cases Resulting in Termination of Parental Rights	# Cases Resulting in Reunification	# Charges with Admit/Guilty Plea to Current Offense	# Charges with Plea of Guilty to Lesser Charge	# Charges Resulting in Dismissal	# Charges Resulting in Diversion or Deferred Disposition	# Jury Trials: Found Not Guilty	# Jury Trials: Found Guilty	# Judge Trials: Found Not Guilty	# Judge Trials: Found Guilty	Total Trials
Child Support	87	185	97	184	N/A	N/A	N/A	N/A	2	N/A	N/A	N/A	N/A	N/A	0
CINC-Child	0	0	1	1	0	0	N/A	N/A	0	N/A	N/A	N/A	N/A	N/A	0
CINC-Parent	419	312	578	997	0	87	N/A	N/A	0	N/A	N/A	N/A	N/A	N/A	0
Termination	7	26	48	55	17	0	N/A	N/A	1	N/A	N/A	N/A	N/A	N/A	0
FINS	39	29	10	49	N/A	N/A	4	0	19	0	N/A	N/A	N/A	N/A	0
Delinquency Misdemeanor	369	291	233	602	N/A	N/A	86	1	181	62	N/A	N/A	0	0	0
Delinquency Felony	359	336	298	657	N/A	N/A	294	25	284	35	N/A	N/A	0	0	0
Delinquency-Life	3	2	1	4	N/A	N/A	0	0	2	0	N/A	N/A	0	0	0
Juvenile Revocations	0	5	0	0	N/A	N/A	0	0	0	N/A	N/A	N/A	N/A	N/A	0
Adult Misdemeanor*	2959	2761	1812	4771	N/A	N/A	1567	173	1643	0	1	0	1	12	14
Adult Felony Non-LWOP**	4303	5244	4868	9171	N/A	N/A	2143	737	6741	0	4	18	2	5	29
Adult LWOP	61	65	123	184	N/A	N/A	4	23	20	0	0	7	0	2	9
Capital***	2	1	4	6	N/A	N/A	0	0	0	0	0	0	0	0	0
Revocations	520	472	671	678	N/A	N/A	0	1	13	0	N/A	N/A	N/A	N/A	0
PCR	4	8	10	14	N/A	N/A	N/A	N/A	N/A	N/A	N/A	N/A	2	2	4
SOAP	0	0	0	0	N/A	N/A	N/A	N/A	N/A	N/A	N/A	N/A	N/A	N/A	0

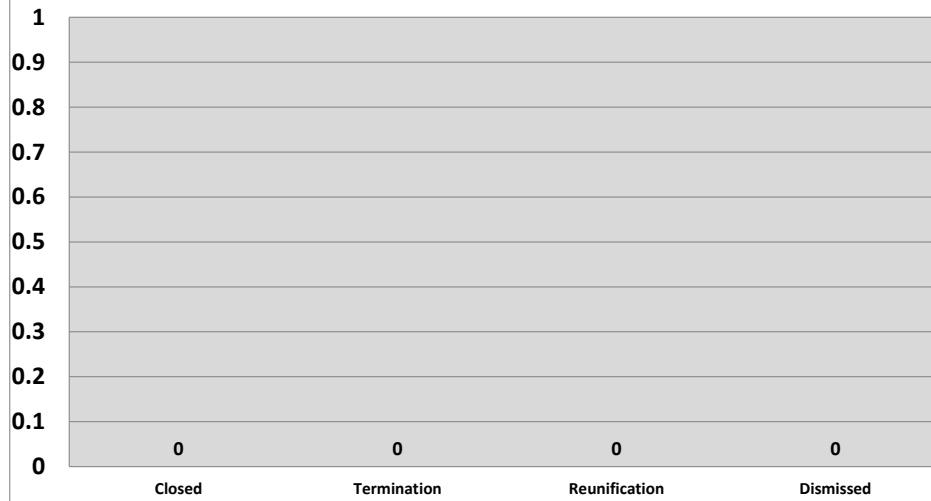
NOTE: Charges columns include all charges filed in association with a particular Case Type, regardless of each charge's severity.

*Includes Traffic, Parish/Municipal Ordinances, Extradition and Unclassified Cases

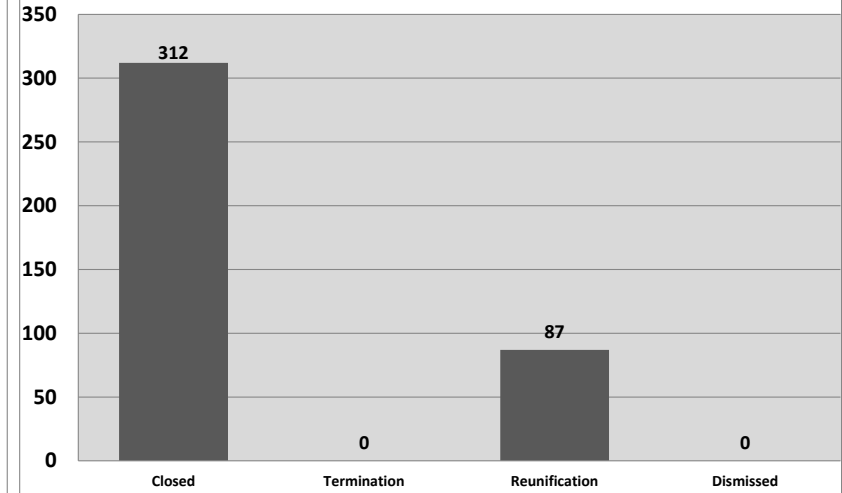
**Life Without Parole

***Capital cases may include cases initially opened by the district office and transferred to a program office at some later stage in the proceedings.

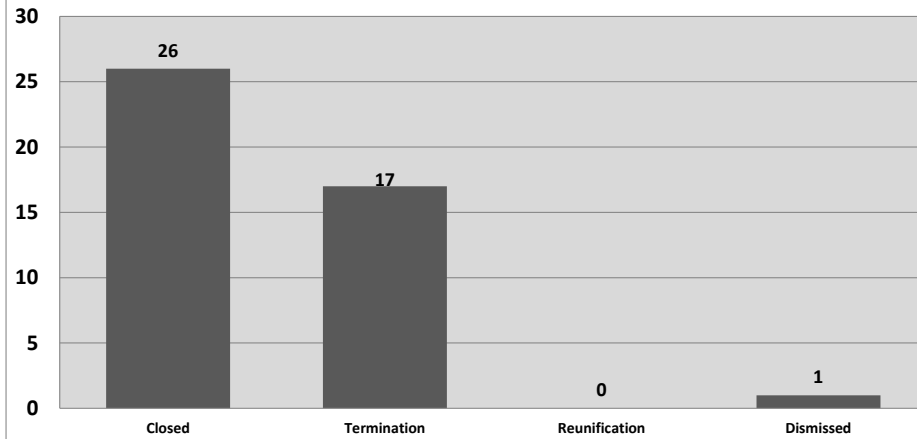
CY 2024 CINC Representing Child Outcomes



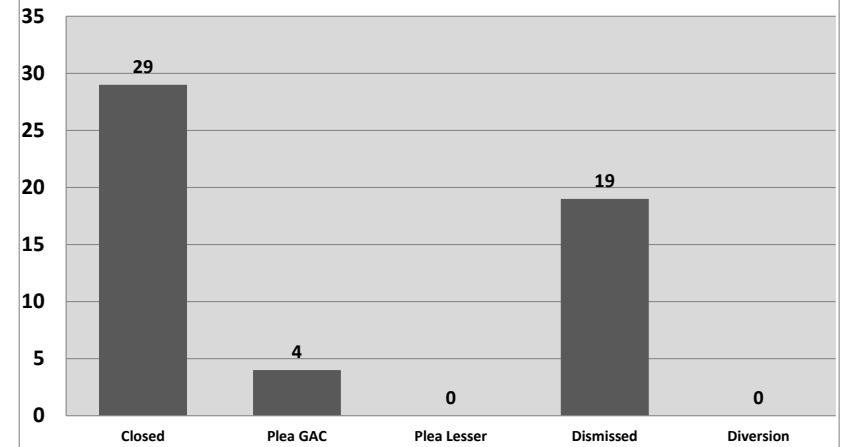
CY 2024 CINC Representing Parent Outcomes



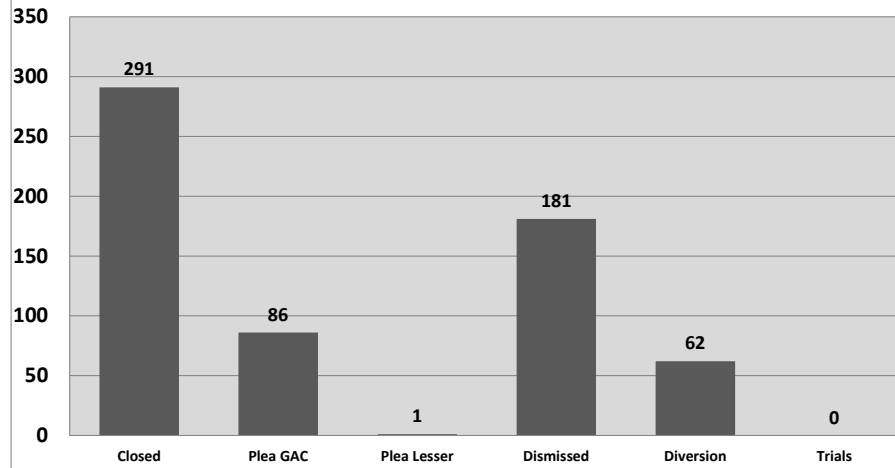
CY 2024 CINC Termination Outcomes



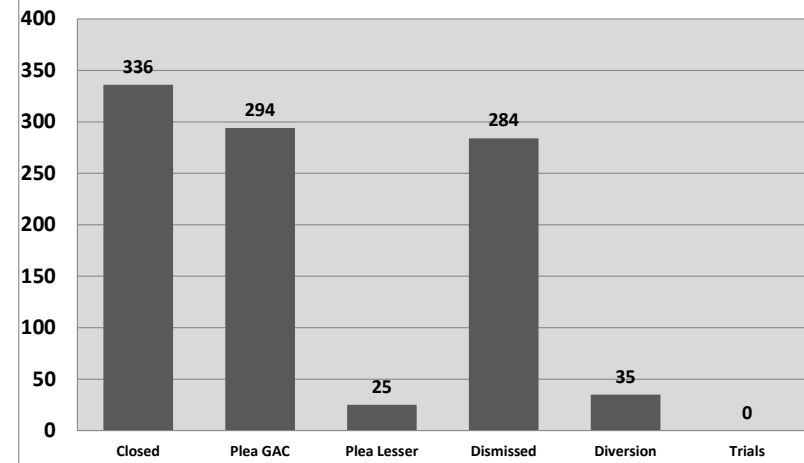
CY 2024 FINS Outcomes



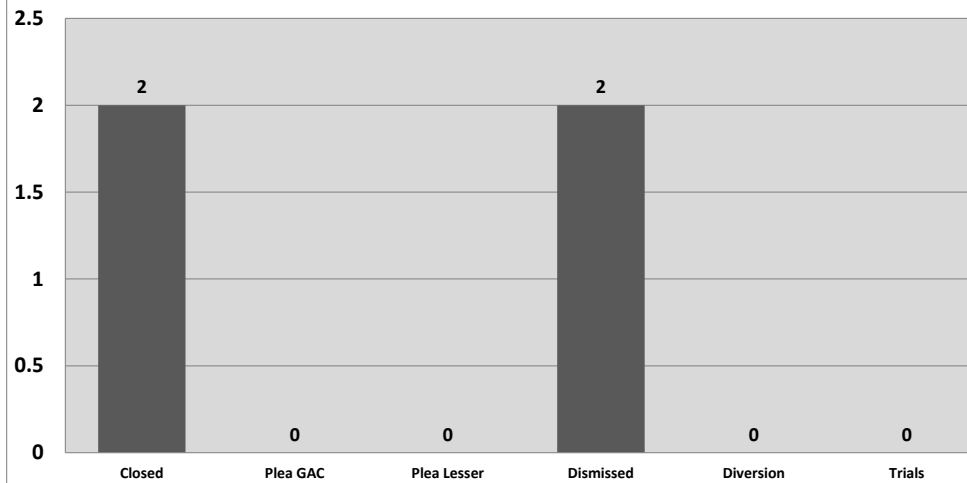
CY 2024 Delinquency Misdemeanor-Grade Outcomes



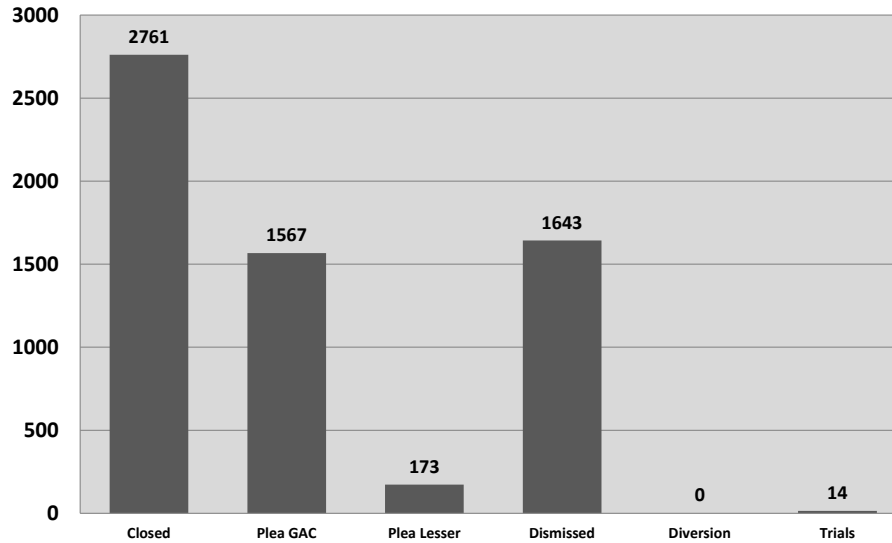
CY 2024 Delinquency Felony-Grade Outcomes



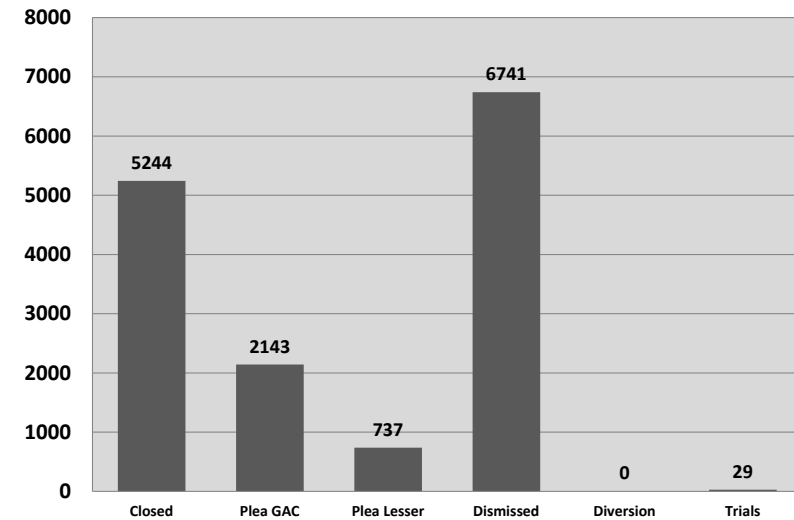
CY 2024 Delinquency Life Outcomes



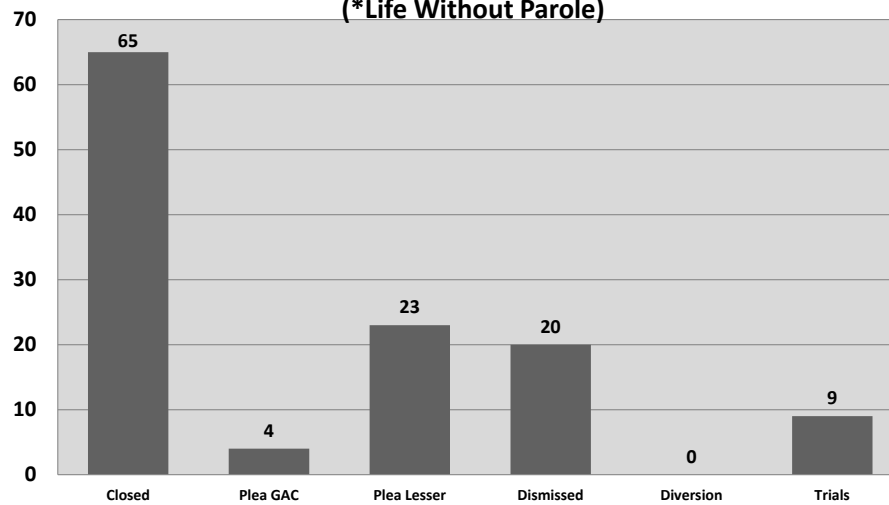
CY 2024 Adult Misdemeanor Outcomes



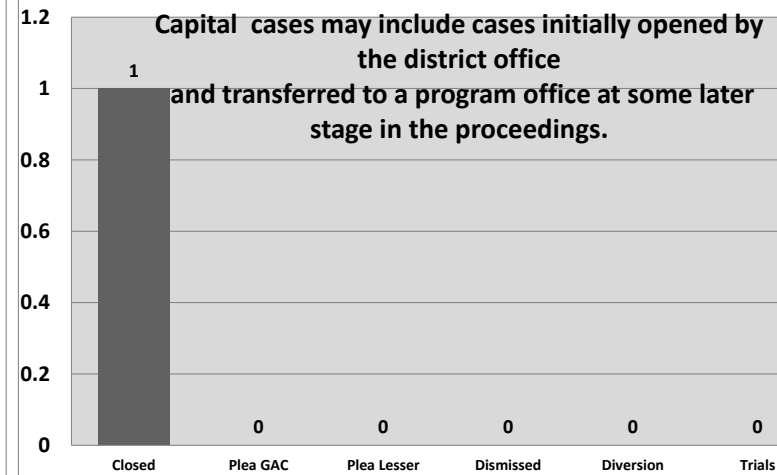
**CY 2024 Adult Felony Non-LWOP* Outcomes
(*Life Without Parole)**



**CY 2024 Adult Felony LWOP* Outcomes
(*Life Without Parole)**



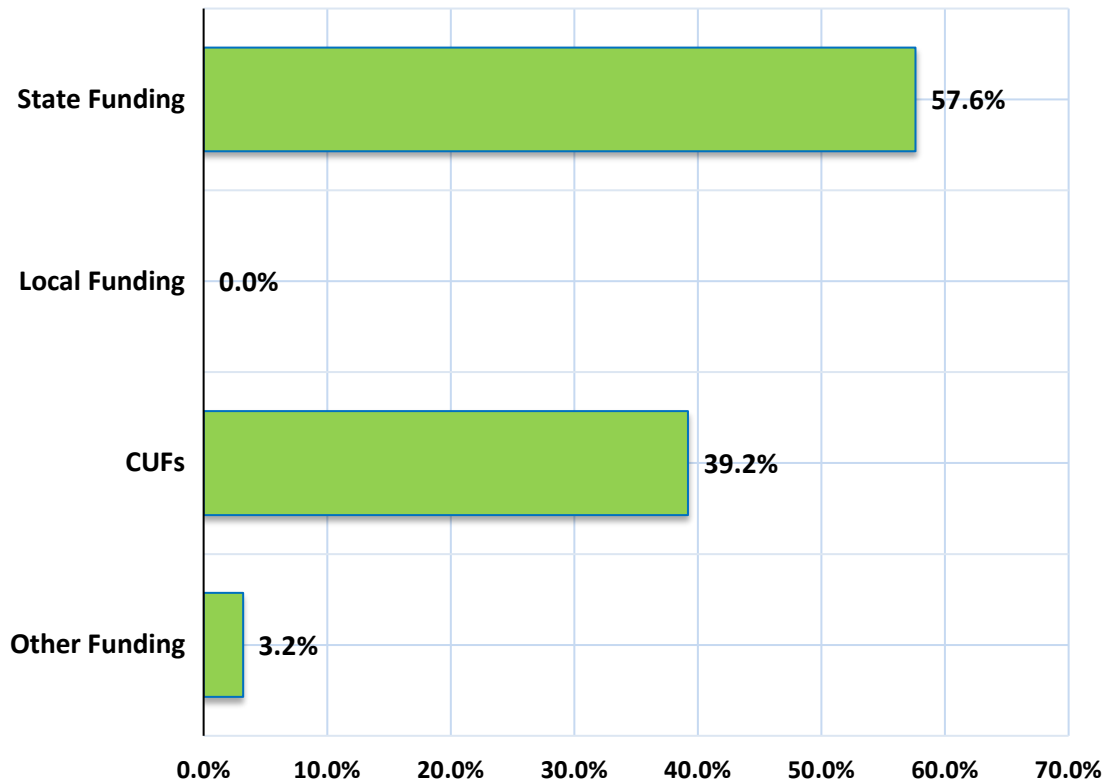
CY 2024 Capital Outcomes



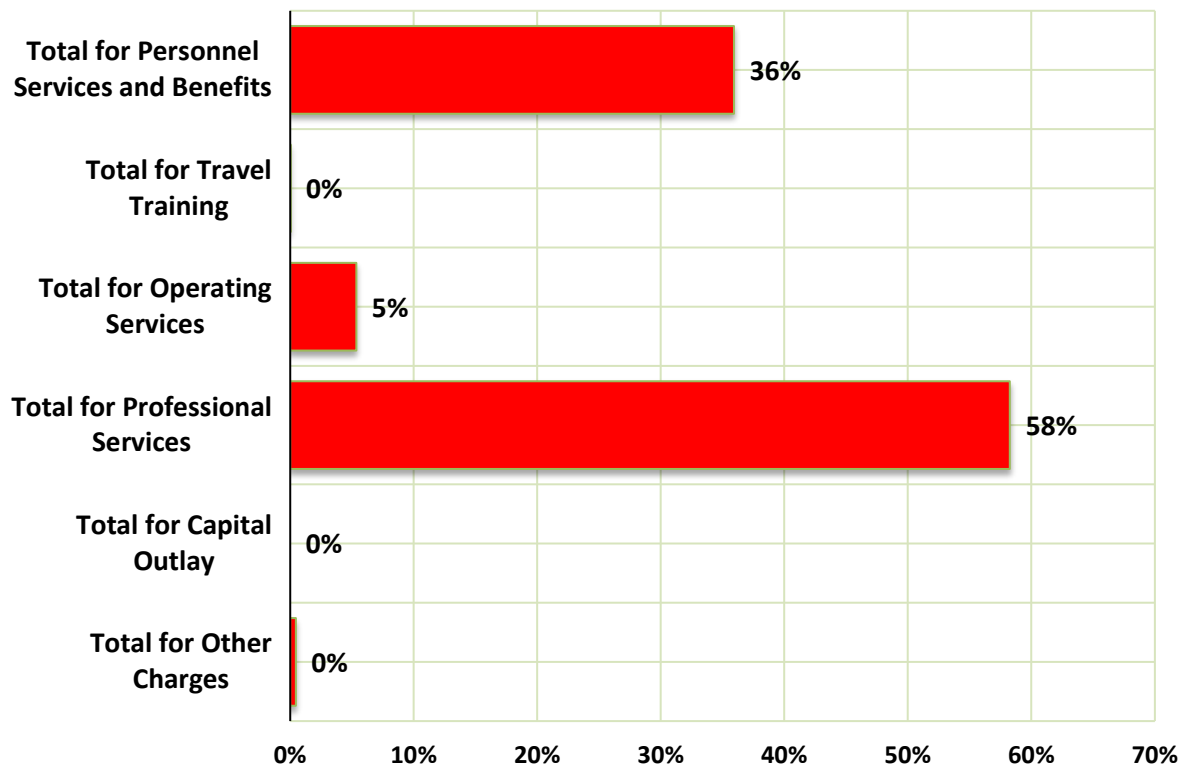
District 15 CY2024	Total CY2024
District Defender: Amanda Martin	
REVENUE	
Federal Government	
Grants - Direct	-
Grants - Indirect (pass thru State)	-
Total for Federal Government	-
State Government	
Department of Corrections	-
Child in Need of Care (CINC)	127,218.01
District Assistance Fund (DAF)	2,876,423.50
Supplemental/Emergency Funds	101,404.49
Grants	-
Other State Income -List source(s)	-
Total for State Government	3,105,046.00
Local Government	
Appropriations - General	-
Appropriations - Special	-
Taxes - Millages, Sales, Special, & Other	-
Condition of Probation	-
Criminal Bond Fees [\$2 per bonded case as per 15:85.1] and Surety Bond Licensing Fees [per 22:822 B]	263,989.66
Traffic Camera	-
Grants	-
Other Local Income -List source(s)	-
\$45 Special Court Costs [R.S. 15:168.B(1)] and \$35 Mayor's Court Costs	
Criminal District Court	244,559.67
City & City-Ward Courts	943,759.95
Judicial District Courts	120,080.47
Juvenile Court	-
Mayor's Court (\$35 Special Court Costs for Mayor's Court Only)	413,040.00
Magistrates' Courts	-
Municipal Court	-
Parish Courts	-
Traffic Court	-
Non-itemized, lump sum collected and remitted by all courts	-
Non-Itemized lump sum assessed by the court; collected and remitted by the Sheriff(s)	29,687.55
Non-Itemized lump sum assessed by the court; collected and remitted by the Police Juries	-
Total for \$45 Special Court Costs [R.S. 15:168.B(1)] and \$35 Mayor's Court Costs	1,751,127.64
Charges For Services	
\$40 Indigent Defense Application Fees [as per 15:175 A (1)(f)]	72,785.00
Partial Attorney Fees Reimbursements [as per 15:176]	25,397.25
Other Reimbursements	-
Other Local Income -List source(s)	-
Total for Charges For Services	98,182.25
Total for Local Government	2,113,299.55
Investment Earnings	
Interest Income	160,138.77
Other Investment Income - List source(s)	-
Total for Investment Earnings	160,138.77
Other Sources (Grants & Contributions)	
Non-Profit Organizations	-
Private Organizations	-
Corporate	-
Other - List source(s)	11,992.11
Total for Other Sources (Grants & Contributions)	11,992.11
Total for REVENUE	5,390,476.43

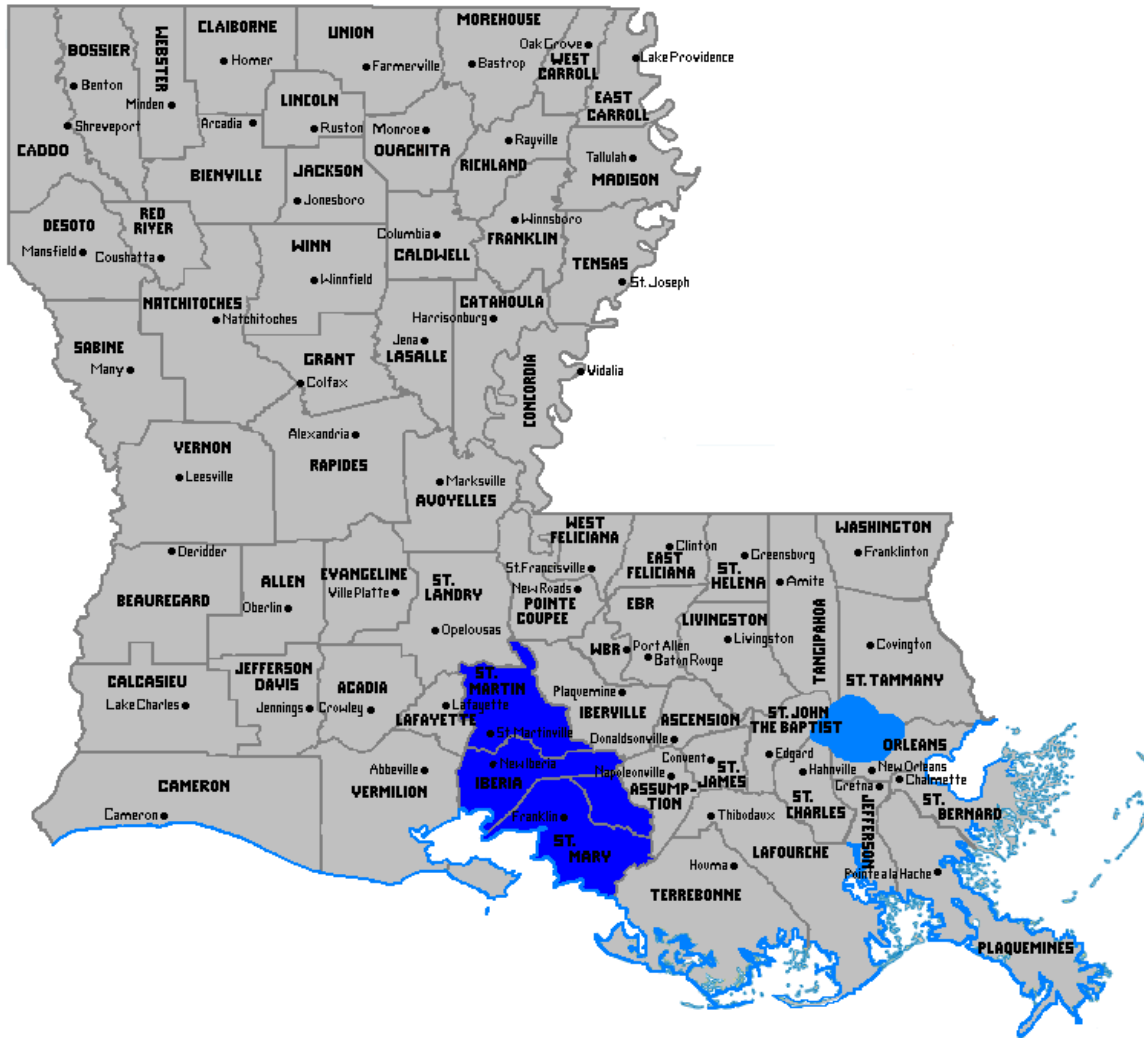
District 15 CY2024	Total CY2024
District Defender: Amanda Martin	
EXPENDITURES	
Personnel Services and Benefits	
Salaries	1,089,581.18
Accrued Leave	6,325.16
Payroll Taxes	116,636.98
Hospitalization and Disability Insurance	161,231.54
Retirement	12,463.11
Other	333.45
Total for Personnel Services and Benefits	1,386,571.42
Travel/Training	
Parking/Auto Tolls	-
Travel/Lodging/Per Diem/Mileage	756.60
Total for Travel/Training	756.60
Operating Services	
Advertisements	-
Workers' Compensation	7,059.00
Insurance - Malpractice	8,734.42
Insurance - Auto/Physical Liability	-
Insurance - Other	7,228.18
Lease - Office	68,817.20
Lease - Auto/Equipment	7,032.02
Lease - Other	1,054.00
Office Repair and Maintenance	9,582.61
Office - Telephone/Utilities/Postage/Internet	50,372.16
Dues and Seminars	4,429.99
Law Library/Journals/Subscriptions	12,224.09
Office Supplies	29,877.55
Total for Operating Services	206,411.22
Professional Services	
Audit/Accounting Expense	50,345.00
Contract Clerical	-
Expert Witness	-
Investigators	-
Interpreters	-
Social Workers	-
Capital Representation	-
Conflict	1,500.00
Contract - Juvenile Attorneys or CINC	396,447.23
Misdemeanor Attorney Contracts	398,480.89
Contract Attorneys - all other	1,402,265.71
IT/Technical Support	-
Total for Professional Services	2,249,038.83
Capital Outlay	
Major Acquisitions	-
Total for Capital Outlay	-
Other Charges	
Other Operating Expenses	17,160.49
Total for Other Charges	17,160.49
Total for EXPENDITURES	3,859,938.56
<p>"Note that some data in this report may change due to district corrections or revisions."</p>	

CY24 REVENUES



CY24 EXPENDITURES



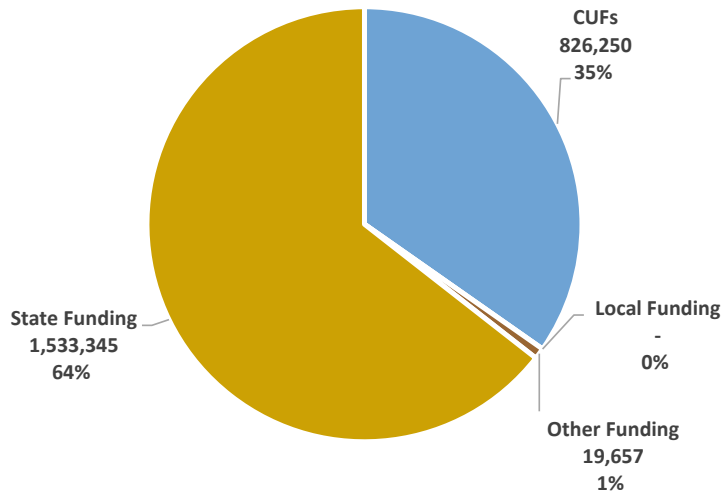


THE 16TH JUDICIAL DISTRICT PUBLIC DEFENDERS' OFFICE

IBERIA (NEW IBERIA) - SAINT MARTIN (ST. MARTINVILLE) - SAINT MARY
(FRANKLIN)

DISTRICT DEFENDER: MARGARET SIMON LEBLANC
301 EAST ST. PETER STREET, SUITE 101
NEW IBERIA LA 70560
(337) 365-4006

2024 Funding Sources

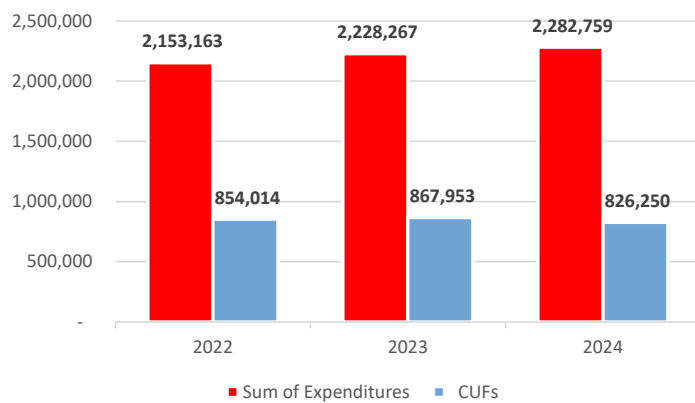


In 2024, the 16th Judicial District Office of the Public Defender received \$2,379,252 in total revenues. Of the total revenues received, 35% of funding was derived from Conviction and User Fees (CUFs), which exceeds the statewide average of 31%. Sixty-four percent of district office funding was derived from state supplemental assistance.

Statutory Conviction and User Fees (CUFs) Judicial District Indigent Defender Fund

Revenue Stream	Statutory Authority
Special Court Costs (\$45)	R.S. 15:168(B)
Mayor's Court	R.S. 33:441)
Application Fee (\$40)	R.S. 15:175)
Partial Reimbursement	R.S. 15:176)
Bond Forfeiture	R.S. 15:571.11)
Civil Forfeiture (RICO)	R.S. 15:1356)
Posting of Criminal Bond (\$2)	R.S. 15:85.1)
Commercial Surety Bonds (\$45)	R.S. 22:822)

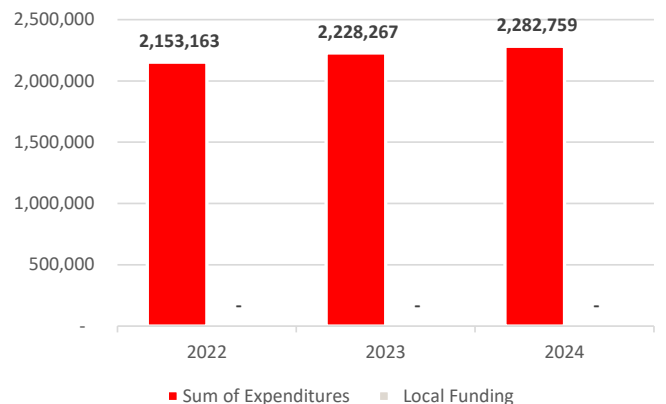
Comparison of 2024 Expenditures to CUFs



Louisiana's Public Defense System is intended to be funded primarily by Conviction and User Fees (CUFs). CUFs are comprised of eight statutes that require district court judges, city court judges, and mayors to assess fines or fees on people who have been convicted of a crime, traffic violation, or ordinance. CUFs are also generated by other actions in the criminal justice system such as bond fees, forfeitures, and application fees.

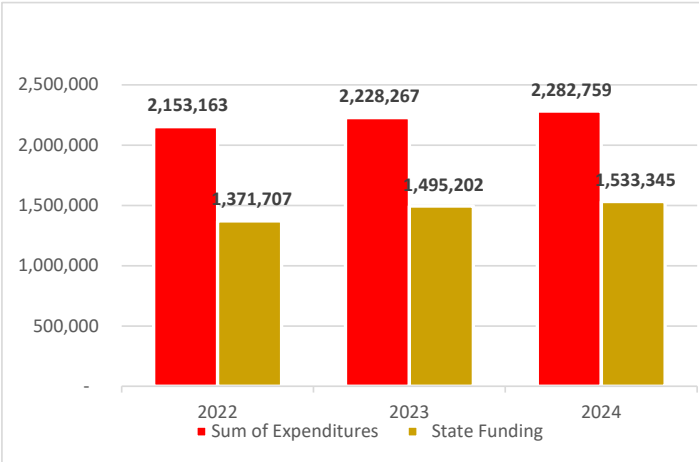
What was intended to serve as the primary funding source for public defenders only accounted for 36.2% of the office's expenditures in CY 2024.

Comparison of 2024 Expenditures to Local Revenues



In 2024, the 16th Judicial District Office of the Public Defender did not receive any local funding or in-kind support from the local governments within the district.

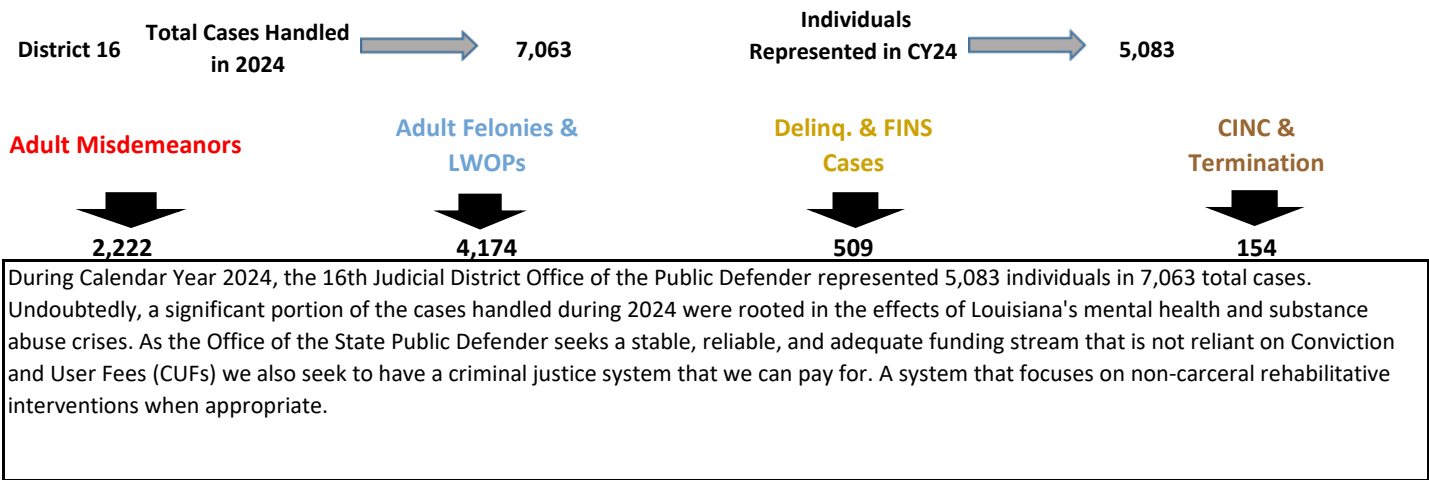
Comparison of 2024 Expenditures to State Funding

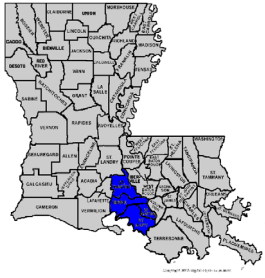


The failure of the public defender's system unstable funding stream has resulted in an increased reliance on state supplemental assistance for solvency in the district.

During Calendar Year 2024, the office received state funding totaling 67% of the office's expenditures. State supplemental assistance has increased each of the last two years as the office's expenses have increased because of inflation and increased attorney costs.

<p>The 16th Judicial District Office of the Public Defender is a multi-parish district comprised of the parishes of Iberia, St. Martin and St. Mary.</p> <p>Public Defender's represent indigent persons accused of a crime or involved in Child in Need of Care matters across 13 sections of court.</p> <p>In the 16th Judicial District, Public Defenders handle juvenile delinquency, Child in Need of Care, misdemeanor, and felony cases.</p>	Number of Parishes in the Judicial District	Number of Weighted Sections of Court
	3	13





THE 16TH JDC PUBLIC DEFENDERS' OFFICE

Parish(es) & Seat(s)	St. Mary Parish, Franklin; Iberia Parish New Iberia; St. Martin Parish, St. Martinville.
Population	165,771
District Defender	Margaret (Maggie) Simon LeBlanc
Years as District Defender	6 years, 5 months
Before Becoming District Defender, Years in Public Defense	8
Does the District Defender Maintain a Private Practice? If NO, Simply Enter a Zero. If Yes, Enter the Number of Estimated Hours Per Month on Average	0
Office Manager	Margaret (Maggie) Simon LeBlanc
Primary Office Street Address	301 E. St. Peter St., Suite 101
City	New Iberia
ZIP	70560
Days of Week Open (M-F) and Office Hours (am -pm)	Monday-Friday 8:30am-4:30pm
Primary Phone	337-365-4006
Primary Mailing Address	301 E. St. Peter St., Suite 101, New Iberia, La, 70560
Primary Fax Number	337-365-0410
Primary Emergency Contact	Margaret (Maggie) Simon LeBlanc
Primary Emergency Phone	cell: 337-519-0791
Secondary Emergency Contact	Amber Olivier
Secondary Emergency Phone	337-247-3910
Other District Office(s) Physical and Mailing Addresses and Phone Numbers	Franklin - 107 Wilson St., Franklin, LA 70538, 337-828-3628; St. Martin - 106 W. Berard St., St. Martinville, LA 70582, 337-394-1446.
Other District Office Contact Personnel (Primary Only)	Iberia-Maggie LeBlanc, St. Martin-Erica Rose, St. Mary-Amber Mason Narcisse
Name of Owner(s) of Office(s)/Building (i.e., Lessor)	St. Mary Parish -- Estate of Prevost and Thompson Real Estate for St. Mary Offices; Iberia Parish -- Johnny Romero; St. Martin Parish -- Estate of Kathleen Willis.
If The Office Does Not Own Its Building(s) AND Pays No Rent, Indicate The Source Of Office Space Support	N/A

Total Annual Cash Support by Local Appropriation or Tax/Millage (indicate if this figure is an estimate)	N/A
# And Job Titles Of All Staff Whose Wages Are Provided By Local Government	N/A
Total PDO Staff Costs <u>Provided by Local Government</u>	N/A
# of Workers with Retirement Benefits <u>Paid by Local Government</u>	N/A
Total Annual Cost of Retirement Benefits <u>Paid by Local Government</u> (if unknown enter "UNK")	N/A
# of Workers with Health Benefits Paid by Local Government	N/A
Total Annual Cost of Health Benefits Paid by Local Government (if unknown enter "UNK")	N/A
List Any Other Local In-Kind Contributions Or Other Support From Local Government	N/A
Courts and Locations	16th Judicial District Court (3 parishes-St. Mary Parish, Franklin, LA, Iberia Parish, New Iberia, LA, St. Martin Parish, St. Martinville, LA; Morgan City - City Court, Franklin City Court, Jeanerette City Court, New Iberia City Court, Breaux Bridge City Court; Patterson Mayor Court, St. Martinville Mayor Court.
Number of Divisions/Sections of Criminal Court for Each Court in District (Include District Court, CRIMINAL District Court, City Court, Municipal Court, Mayor's Court, etc.) For Which your Office Provides Representation	8 Criminal Divisions of 16th Judicial District Court; 1 Division in each of the above listed city courts.
Name of Adult Detention Facilities in This District	St. Mary Parish Law Enforcement Center, Centerville, LA; Berwick City Jail, Berwick, LA; Morgan City City Jail, Morgan City, LA; Jeanerette City Jail, Jeanerette, LA; Patterson City Jail, Patterson, LA; Iberia Parish Jail, Iberia Parish, LA; New Iberia City Jail, New Iberia, LA; St. Martin Parish Jail, St. Martinville, LA.
Name of Adult Detention Facilities Outside the District Which Hold Clients	Lafayette Parish Jail, St. Landry Parish Jail, Avoyelles Parish Jail, Caldwell Correctional Center, Claiborne Parish Detention Center, Lasalle Parish, Madison Parish Jail, Concordia Parish, Louisiana State Penitentiary, Terrebonne Parish and Louisiana Transitional Center for Women in Madison Parish
Name of Juvenile Detention Facilities In This District	none
Name of Juvenile Detention Facilities Outside the District Which Hold Clients	Assumption, Terrebonne, Lafayette Detention Centers.

Do Your Courts Routinely Bring Juveniles Before The Judge In Shackles If They Are Being Held In Detention Or Secure Custody At The Time Of The Hearing? Note That Ch. Code Art. 408 Forbids Routine Shackling	St. Martin: Generally, they are not shackled. In the event that they are, attorney will request that the restraints be removed. The court will abide by the request unless the child is a known flight risk. Iberia: The court does not routinely shackle clients. In New Iberia City Court, clients who are charged with crimes of violence, notably gun crimes, may be shackled. In that event, defense attorney always objects most of the time successfully. St. Mary: No.
District Attorney	Bo Duhe
Chief Judge of Criminal District Court	Lewis H. Pitman
Juvenile Court Judges (Specify District of City Court)	Judge Trey Haik in New Iberia City Court; Gary LeGros in Jeanerette City Court; Judge Marsha McNulty in Franklin City Court, Judge Kim Stansbury in Morgan City City Court, Judge Randy Angelle in Breaux Bridge City Court, and Judge Roger Hamilton in Iberia Parish (District Court), St. Mary Parish (District Court), and St. Martin Parish (District Court).
Drug Court Judges	Judge Anthony Thibodeaux in Iberia Parish (District Court), Judge Curtis Sigur in St. Martin Parish (District Court), and Judge Anthony Saleme in St. Mary Parish (District Court)
Mental Health Court Judges	None
Other Specialty Court	No DWI in any parish.
Name of Specialty and Brief Description:	N/A
Short Term Critical Issue Areas	File storage- physical and electronic. Some trouble with landlords performing building maintenance.
Long-Term Critical Issue Areas and other External Factors (outside of your control) that Negatively Affect the Delivery of Services in Your District	Continuing to be able to keep caseloads at reasonable levels while ensuring delivery of quality services; adding budget for social worker for clients and parent partners for families. Retaining talented attorneys with competitive compensation. Providing conflict counsel in cases ranging from child in need of care, to juvenile, misdemeanor and felonies.
2024 Media Coverage and/or Major Accomplishments	Favorable trial results including homicide acquittals in Iberia and St. Martin Parishes and a responsive verdict in St. Mary Parish.
Describe Supervisory Structure in Your District (For Attorneys and Non-Attorneys)	District Defender supervises all offices and contractors. Administrative Assistant supervises all office staff and each parish has a team leader supervising office staff. Trial Supervisors (one per parish) oversee trial preparation and assist at trial.
Medical Benefits for Any Staff, Please Describe, Noting Who Pays For the Benefit	Full time staff and attorneys receive health insurance with employee premiums that are fully paid by the District Office. Dental and Vision insurance are offered at no cost to the employees. All plans are available to family members of employees at employees' expense.

Number of Cases Involving Children Under Age 18 (prior to April 19, 2024), and Children Under Age 17 (After April 19, 2024) in Your District That Were Directly Filed in Adult Court or Transferred to Adult Court in 2024	St. Martin:0; Iberia: 1; St. Mary:0
Number of Cases Involving Children Under Age 18 (prior to April 19, 2024), and Children Under Age 17 (After April 19, 2024) in Your District in Which a Transfer of a Child to Adult Court was Denied	None
Please Provide the Names of All State Representatives and Senators from Your District	Representatives: Gerald "Beau" Beaulieu IV (St. Martin/Iberia), Marcus Anthony Bryant (St. Martin/Iberia), Chad Michael Boyer (St. Martin/Iberia), Jacob Jules Gabriel Landry (Iberia Parish), Vincent "Vinney" J. St. Blanc III (St. Martin/St. Mary), Beryl A. Amedee (St. Mary) Senators: Blake Miguez (Iberia), Gerald Boudreaux (St. Martin), Caleb Seth Kleinpeter (St. Martin), and Robert Allain (Iberia/St. Mary/St. Martin)
What Changes Have You Implemented in Your District Office in 2024 That Have Improved the Delivery of Public Defender Services?	We have hired more contract attorneys, so that cases are assigned more quickly (due to fewer conflicts) and the office has increased flexibility in covering various sections of court and city court. We have held more successful jury trials, which improves defendants' trust in our competence, increases office morale, and improves our reputation with the Court and legal community. We have provided more specialized training/CLE programs to all contract and full-time attorneys, so they are better prepared for practicing in our district.

16th District Defender Office CY 2024 Caseloads & Outcomes

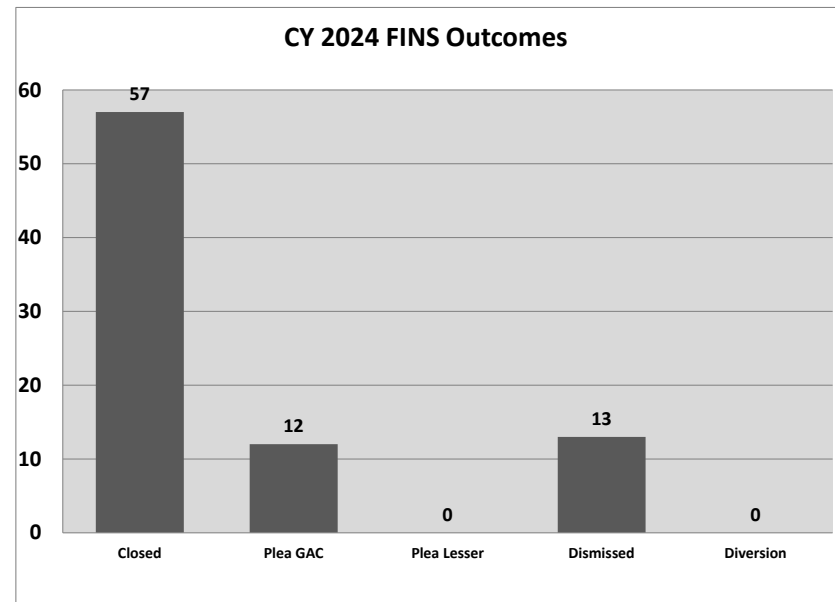

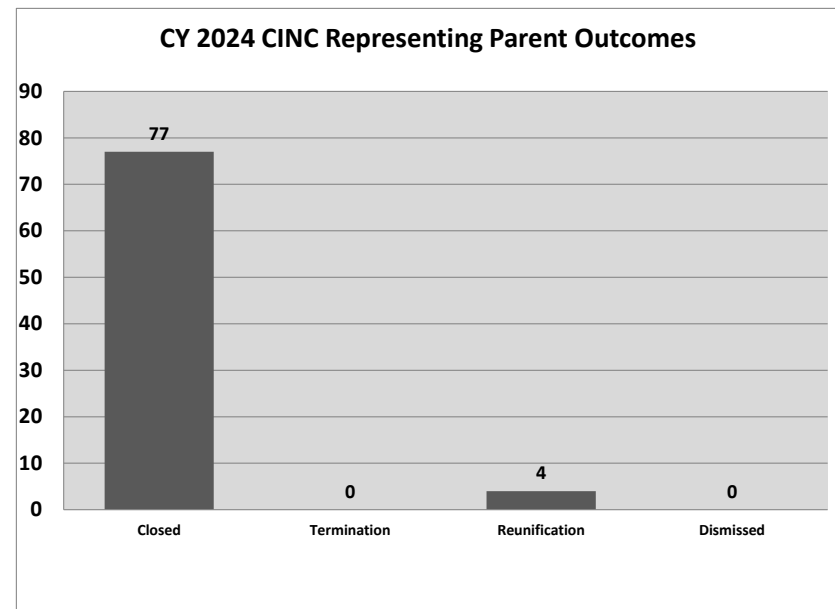
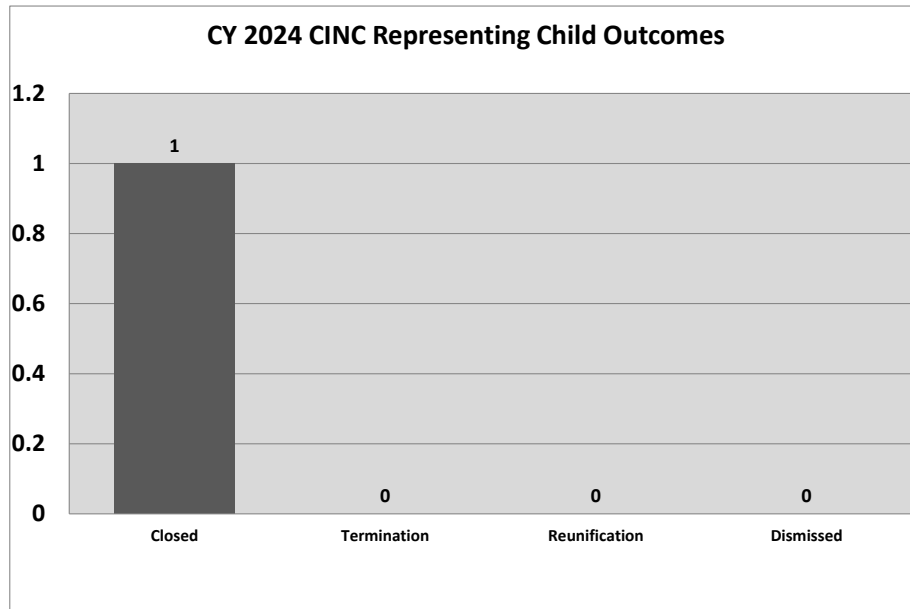
Case Type	New Cases 01/1/2024- 12/31/2024	Closed Cases 01/1/2024- 12/31/2024	Pending Cases* (# of Cases pending on 12/31/2023)	# of Cases pending on 12/31/2023 plus New Cases Received 01/1/2024- 12/31/2024	# Cases Resulting in Termination of Parental Rights	# Cases Resulting in Reunification	# Charges with Admit/Guilty Plea to Current Offense	# Charges with Plea of Guilty to Lesser Charge	# Charges Resulting in Dismissal	# Charges Resulting in Diversion or Deferred Disposition	# Jury Trials: Found Not Guilty	# Jury Trials: Found Guilty	# Judge Trials: Found Not Guilty	# Judge Trials: Found Guilty	Total Trials
Child Support	0	0	0	0	N/A	N/A	N/A	N/A	0	N/A	N/A	N/A	N/A	N/A	0
CINC-Child	0	1	0	0	0	0	N/A	N/A	0	N/A	N/A	N/A	N/A	N/A	0
CINC-Parent	85	77	69	154	0	4	N/A	N/A	0	N/A	N/A	N/A	N/A	N/A	0
Termination	0	0	0	0	0	0	N/A	N/A	0	N/A	N/A	N/A	N/A	N/A	0
FINS	92	57	22	114	N/A	N/A	12	0	13	0	N/A	N/A	N/A	N/A	0
Delinquency Misdemeanor	145	130	72	217	N/A	N/A	32	2	24	12	N/A	N/A	0	0	0
Delinquency Felony	98	63	78	176	N/A	N/A	14	4	27	1	N/A	N/A	0	0	0
Delinquency-Life	0	1	2	2	N/A	N/A	2	0	0	0	N/A	N/A	0	0	0
Juvenile Revocations	0	0	0	0	N/A	N/A	0	0	0	N/A	N/A	N/A	N/A	N/A	0
Adult Misdemeanor*	1419	1304	803	2222	N/A	N/A	483	25	630	0	0	0	10	10	20
Adult Felony Non-LWOP**	1900	2107	2180	4080	N/A	N/A	642	193	1702	0	1	3	0	1	5
Adult LWOP	20	27	56	76	N/A	N/A	5	4	25	0	1	1	0	0	2
Capital***	2	2	2	4	N/A	N/A	0	0	0	0	0	0	0	0	0
Revocations	0	24	17	17	N/A	N/A	0	0	0	0	N/A	N/A	N/A	N/A	0
PCR	0	0	1	1	N/A	N/A	N/A	N/A	N/A	N/A	N/A	N/A	0	0	0
SOAP	0	0	0	0	N/A	N/A	N/A	N/A	N/A	N/A	N/A	N/A	N/A	N/A	0

NOTE: Charges columns include all charges filed in association with a particular Case Type, regardless of each charge's severity.

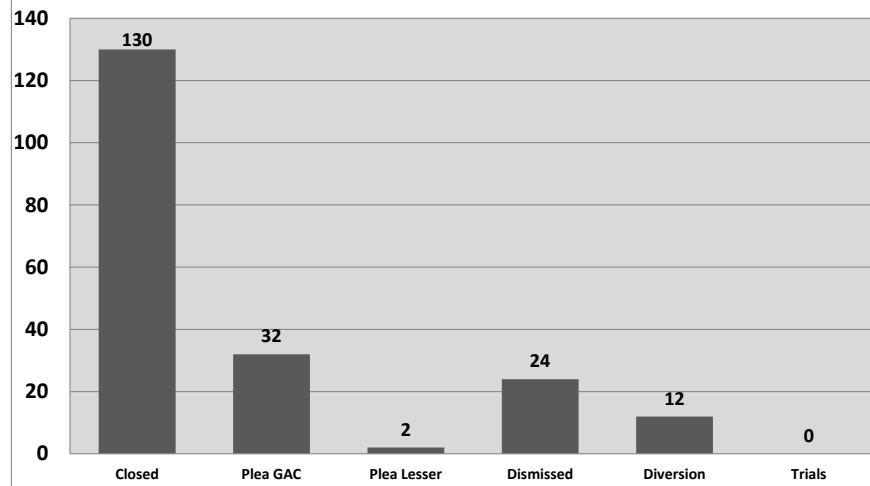
*Includes Traffic, Parish/Municipal Ordinances, Extradition and Unclassified Cases

**Life Without Parole

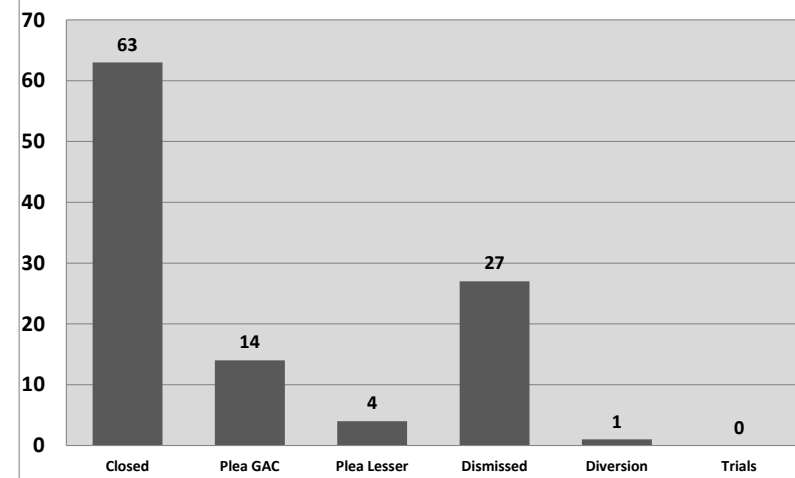
***Capital cases may include cases initially opened by the district office and transferred to a program office at some later stage in the proceedings.



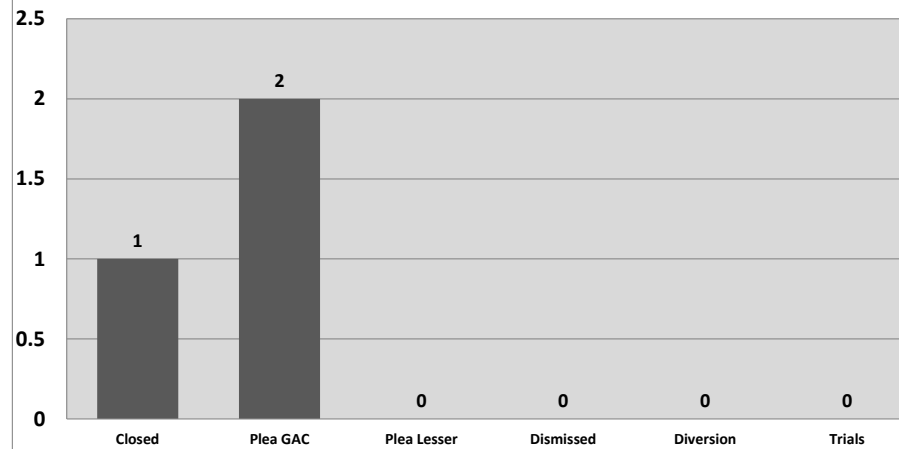
CY 2024 Delinquency Misdemeanor-Grade Outcomes



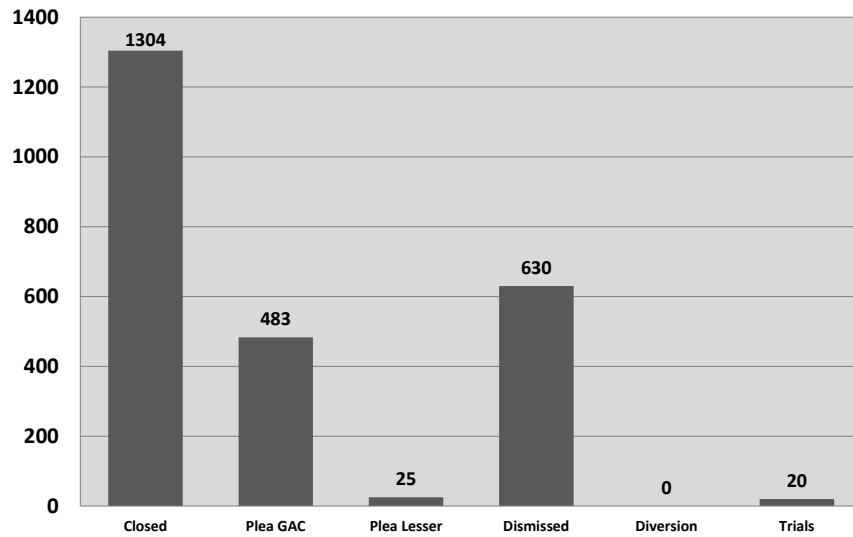
CY 2024 Delinquency Felony-Grade Outcomes



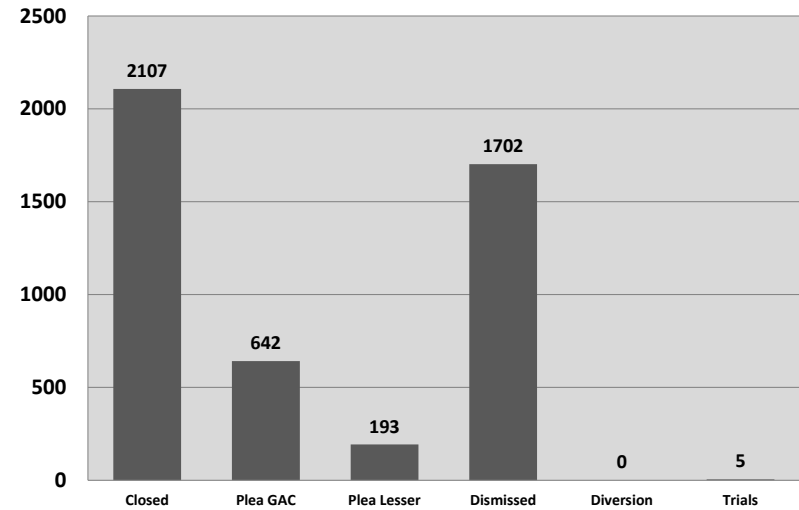
CY 2024 Delinquency Life Outcomes



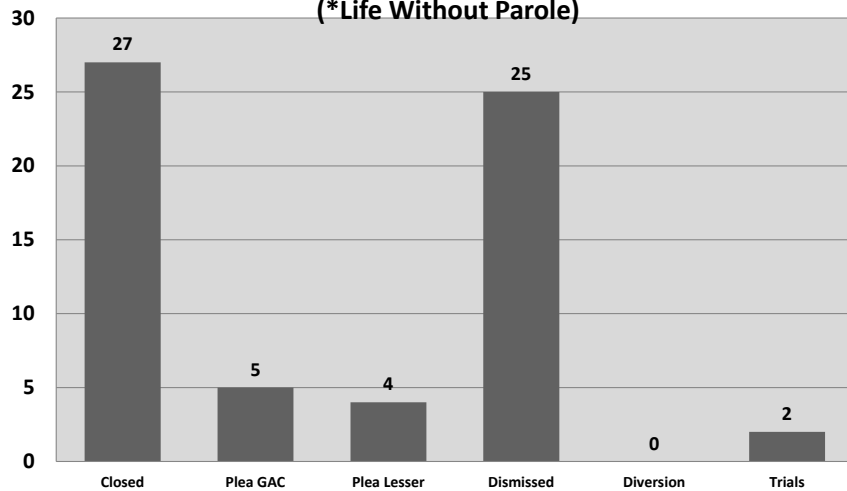
CY 2024 Adult Misdemeanor Outcomes



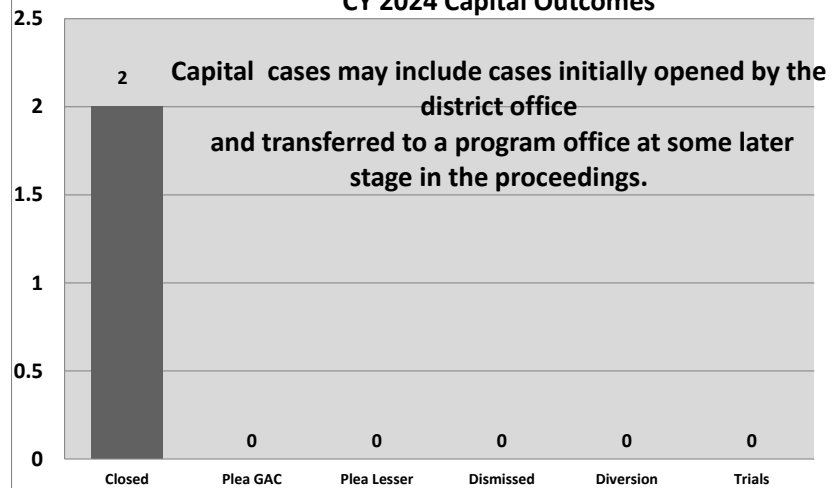
**CY 2024 Adult Felony Non-LWOP* Outcomes
(*Life Without Parole)**



**CY 2024 Adult Felony LWOP* Outcomes
(*Life Without Parole)**



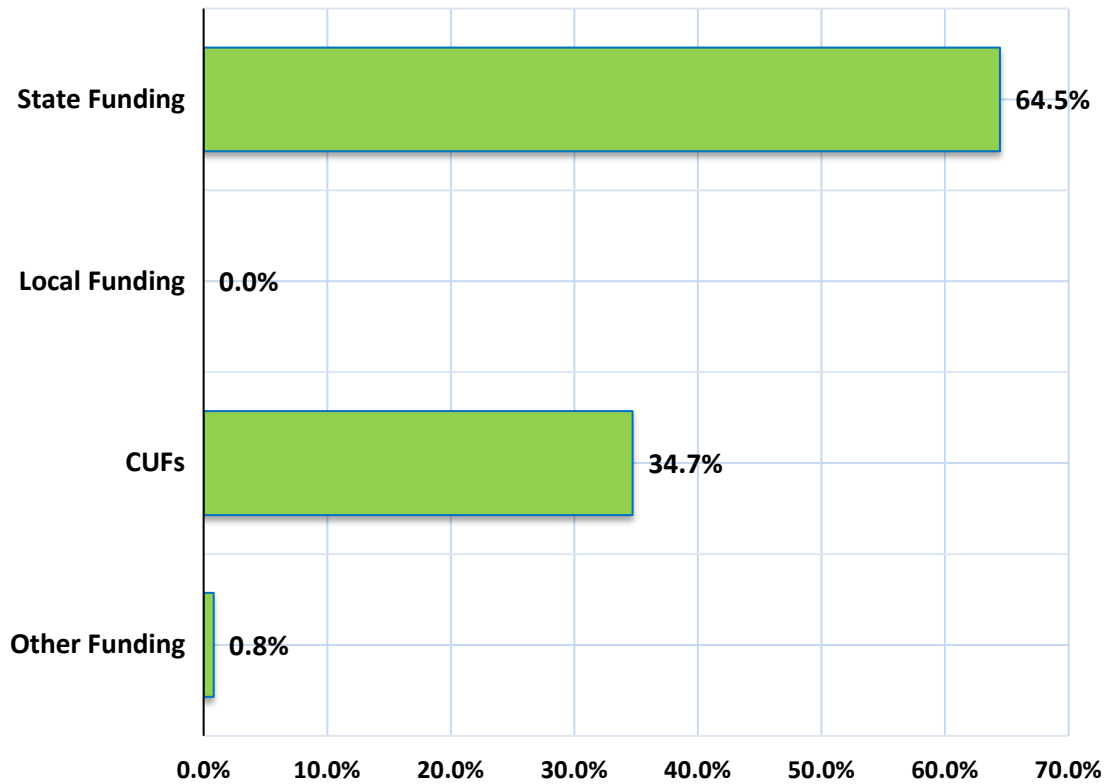
CY 2024 Capital Outcomes



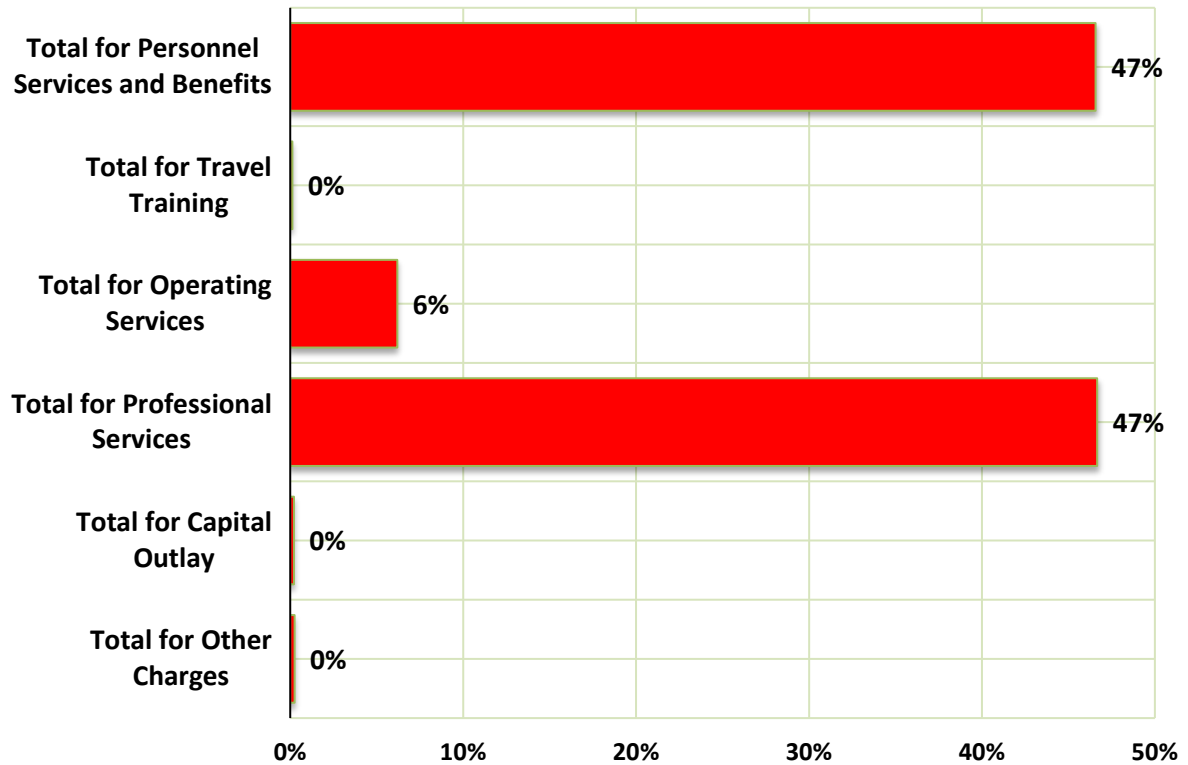
District 16 CY2024	Total CY2024
District Defender: Margaret Simon LeBlanc	
REVENUE	
Federal Government	
Grants - Direct	-
Grants - Indirect (pass thru State)	-
Total for Federal Government	-
State Government	
Department of Corrections	-
Child in Need of Care (CINC)	49,819.33
District Assistance Fund (DAF)	1,432,682.95
Supplemental/Emergency Funds	50,843.20
Grants	-
Other State Income -List source(s)	113.00
Total for State Government	1,533,458.48
Local Government	
Appropriations - General	-
Appropriations - Special	-
Taxes - Millages, Sales, Special, & Other	-
Condition of Probation	-
Criminal Bond Fees [\$2 per bonded case as per 15:85.1] and Surety Bond Licensing Fees [per 22:822 B]	151,932.42
Traffic Camera	-
Grants	-
Other Local Income -List source(s)	9,430.37
\$45 Special Court Costs [R.S. 15:168.B(1)] and \$35 Mayor's Court Costs	-
Criminal District Court	-
City & City-Ward Courts	193,251.40
Judicial District Courts	414,676.14
Juvenile Court	-
Mayor's Court (\$35 Special Court Costs for Mayor's Court Only)	25,183.50
Magistrates' Courts	-
Municipal Court	-
Parish Courts	-
Traffic Court	-
Non-itemized, lump sum collected and remitted by all courts	-
Non-Itemized lump sum assessed by the court; collected and remitted by the Sheriff(s)	-
Non-Itemized lump sum assessed by the court; collected and remitted by the Police Juries	-
Total for \$45 Special Court Costs [R.S. 15:168.B(1)] and \$35 Mayor's Court Costs	633,111.04
Charges For Services	
\$40 Indigent Defense Application Fees [as per 15:175 A (1)(f)]	15,487.99
Partial Attorney Fees Reimbursements [as per 15:176]	25,718.75
Other Reimbursements	-
Other Local Income -List source(s)	-
Total for Charges For Services	41,206.74
Total for Local Government	835,680.57
Investment Earnings	
Interest Income	2,780.83
Other Investment Income - List source(s)	-
Total for Investment Earnings	2,780.83
Other Sources (Grants & Contributions)	
Non-Profit Organizations	-
Private Organizations	-
Corporate	-
Other - List source(s)	7,332.60
Total for Other Sources (Grants & Contributions)	7,332.60
Total for REVENUE	2,379,252.48

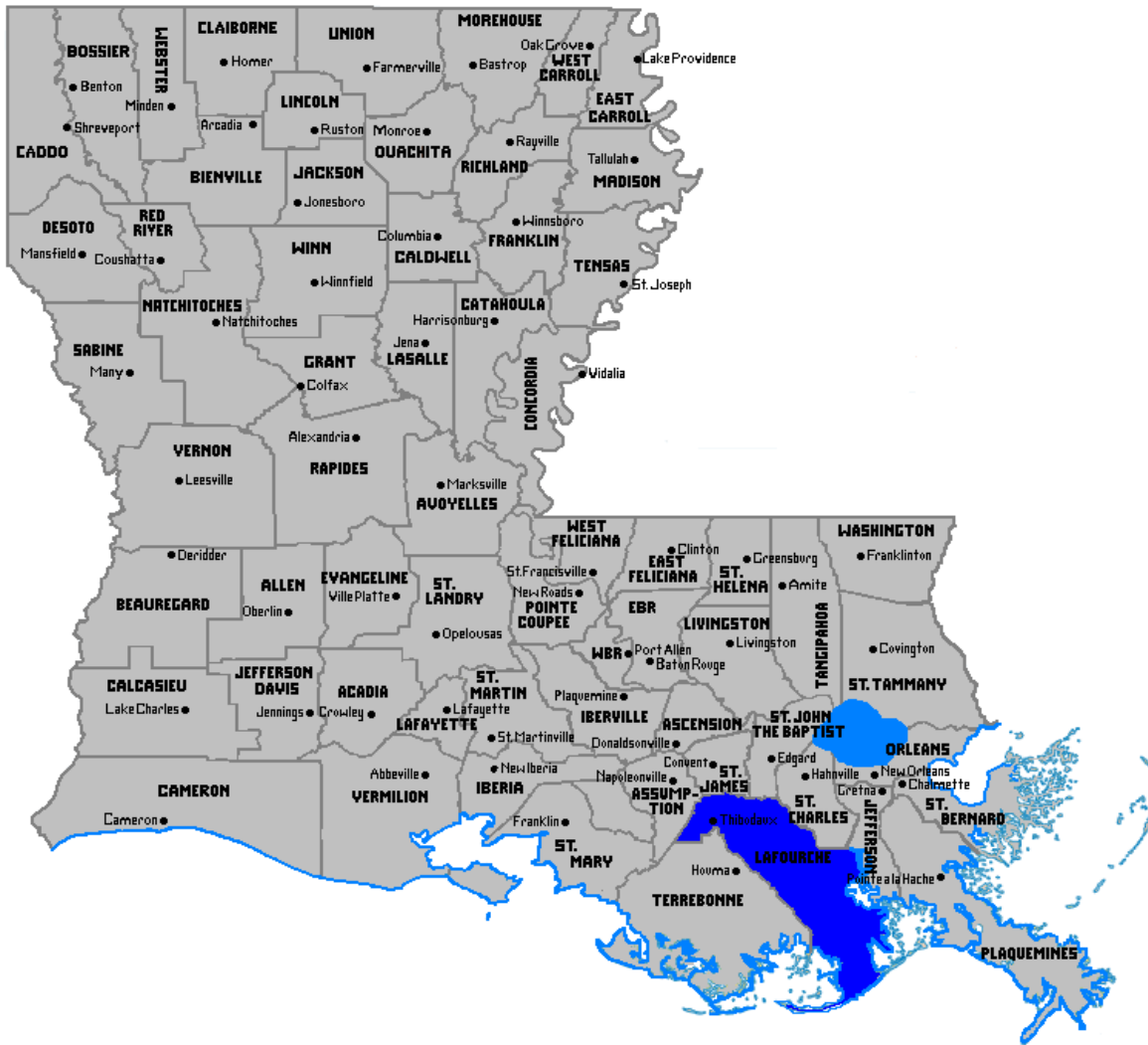
District 16 CY2024	Total CY2024
District Defender: Margaret Simon LeBlanc	
EXPENDITURES	
Personnel Services and Benefits	
Salaries	889,369.10
Accrued Leave	-
Payroll Taxes	69,284.16
Hospitalization and Disability Insurance	86,105.35
Retirement	17,123.84
Other	1,259.72
Total for Personnel Services and Benefits	1,063,142.17
Travel/Training	
Parking/Auto Tolls	-
Travel/Lodging/Per Diem/Mileage	2,984.93
Total for Travel/Training	2,984.93
Operating Services	
Advertisements	276.47
Workers' Compensation	3,681.00
Insurance - Malpractice	11,090.00
Insurance - Auto/Physical Liability	1,521.90
Insurance - Other	370.00
Lease - Office	53,088.00
Lease - Auto/Equipment	7,544.67
Lease - Other	-
Office Repair and Maintenance	4,136.08
Office - Telephone/Utilities/Postage/Internet	30,511.31
Dues and Seminars	2,963.68
Law Library/Journals/Subscriptions	12,095.99
Office Supplies	13,868.59
Total for Operating Services	141,147.69
Professional Services	
Audit/Accounting Expense	54,680.00
Contract Clerical	-
Expert Witness	2,150.00
Investigators	2,686.25
Interpreters	-
Social Workers	-
Capital Representation	-
Conflict	151,250.00
Contract - Juvenile Attorneys or CINC	128,783.33
Misdemeanor Attorney Contracts	65,624.96
Contract Attorneys - all other	641,201.08
IT/Technical Support	18,652.64
Total for Professional Services	1,065,028.26
Capital Outlay	
Major Acquisitions	4,833.90
Total for Capital Outlay	4,833.90
Other Charges	
Other Operating Expenses	5,622.32
Total for Other Charges	5,622.32
Total for EXPENDITURES	2,282,759.27
<p style="color: red;">"Note that some data in this report may change due to district corrections or revisions."</p>	

CY24 REVENUES



CY24 EXPENDITURES

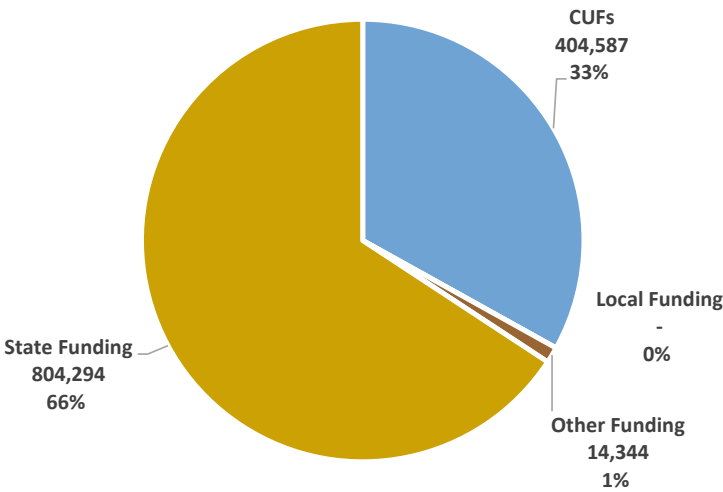




THE 17TH JUDICIAL DISTRICT
PUBLIC DEFENDERS' OFFICE
LAFOURCHE (THIBODAUX)

DISTRICT DEFENDER: ANDREA C. STENTZ
204 GREEN STREET
THIBODAUX, LA 70301
(985) 446-8808

2024 Funding Sources

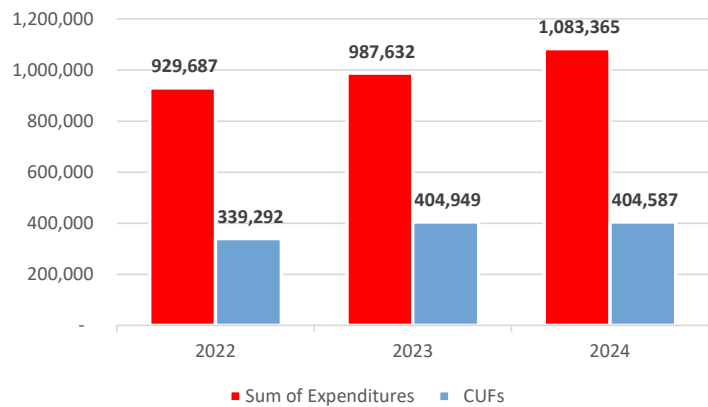


In 2024, the 17th Judicial District Office of the Public Defender received \$1,223,224 in total revenues. Of the total revenues received, 33% of funding was derived from Conviction and User Fees (CUFs). Sixty-six percent of district office funding was derived from state supplemental assistance.

Statutory Conviction and User Fees (CUFs)
Judicial District Indigent Defender Fund

Revenue Stream	Statutory Authority
Special Court Costs (\$45)	R.S. 15:168(B)
Mayor’s Court	R.S. 33:441)
Application Fee (\$40)	R.S. 15:175)
Partial Reimbursement	R.S. 15:176)
Bond Forfeiture	R.S. 15:571.11)
Civil Forfeiture (RICO)	R.S. 15:1356)
Posting of Criminal Bond (\$2)	R.S. 15:85.1)
Commercial Surety Bonds (\$45)	R.S. 22:822)

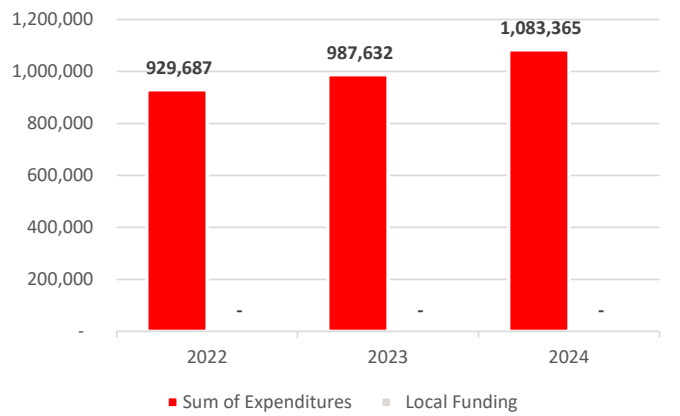
Comparison of 2024 Expenditures to CUFs



Louisiana’s Public Defense System is intended to be funded primarily by Conviction and User Fees (CUFs). CUFs are comprised of eight statutes that require district court judges, city court judges, and mayors to assess fines or fees on people who have been convicted of a crime, traffic violation, or ordinance. CUFs are also generated by other actions in the criminal justice system such as bond fees, forfeitures, and application fees.

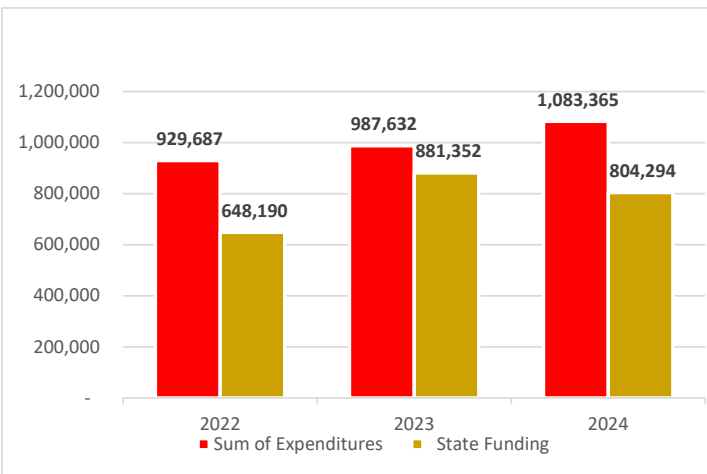
What was intended to serve as the primary funding source for public defenders only accounted for 37% of the office’s expenditures in CY 2024. As costs have risen due to inflation and increased attorney fees, CUF collections have not kept up, increasing the office's reliance on other funding streams.

Comparison of 2024 Expenditures to Local Revenues



In 2024, the 17th Judicial District Office of the Public Defender did not receive any local funding or in-kind support from the local government.

Comparison of 2024 Expenditures to State Funding



The failure of the public defender's system unstable funding stream has resulted in an increased reliance on state supplemental assistance for district solvency.

During Calendar Year 2024, the office received state funding totaling 74% of the office's expenditures. State supplemental assistance has increased each of the last two years as the office's expenses have increased because of inflation and increased attorney costs.

The 17th Judicial District Office of the Public Defender is comprised of a single parish, Lafourche.

Public Defender's represent indigent persons accused of a crime or involved in Child in Need of Care matters across 6 sections of court.

In the 17th Judicial District, Public Defenders handle juvenile delinquency, Child in Need of Care, misdemeanor, and felony cases.

Number of Parishes in the
Judicial District

1

Number of Weighted
Sections of Court

6

District 17 Total Cases Handled
in 2024

5,153

Individuals
Represented in CY24

2,612

Adult Misdemeanors

1,991

Adult Felonies &
LWOPs

2,328

Delinq. & FINS
Cases

650

CINC &
Termination

183

During Calendar Year 2024, the 17th Judicial District Office of the Public Defender represented 2,612 individuals in 5,153 total cases. Undoubtedly, a significant portion of the cases handled during 2024 were rooted in the effects of Louisiana's mental health and substance abuse crises. As the Office of the State Public Defender seeks a stable, reliable, and adequate funding stream that is not reliant on Conviction and User Fees (CUFs) we also seek to have a criminal justice system that we can pay for. A system that focuses on non-carceral rehabilitative interventions when appropriate.



THE 17TH JDC PUBLIC DEFENDERS' OFFICE

Parish(es) & Seat(s)	Lafourche-Thibodaux, LA
Population	95,056
District Defender	Andrea C. Stentz
Years as District Defender	5 yrs and 6 months
Before Becoming District Defender, Years in Public Defense	16 years
Does the District Defender Maintain a Private Practice? If NO, Simply Enter a Zero. If Yes, Enter the Number of Estimated Hours Per Month on Average	0
Office Manager	Christie Boudreaux
Primary Office Street Address	204 Green Street
City	Thibodaux
ZIP	70301
Days of Week Open (M-F) and Office Hours (am -pm)	8:30-4:30 Mon-Thurs; 8:30-3:00 Fri
Primary Phone	985-446-8808
Primary Mailing Address	204 Green Street, Thibodaux, LA 70301
Primary Fax Number	985-446-8818
Primary Emergency Contact	Andrea C. Stentz
Primary Emergency Phone	985-209-2918
Secondary Emergency Contact	Christie Boudreaux
Secondary Emergency Phone	985-713-6606
Other District Office(s) Physical and Mailing Addresses and Phone Numbers	204 Green Street, Thibodaux, LA 70301 phone: 985-446-8808 fax: 985-446-8818
Other District Office Contact Personnel (Primary Only)	None
Name of Owner(s) of Office(s)/Building (i.e., Lessor)	17th JDC Public Defender's Office
If The Office Does Not Own Its Building(s) AND Pays No Rent, Indicate The Source Of Office Space Support	PDO Owns building
Total Annual Cash Support by Local Appropriation or Tax/Millage (indicate if this figure is an estimate)	None
# And Job Titles Of All Staff Whose Wages Are Provided By Local Government	None
Total PDO Staff Costs <u>Provided by Local Government</u>	None

# of Workers with Retirement Benefits <u>Paid by Local Government</u>	None
Total Annual Cost of Retirement Benefits <u>Paid by Local Government</u> (if unknown enter "UNK")	None
# of Workers with Health Benefits Paid by Local Government	None
Total Annual Cost of Health Benefits Paid by Local Government (if unknown enter "UNK")	None
List Any Other Local In-Kind Contributions Or Other Support From Local Government	None
Courts and Locations	17th Judicial District Court, Lafourche Parish, Div. A-E, 201 Green St. & 303 West 3rd Street, Thibodaux, 70301; Thibodaux City Court, 1309 Canal Blvd. Thibodaux, 70301
Number of Divisions/Sections of Criminal Court for Each Court in District (Include District Court, CRIMINAL District Court, City Court, Municipal Court, Mayor's Court, etc.) For Which your Office Provides Representation	A, B, C, D, & E only (1) division in City Court
Name of Adult Detention Facilities in This District	Lafourche Parish Correctional Complex
Name of Adult Detention Facilities Outside the District Which Hold Clients	None
Name of Juvenile Detention Facilities In This District	Lafourche Parish Juvenile Justice Facility
Name of Juvenile Detention Facilities Outside the District Which Hold Clients	None
Do Your Courts Routinely Bring Juveniles Before The Judge In Shackles If They Are Being Held In Detention Or Secure Custody At The Time Of The Hearing? Note That Ch. Code Art. 408 Forbids Routine Shackling	No
District Attorney	Kristine Morvant Russell
Chief Judge of Criminal District Court	Hon. F. Hugh Larose
Juvenile Court Judges (Specify District of City Court)	Hon. Rebecca Robichaux (Div. A), Hon. Jennifer Richard (Div. B), Hon. Marla Abel (Div. C), Hon. Christopher Boudreaux (Div. D), Hon. F. Hugh Larose (Div. E), and Hon. Mark Chiasson(city court)
Drug Court Judges	Hon. Marla Abel
Mental Health Court Judges	None
Other Specialty Court	Family Preservation--Div C, Hon Marla Abel
Name of Specialty and Brief Description:	None
Short Term Critical Issue Areas	Additional attorneys
Long-Term Critical Issue Areas and other External Factors (outside of your control) that Negatively Affect the Delivery of Services in Your District	General Increase in Financing; better retirement policy.
2024 Media Coverage and/or Major Accomplishments	None
Describe Supervisory Structure in Your District (For Attorneys and Non-Attorneys)	District Defender for attorneys, Office Manager for non attorney staff.

Medical Benefits for Any Staff, Please Describe, Noting Who Pays For the Benefit	Medical Insurance -- Office pays 75% of premium
Number of Cases Involving Children Under Age 18 (prior to April 19, 2024), and Children Under Age 17 (After April 19, 2024) in Your District That Were Directly Filed in Adult Court or Transferred to Adult Court in 2024	0
Number of Cases Involving Children Under Age 18 (prior to April 19, 2024), and Children Under Age 17 (After April 19, 2024) in Your District in Which a Transfer of a Child to Adult Court was Denied	0
Please Provide the Names of All State Representatives and Senators from Your District	Representatives: Beryl Amedee, Joseph Orgeron, Bryan Fontenot. Senators: Edward Price, Gary L. Smith, Michael Fesi; Bret Allain, II
What Changes Have You Implemented in Your District Office in 2024 That Have Improved the Delivery of Public Defender Services?	Training, access to resources, collaborations, improved communications.

17th District Defender Office CY 2024 Caseloads & Outcomes

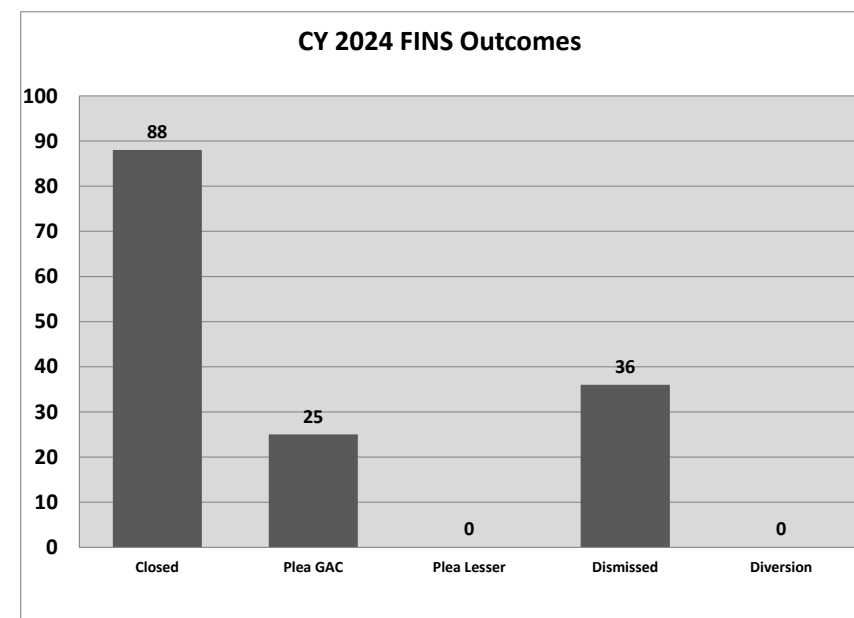
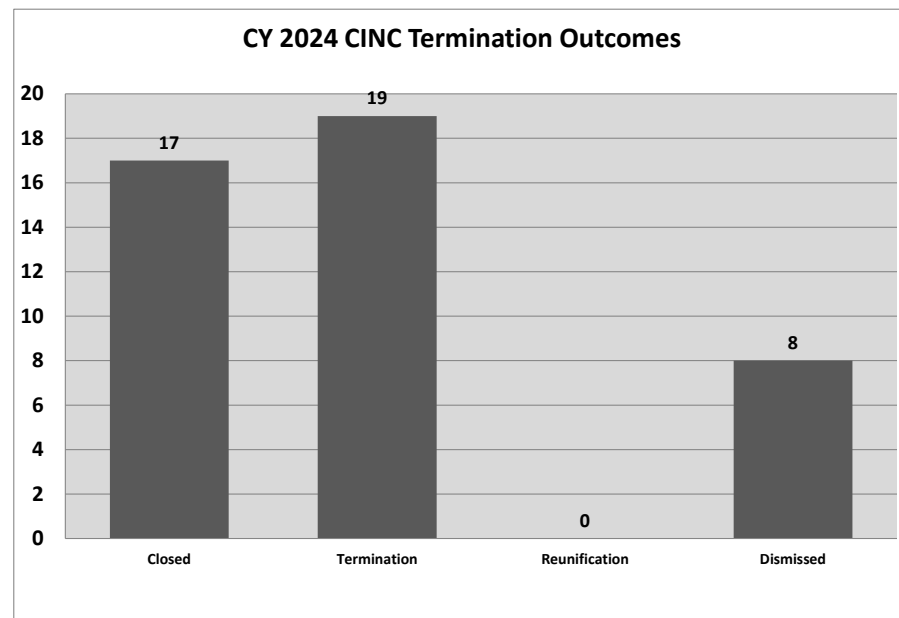
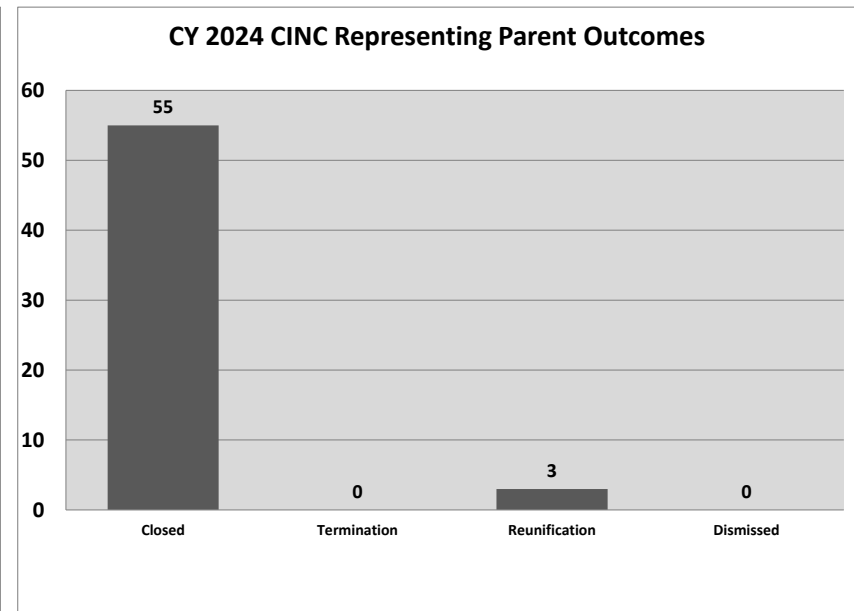
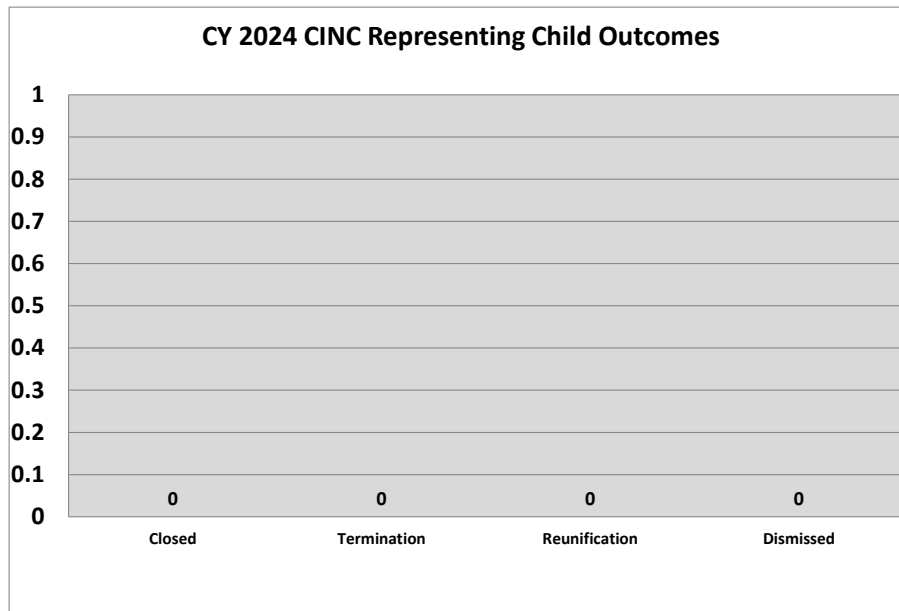
Case Type	New Cases 01/1/2024- 12/31/2024	Closed Cases 01/1/2024- 12/31/2024	Pending Cases* (# of Cases pending on 12/31/2023)	# of Cases pending on 12/31/2023 plus New Cases Received 01/1/2024- 12/31/2024	# Cases Resulting in Termination of Parental Rights	# Cases Resulting in Reunification	# Charges with Admit/Guilty Plea to Current Offense	# Charges with Plea of Guilty to Lesser Charge	# Charges Resulting in Dismissal	# Charges Resulting in Diversion or Deferred Disposition	# Jury Trials: Found Not Guilty	# Jury Trials: Found Guilty	# Judge Trials: Found Not Guilty	# Judge Trials: Found Guilty	Total Trials
Child Support	0	0	0	0	N/A	N/A	N/A	N/A	0	N/A	N/A	N/A	N/A	N/A	0
CINC-Child	0	0	0	0	0	0	N/A	N/A	0	N/A	N/A	N/A	N/A	N/A	0
CINC-Parent	76	55	86	162	0	3	N/A	N/A	0	N/A	N/A	N/A	N/A	N/A	0
Termination	9	17	12	21	19	0	N/A	N/A	8	N/A	N/A	N/A	N/A	N/A	0
FINS	97	88	45	142	N/A	N/A	25	0	36	0	N/A	N/A	N/A	N/A	0
Delinquency Misdemeanor	270	286	112	382	N/A	N/A	248	10	106	0	N/A	N/A	0	0	0
Delinquency Felony	64	70	49	113	N/A	N/A	77	13	29	0	N/A	N/A	0	0	0
Delinquency-Life	2	1	0	2	N/A	N/A	0	0	0	0	N/A	N/A	0	0	0
Juvenile Revocations	9	23	2	11	N/A	N/A	0	0	6	N/A	N/A	N/A	N/A	N/A	0
Adult Misdemeanor*	1197	1174	794	1991	N/A	N/A	896	33	859	0	0	1	0	2	3
Adult Felony Non-LWOP**	1136	1239	1162	2298	N/A	N/A	739	239	442	0	0	3	1	5	9
Adult LWOP	2	4	9	11	N/A	N/A	0	1	2	0	0	0	0	0	0
Capital***	0	0	1	1	N/A	N/A	0	0	0	0	0	0	0	0	0
Revocations	3	17	14	17	N/A	N/A	0	0	1	0	N/A	N/A	N/A	N/A	0
PCR	1	0	1	2	N/A	N/A	N/A	N/A	N/A	N/A	N/A	N/A	0	0	0
SOAP	0	0	0	0	N/A	N/A	N/A	N/A	N/A	N/A	N/A	N/A	N/A	N/A	0

NOTE: Charges columns include all charges filed in association with a particular Case Type, regardless of each charge's severity.

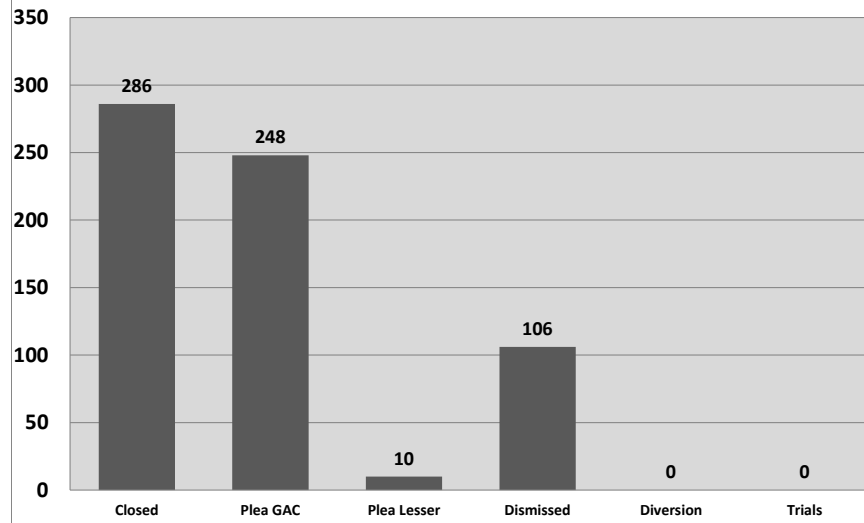
*Includes Traffic, Parish/Municipal Ordinances, Extradition and Unclassified Cases

**Life Without Parole

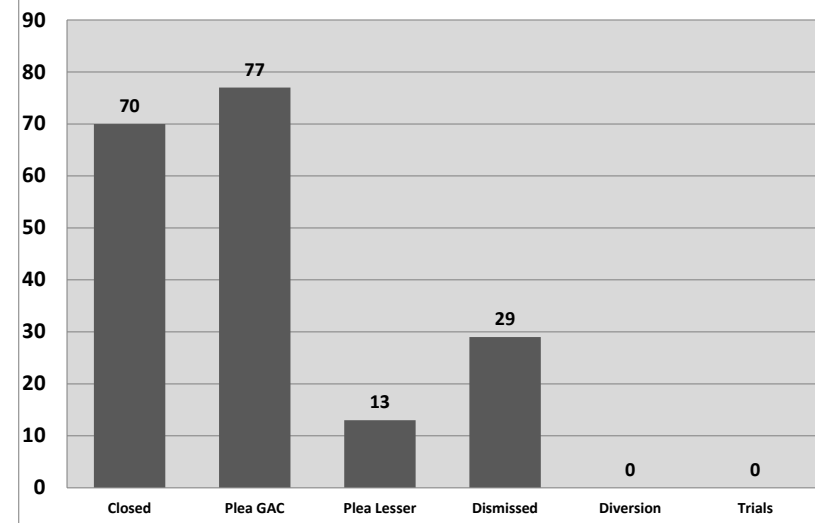
***Capital cases may include cases initially opened by the district office and transferred to a program office at some later stage in the proceedings.



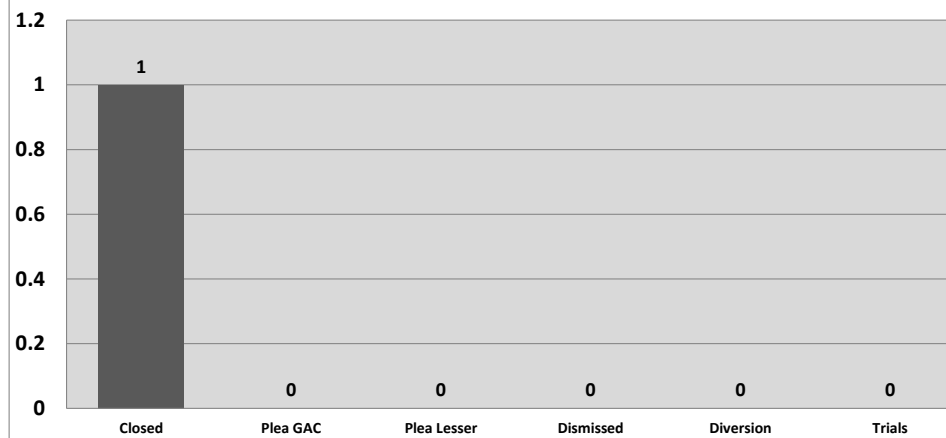
CY 2024 Delinquency Misdemeanor-Grade Outcomes



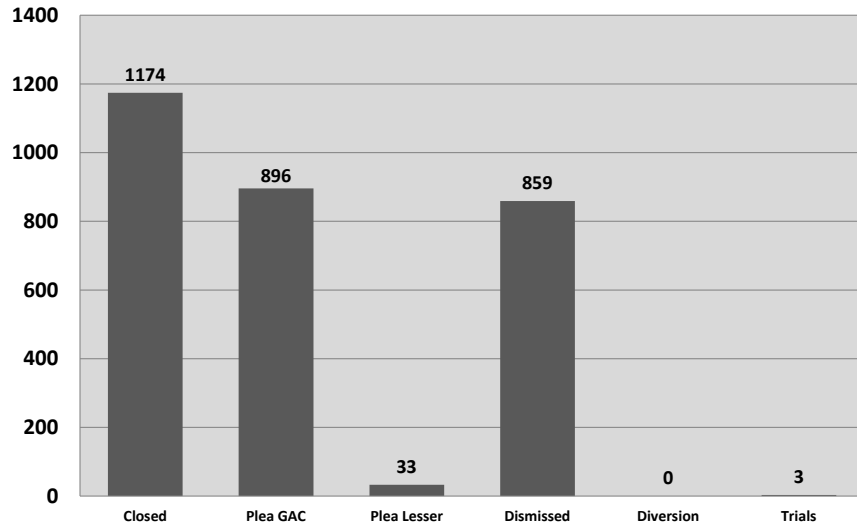
CY 2024 Delinquency Felony-Grade Outcomes



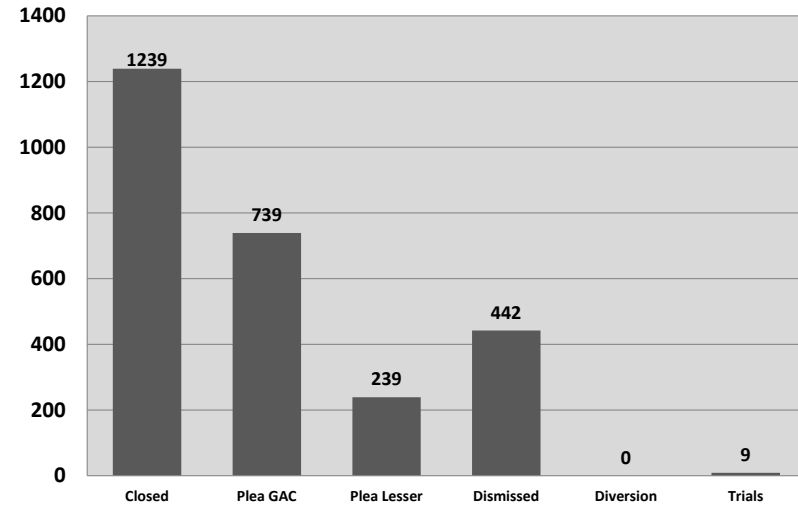
CY 2024 Delinquency Life Outcomes



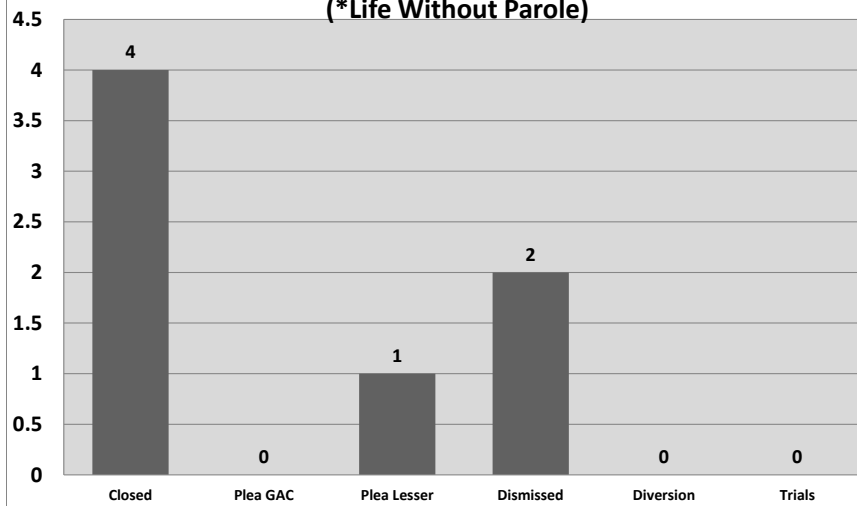
CY 2024 Adult Misdemeanor Outcomes



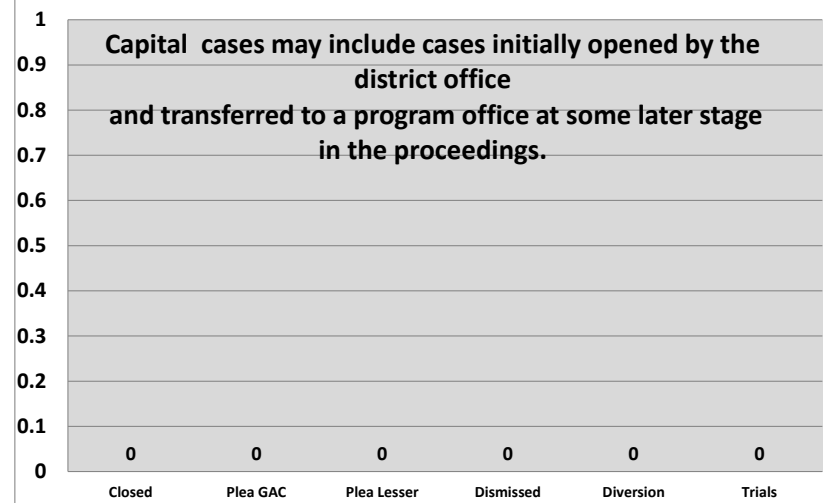
**CY 2024 Adult Felony Non-LWOP* Outcomes
(*Life Without Parole)**



**CY 2024 Adult Felony LWOP* Outcomes
(*Life Without Parole)**



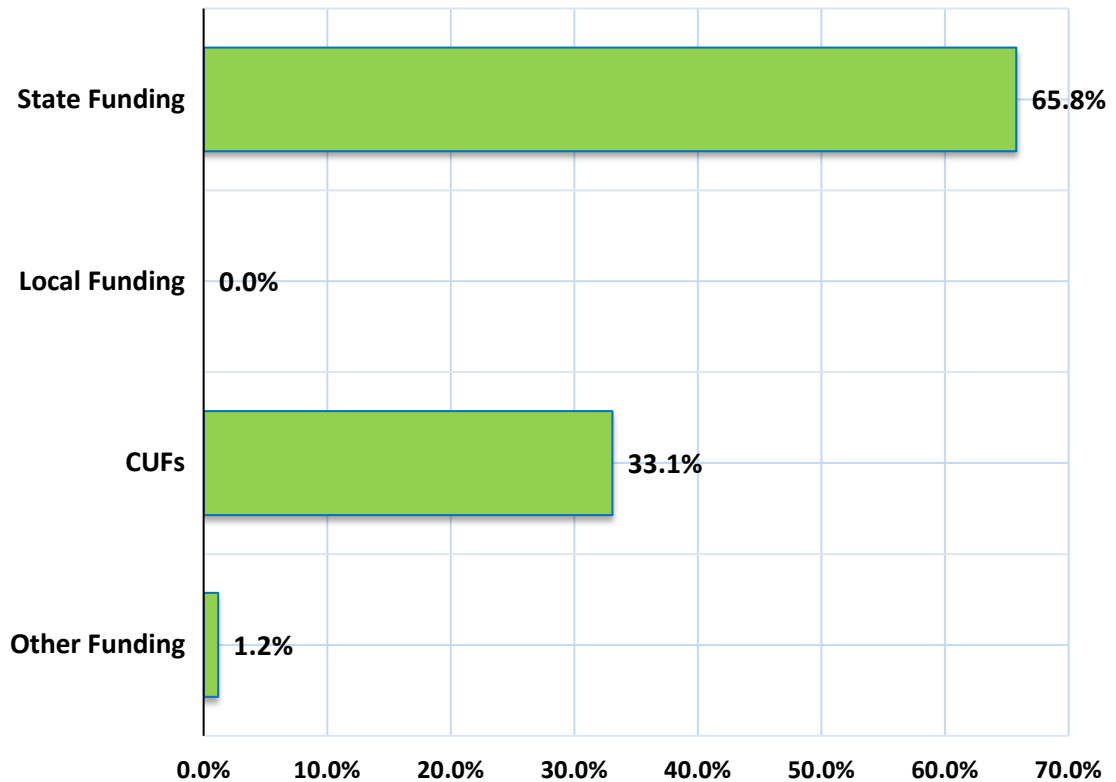
CY 2024 Capital Outcomes



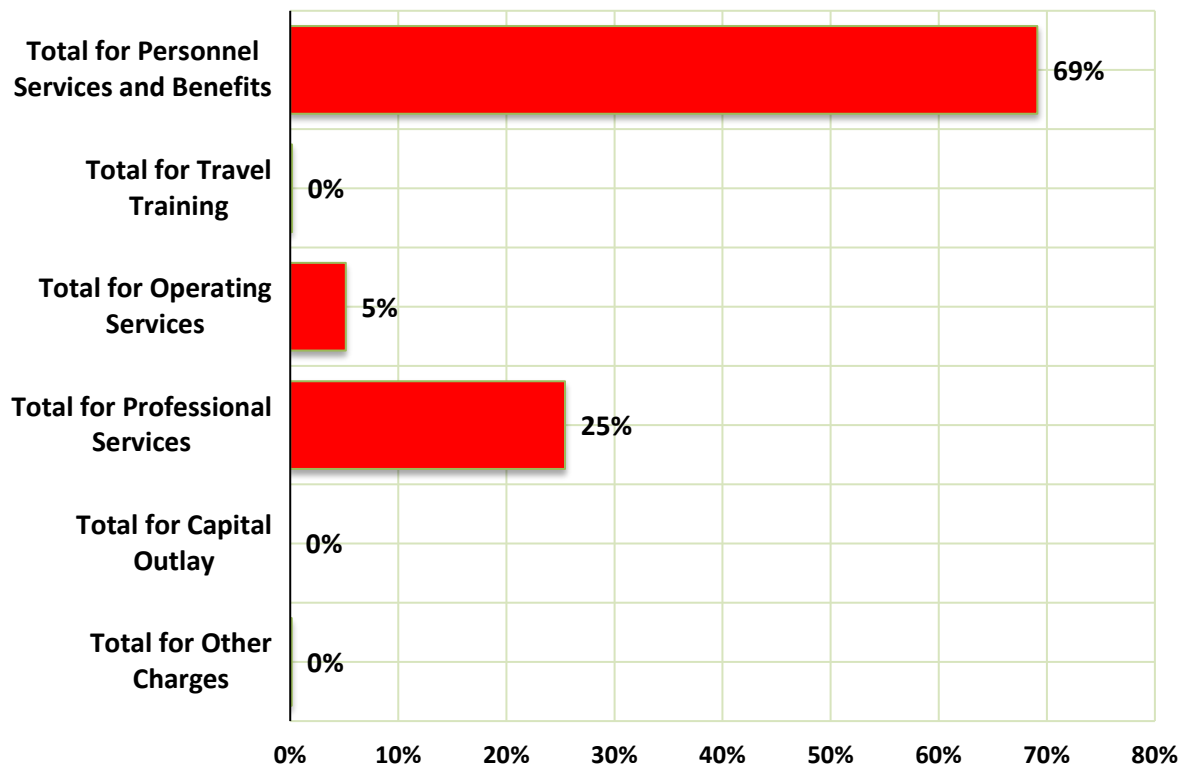
District 17 CY2024	Total CY2024
District Defender: Andrea Stentz	
REVENUE	
Federal Government	
Grants - Direct	-
Grants - Indirect (pass thru State)	-
Total for Federal Government	-
State Government	
Department of Corrections	-
Child in Need of Care (CINC)	37,296.04
District Assistance Fund (DAF)	734,767.38
Supplemental/Emergency Funds	32,230.24
Grants	-
Other State Income -List source(s)	-
Total for State Government	804,293.66
Local Government	
Appropriations - General	-
Appropriations - Special	-
Taxes - Millages, Sales, Special, & Other	-
Condition of Probation	-
Criminal Bond Fees [\$2 per bonded case as per 15:85.1] and Surety Bond Licensing Fees [per 22:822 B]	106,310.86
Traffic Camera	-
Grants	-
Other Local Income -List source(s)	2,271.43
\$45 Special Court Costs [R.S. 15:168.B(1)] and \$35 Mayor's Court Costs	
Criminal District Court	218,323.00
City & City-Ward Courts	68,330.00
Judicial District Courts	-
Juvenile Court	-
Mayor's Court (\$35 Special Court Costs for Mayor's Court Only)	-
Magistrates' Courts	-
Municipal Court	-
Parish Courts	-
Traffic Court	-
Non-itemized, lump sum collected and remitted by all courts	-
Non-Itemized lump sum assessed by the court; collected and remitted by the Sheriff(s)	-
Non-Itemized lump sum assessed by the court; collected and remitted by the Police Juries	-
Total for \$45 Special Court Costs [R.S. 15:168.B(1)] and \$35 Mayor's Court Costs	286,653.00
Charges For Services	
\$40 Indigent Defense Application Fees [as per 15:175 A (1)(f)]	11,623.00
Partial Attorney Fees Reimbursements [as per 15:176]	-
Other Reimbursements	-
Other Local Income -List source(s)	737.82
Total for Charges For Services	12,360.82
Total for Local Government	407,596.11
Investment Earnings	
Interest Income	10,674.97
Other Investment Income - List source(s)	-
Total for Investment Earnings	10,674.97
Other Sources (Grants & Contributions)	
Non-Profit Organizations	-
Private Organizations	-
Corporate	-
Other - List source(s)	659.64
Total for Other Sources (Grants & Contributions)	659.64
Total for REVENUE	1,223,224.38

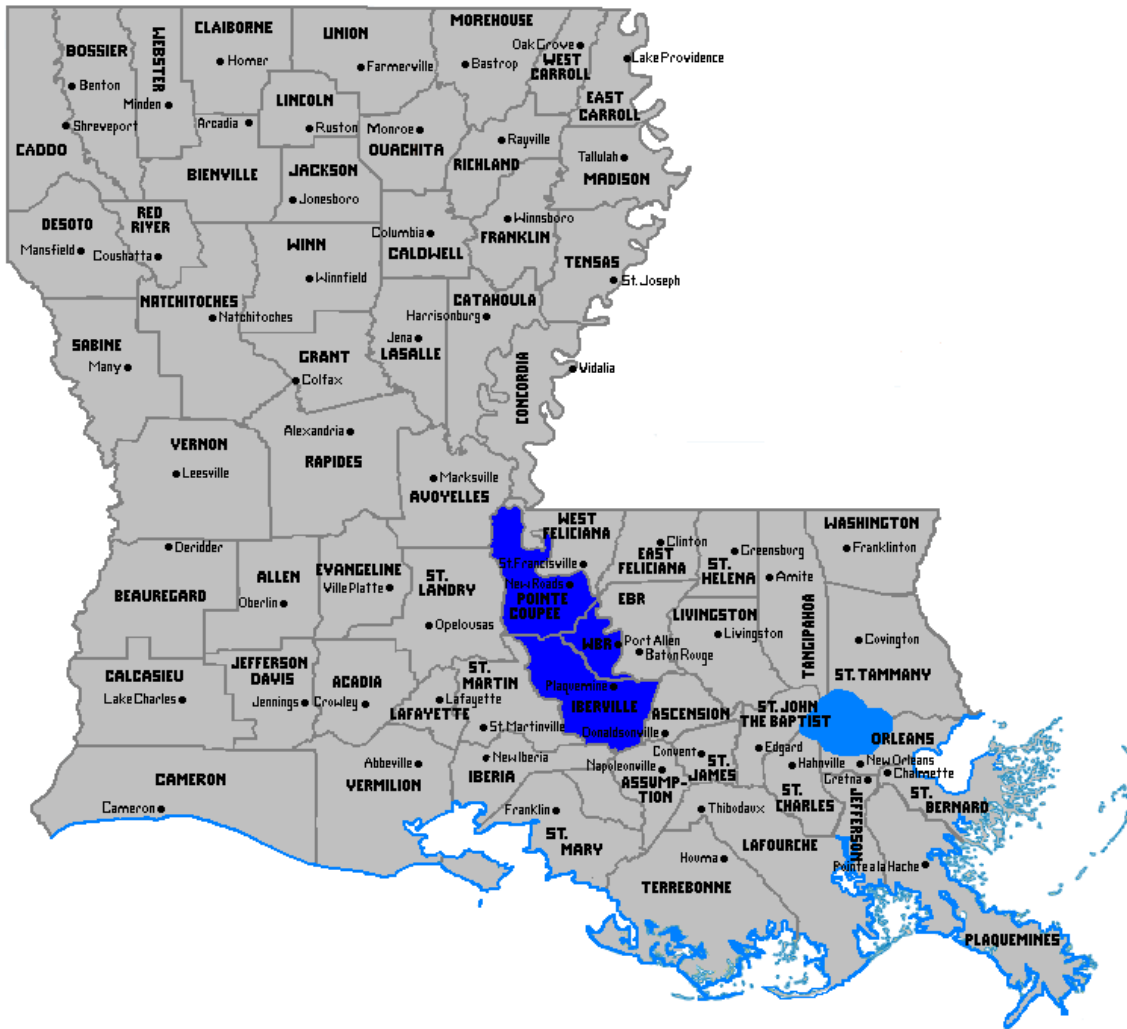
District 17 CY2024	Total CY2024
District Defender: Andrea Stentz	
EXPENDITURES	
Personnel Services and Benefits	
Salaries	618,859.98
Accrued Leave	-
Payroll Taxes	44,227.65
Hospitalization and Disability Insurance	54,473.25
Retirement	31,192.51
Other	158.10
Total for Personnel Services and Benefits	748,911.49
Travel/Training	
Parking/Auto Tolls	-
Travel/Lodging/Per Diem/Mileage	1,939.06
Total for Travel/Training	1,939.06
Operating Services	
Advertisements	195.20
Workers' Compensation	592.89
Insurance - Malpractice	5,462.75
Insurance - Auto/Physical Liability	865.01
Insurance - Other	7,529.08
Lease - Office	-
Lease - Auto/Equipment	3,330.78
Lease - Other	-
Office Repair and Maintenance	3,900.00
Office - Telephone/Utilities/Postage/Internet	12,702.44
Dues and Seminars	2,486.41
Law Library/Journals/Subscriptions	8,605.32
Office Supplies	10,036.98
Total for Operating Services	55,706.86
Professional Services	
Audit/Accounting Expense	21,564.07
Contract Clerical	-
Expert Witness	-
Investigators	2,376.75
Interpreters	450.00
Social Workers	-
Capital Representation	-
Conflict	143,525.00
Contract - Juvenile Attorneys or CINC	41,500.00
Misdemeanor Attorney Contracts	31,200.00
Contract Attorneys - all other	34,000.00
IT/Technical Support	825.77
Total for Professional Services	275,441.59
Capital Outlay	
Major Acquisitions	-
Total for Capital Outlay	-
Other Charges	
Other Operating Expenses	1,366.20
Total for Other Charges	1,366.20
Total for EXPENDITURES	1,083,365.20
<p>"Note that some data in this report may change due to district corrections or revisions."</p>	

CY24 REVENUES



CY24 EXPENDITURES





THE 18TH JUDICIAL DISTRICT PUBLIC DEFENDERS' OFFICE

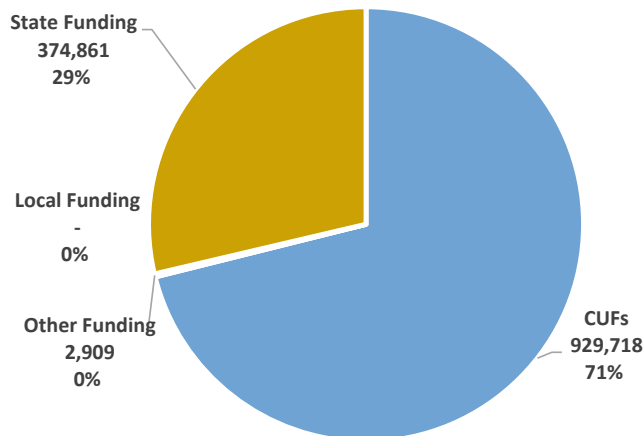
IBERVILLE (PLAQUEMINE) - POINTE COUPEE (NEW ROADS) - WEST BATON
ROUGE (PORT ALLEN)

DISTRICT DEFENDER: THOMAS A. "TOM" NELSON
308 E. MAIN STREET
NEW ROADS, LA 70760
(225) 638-9083

**18TH JUDICIAL DISTRICT: IBERVILLE, POINTE COUPEE & WEST
BATON ROUGE PARISHES**

**Tom Nelson
District Defender**

2024 Funding Sources

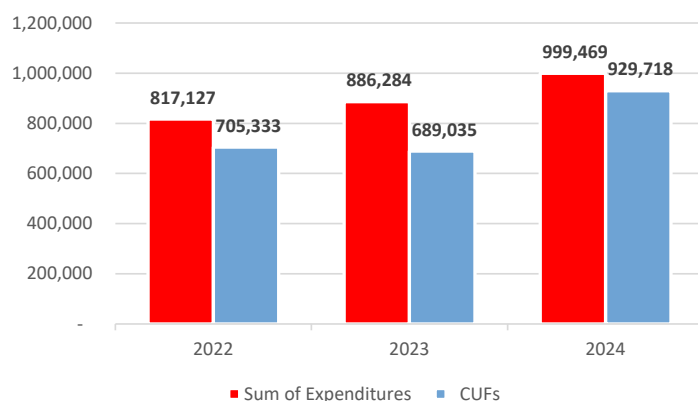


In 2024, the 18th Judicial District Office of the Public Defender received \$1,307,488 in total revenues. Of the total revenues received, 71% of funding was derived from Conviction and User Fees (CUFs), which significantly exceeds the statewide average of 31%. Only 29% of district office funding was derived from state supplemental assistance.

**Statutory Conviction and User Fees (CUFs)
Judicial District Indigent Defender Fund**

Revenue Stream	Statutory Authority
Special Court Costs (\$45)	R.S. 15:168(B)
Mayor's Court	R.S. 33:441)
Application Fee (\$40)	R.S. 15:175)
Partial Reimbursement	R.S. 15:176)
Bond Forfeiture	R.S. 15:571.11)
Civil Forfeiture (RICO)	R.S. 15:1356)
Posting of Criminal Bond (\$2)	R.S. 15:85.1)
Commercial Surety Bonds (\$45)	R.S. 22:822)

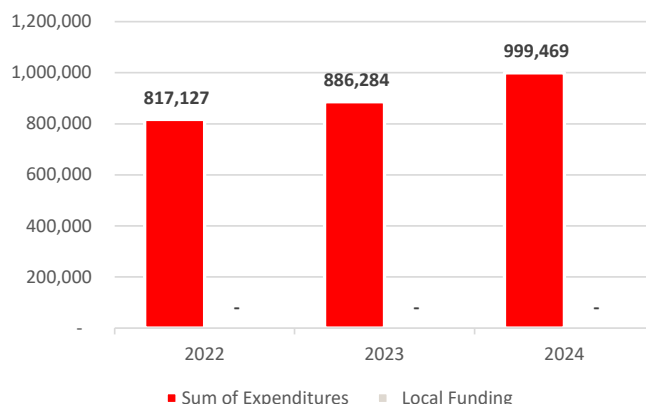
Comparison of 2024 Expenditures to CUFs



Louisiana's Public Defense System is intended to be funded primarily by Conviction and User Fees (CUFs). CUFs are comprised of eight statutes that require district court judges, city court judges, and mayors to assess fines or fees on people who have been convicted of a crime, traffic violation, or ordinance. CUFs are also generated by other actions in the criminal justice system such as bond fees, forfeitures, and application fees.

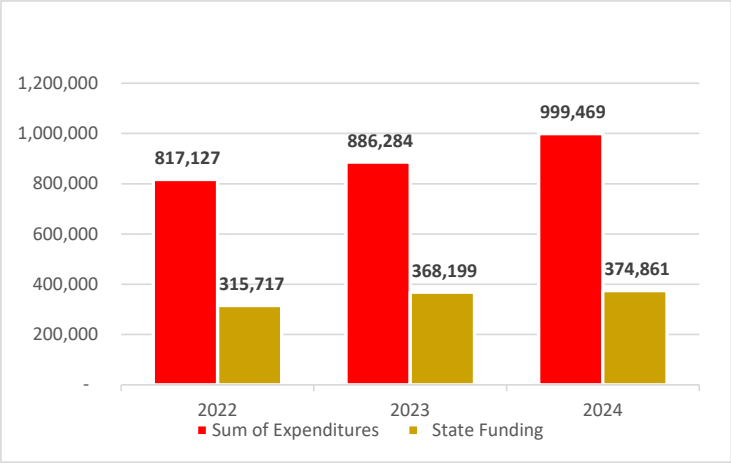
In the 18th District, the funding mechanism functions as intended, with 93% of the office's expenditures accounted for by CUFs in CY 2024.

Comparison of 2024 Expenditures to Local Revenues



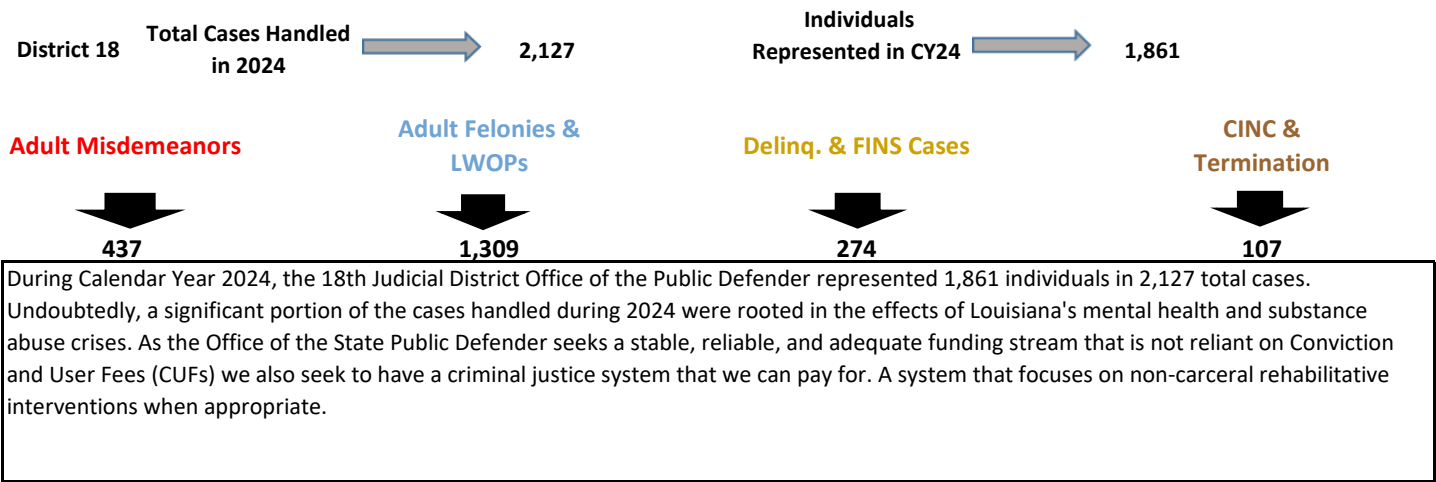
The 18th district did not receive local funding during CY2024, however the district did receive in-kind donations from the West Baton Rouge Parish Council. The Council has provided free office space to the district office.

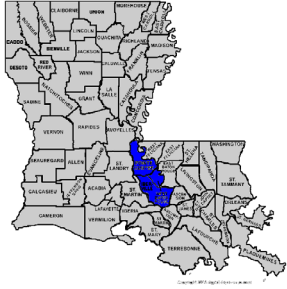
Comparison of 2024 Expenditures to State Funding



During Calendar Year 2024, the office received state funding totaling 37.5% of the office's expenditures. State supplemental assistance has increased each of the last two years as the office's expenses have increased because of inflation and increased attorney costs.

<p>The 18th Judicial District Office of the Public Defender is a multi-parish district comprised of the parishes of Iberville, Point Coupee, and West Baton Rouge.</p> <p>Public Defender's represent indigent persons accused of a crime or involved in Child in Need of Care matters across 5 sections of court.</p> <p>In the 18th Judicial District, Public Defenders handle juvenile delinquency, Child in Need of Care, misdemeanor, and felony cases.</p>	Number of Parishes in the Judicial District	Number of Weighted Sections of Court
	3	5





THE 18TH JDC PUBLIC DEFENDERS' OFFICE

Parish(es) & Seat(s)	Iberville - Plaquemine; Pointe Coupee - New Roads; West Baton Rouge - Port Allen
Population	77,883 using 7/1/2023 estimates from US Census Bureau
District Defender	Thomas A. Nelson
Years as District Defender	1
Before Becoming District Defender, Years in Public Defense	42
Does the District Defender Maintain a Private Practice? If NO, Simply Enter a Zero. If Yes, Enter the Number of Estimated Hours Per Month on Average	60
Office Manager	Belinda S. Jones
Primary Office Street Address	308 E. Main St.
City	New Roads
ZIP	70760
Days of Week Open (M-F) and Office Hours (am -pm)	M-F 9:00a.m.-5:00p.m.
Primary Phone	225-638-9083
Primary Mailing Address	PO Box 896, New Roads LA 70760
Primary Fax Number	225-638-7227
Primary Emergency Contact	Thomas A. Nelson
Primary Emergency Phone	225-638-9083 (O) 225-718-2708 (cell)
Secondary Emergency Contact	Belinda S. Jones
Secondary Emergency Phone	225-638-9083 (O) 225-931-1636
Other District Office(s) Physical and Mailing Addresses and Phone Numbers	Iberville Parish - 58065 Meriam St, Plaquemine LA 70764, 225-238-5080; Pointe Coupee Parish - 308 E. Main St., New Roads 70760, 225-638-9083; West Baton Rouge Parish - 750 Louisiana Ave., Port Allen 70767, 225-387-6209.
Other District Office Contact Personnel (Primary Only)	Iberville Parish-Cheryle Stewart (225) 687-5215, Pointe Coupee Parish-Belinda S. Jones (225) 638-9083, West Baton Rouge Parish-Lindsey Bossier (225) 215-5260
Name of Owner(s) of Office(s)/Building (i.e., Lessor)	Pointe Coupee Parish (Victoria D'Aquila, Owner-Rent \$1,000.00 per month)
If The Office Does Not Own Its Building(s) AND Pays No Rent, Indicate The Source Of Office Space Support	West Baton Rouge Parish Council provides office space to the Public Defender office at no charge

Total Annual Cash Support by Local Appropriation or Tax/Millage (indicate if this figure is an estimate)	\$1,200 provided annually by Pointe Coupee Parish Police Jury
# And Job Titles Of All Staff Whose Wages Are Provided By Local Government	0
Total PDO Staff Costs <u>Provided by Local Government</u>	0
# of Workers with Retirement Benefits <u>Paid by Local Government</u>	0
Total Annual Cost of Retirement Benefits <u>Paid by Local Government</u> (if unknown enter "UNK")	0
# of Workers with Health Benefits Paid by Local Government	0
Total Annual Cost of Health Benefits Paid by Local Government (if unknown enter "UNK")	0
List Any Other Local In-Kind Contributions Or Other Support From Local Government	None
Courts and Locations	18th Judicial District Court, Iberville, Pointe Coupee, West Baton Rouge Parishes; Port Allen City Court.
Number of Divisions/Sections of Criminal Court for Each Court in District (Include District Court, CRIMINAL District Court, City Court, Municipal Court, Mayor's Court, etc.) For Which your Office Provides Representation	5
Name of Adult Detention Facilities in This District	WBR Detention Center - Port Allen Pointe Coupee Detention Center - New Roads Iberville Parish Jail - Plaquemine
Name of Adult Detention Facilities Outside the District Which Hold Clients	Riverbend Detention Center, Lake Providence LA, Concordia Parish Detention Center, Vidalia LA and Jackson Parish Detention Center, Jonesboro,
Name of Juvenile Detention Facilities In This District	None
Name of Juvenile Detention Facilities Outside the District Which Hold Clients	Jackson Parish Detention Center, Jonesboro LA, and Adams County Detention Center, Natchez MS
Do Your Courts Routinely Bring Juveniles Before The Judge In Shackles If They Are Being Held In Detention Or Secure Custody At The Time Of The Hearing? Note That Ch. Code Art. 408 Forbids Routine Shackling	No, juveniles are not shackled.
District Attorney	Tony Clayton
Chief Judge of Criminal District Court	J. Kevin Kimball
Juvenile Court Judges (Specify District of City Court)	Kevin Kimball Pointe Coupee Parish, Alvin Batiste & Elizabeth Engolio Iberville Parish, Tonya Lurry West Baton Rouge Parish
Drug Court Judges	Elizabeth Engolio Iberville Parish Kevin Kimball Pointe Coupee Parish West Baton Rouge Parish (no drug court)
Mental Health Court Judges	None
Other Specialty Court	None
Name of Specialty and Brief Description:	None
Short Term Critical Issue Areas	None

Long-Term Critical Issue Areas and other External Factors (outside of your control) that Negatively Affect the Delivery of Services in Your District	None
2024 Media Coverage and/or Major Accomplishments	None
Describe Supervisory Structure in Your District (For Attorneys and Non-Attorneys)	Since the attorneys are independent contractors very little hands-on supervision is required. Only exception is supervisory requirements imposed by the OSPD
Medical Benefits for Any Staff, Please Describe, Noting Who Pays For the Benefit	None
Number of Cases Involving Children Under Age 18 (prior to April 19, 2024), and Children Under Age 17 (After April 19, 2024) in Your District That Were Directly Filed in Adult Court or Transferred to Adult Court in 2024	3
Number of Cases Involving Children Under Age 18 (prior to April 19, 2024), and Children Under Age 17 (After April 19, 2024) in Your District in Which a Transfer of a Child to Adult Court was Denied	0
Please Provide the Names of All State Representatives and Senators from Your District	Representatives Jeremy Lacombe, Chad Brown and Edmond Jordon and Senators Caleb Klienpeter and Ed Price.
What Changes Have You Implemented in Your District Office in 2024 That Have Improved the Delivery of Public Defender Services?	Encouraging continuous professional development to ensure high quality representation for clients.

18th District Defender Office CY 2024 Caseloads & Outcomes


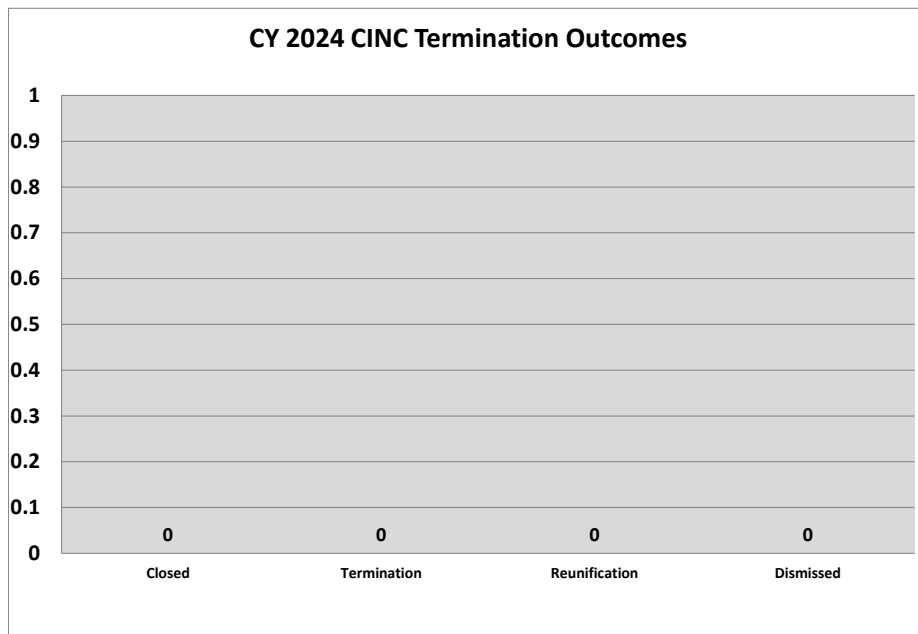
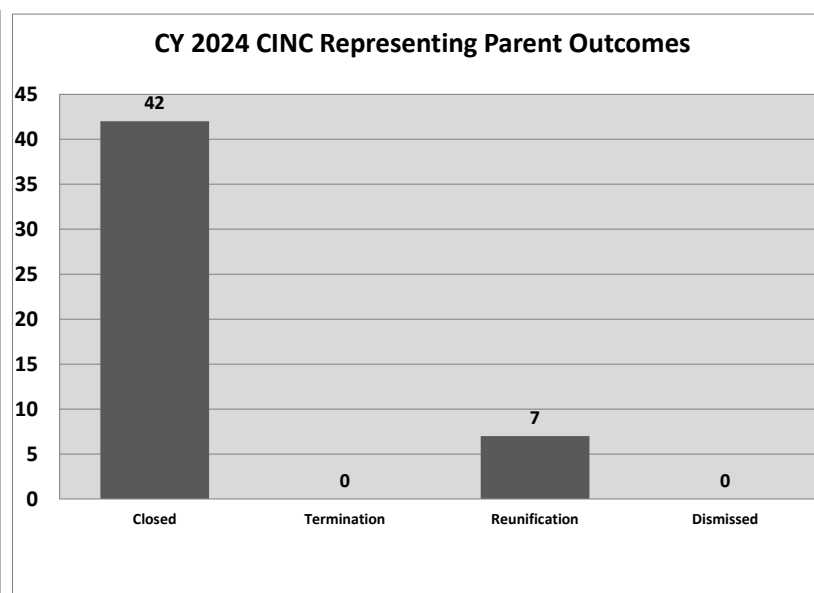
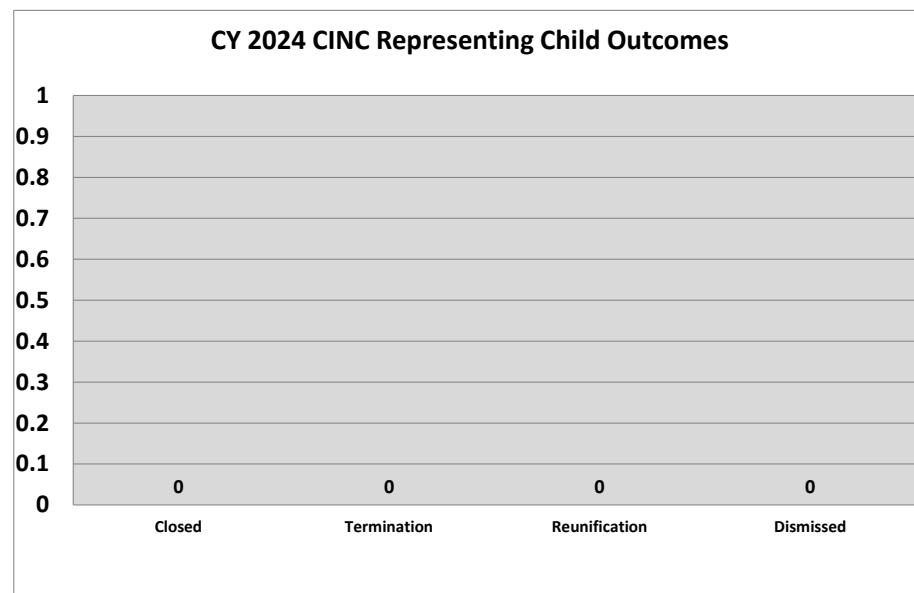
Case Type	New Cases 01/1/2024- 12/31/2024	Closed Cases 01/1/2024- 12/31/2024	Pending Cases* (# of Cases pending on 12/31/2023)	# of Cases pending on 12/31/2023 plus New Cases Received 01/1/2024- 12/31/2024	# Cases Resulting in Termination of Parental Rights	# Cases Resulting in Reunification	# Charges with Admit/Guilty Plea to Current Offense	# Charges with Plea of Guilty to Lesser Charge	# Charges Resulting in Dismissal	# Charges Resulting in Diversion or Deferred Disposition	# Jury Trials: Found Not Guilty	# Jury Trials: Found Guilty	# Judge Trials: Found Not Guilty	# Judge Trials: Found Guilty	Total Trials
Child Support	0	0	0	0	N/A	N/A	N/A	N/A	0	N/A	N/A	N/A	N/A	N/A	0
CINC-Child	0	0	0	0	0	0	N/A	N/A	0	N/A	N/A	N/A	N/A	N/A	0
CINC-Parent	43	42	64	107	0	7	N/A	N/A	0	N/A	N/A	N/A	N/A	N/A	0
Termination	0	0	0	0	0	0	N/A	N/A	0	N/A	N/A	N/A	N/A	N/A	0
FINS	0	0	0	0	N/A	N/A	0	0	0	0	N/A	N/A	N/A	N/A	0
Delinquency Misdemeanor	132	130	73	205	N/A	N/A	58	1	22	9	N/A	N/A	0	0	0
Delinquency Felony	34	38	31	65	N/A	N/A	22	5	12	5	N/A	N/A	0	0	0
Delinquency-Life	3	2	1	4	N/A	N/A	0	0	0	0	N/A	N/A	0	0	0
Juvenile Revocations	0	0	0	0	N/A	N/A	0	0	0	N/A	N/A	N/A	N/A	N/A	0
Adult Misdemeanor*	340	306	97	437	N/A	N/A	172	8	237	0	0	0	0	7	7
Adult Felony Non-LWOP**	847	663	448	1295	N/A	N/A	413	140	200	0	0	4	0	1	5
Adult LWOP	3	10	11	14	N/A	N/A	0	2	2	0	0	3	0	1	4
Capital***	0	0	0	0	N/A	N/A	0	0	0	0	0	0	0	0	0
Revocations	0	0	0	0	N/A	N/A	0	0	0	0	N/A	N/A	N/A	N/A	0
PCR	0	0	0	0	N/A	N/A	N/A	N/A	N/A	N/A	N/A	N/A	0	0	0
SOAP	0	0	0	0	N/A	N/A	N/A	N/A	N/A	N/A	N/A	N/A	N/A	N/A	0

NOTE: Charges columns include all charges filed in association with a particular Case Type, regardless of each charge's severity.

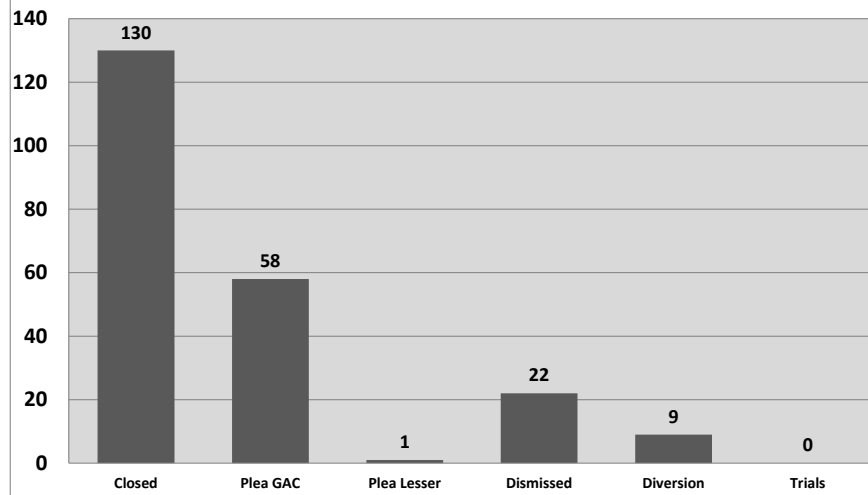
*Includes Traffic, Parish/Municipal Ordinances, Extradition and Unclassified Cases

**Life Without Parole

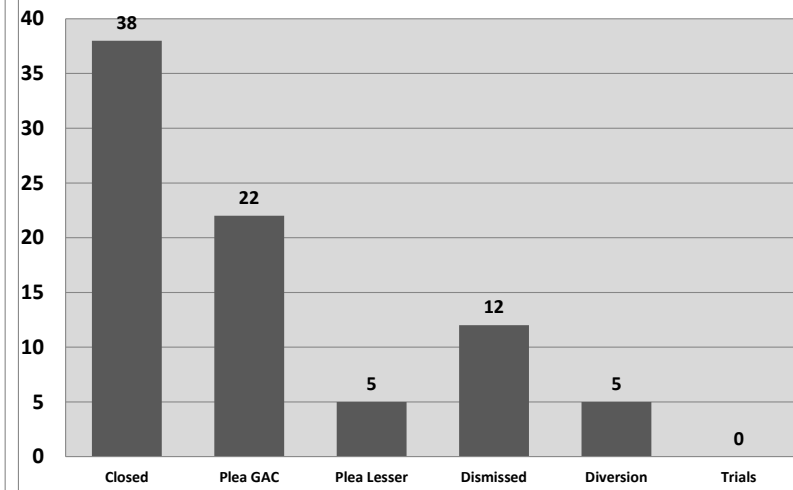
***Capital cases may include cases initially opened by the district office and transferred to a program office at some later stage in the proceedings.



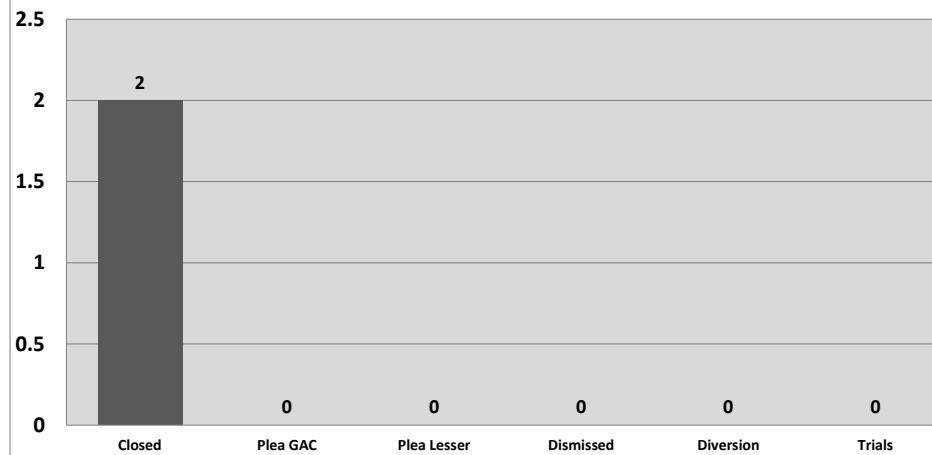
CY 2024 Delinquency Misdemeanor-Grade Outcomes



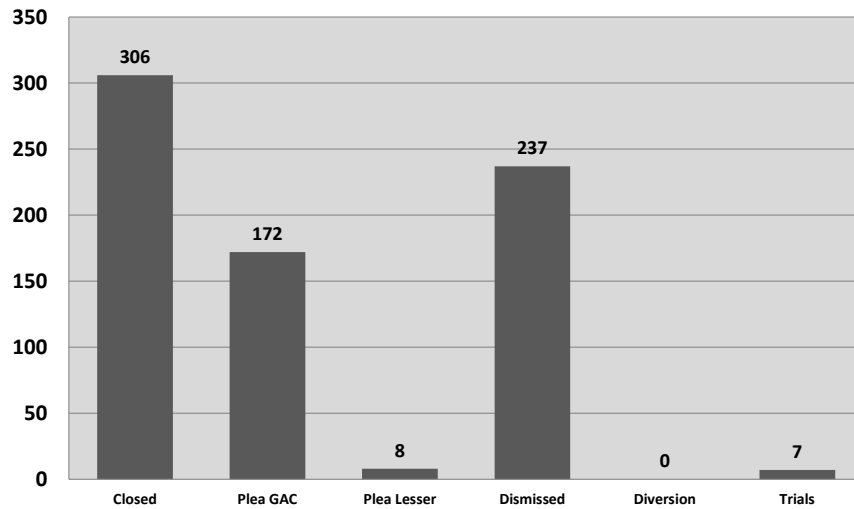
CY 2024 Delinquency Felony-Grade Outcomes



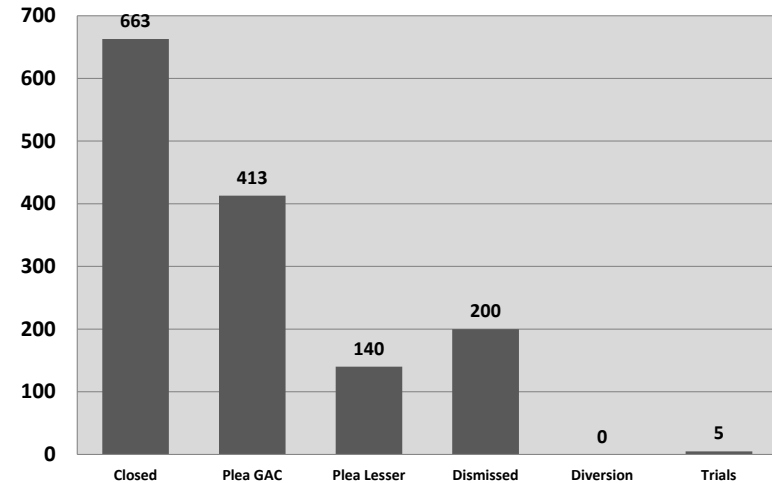
CY 2024 Delinquency Life Outcomes



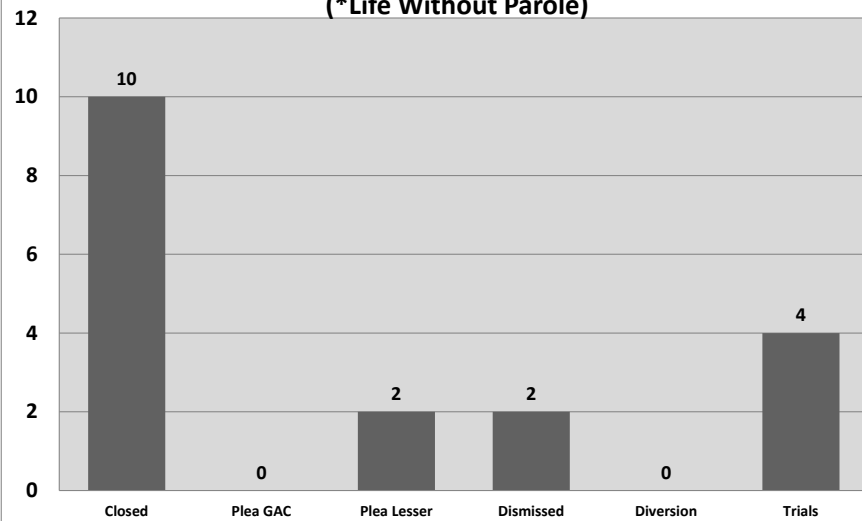
CY 2024 Adult Misdemeanor Outcomes



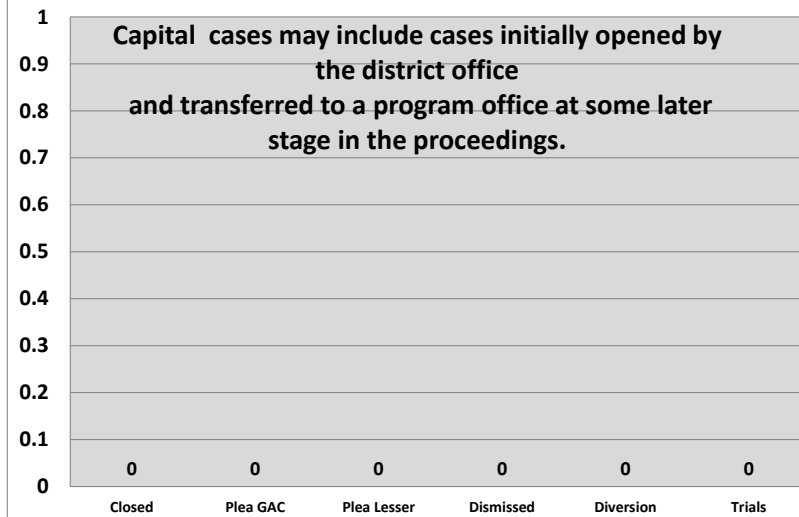
**CY 2024 Adult Felony Non-LWOP* Outcomes
(*Life Without Parole)**



**CY 2024 Adult Felony LWOP* Outcomes
(*Life Without Parole)**



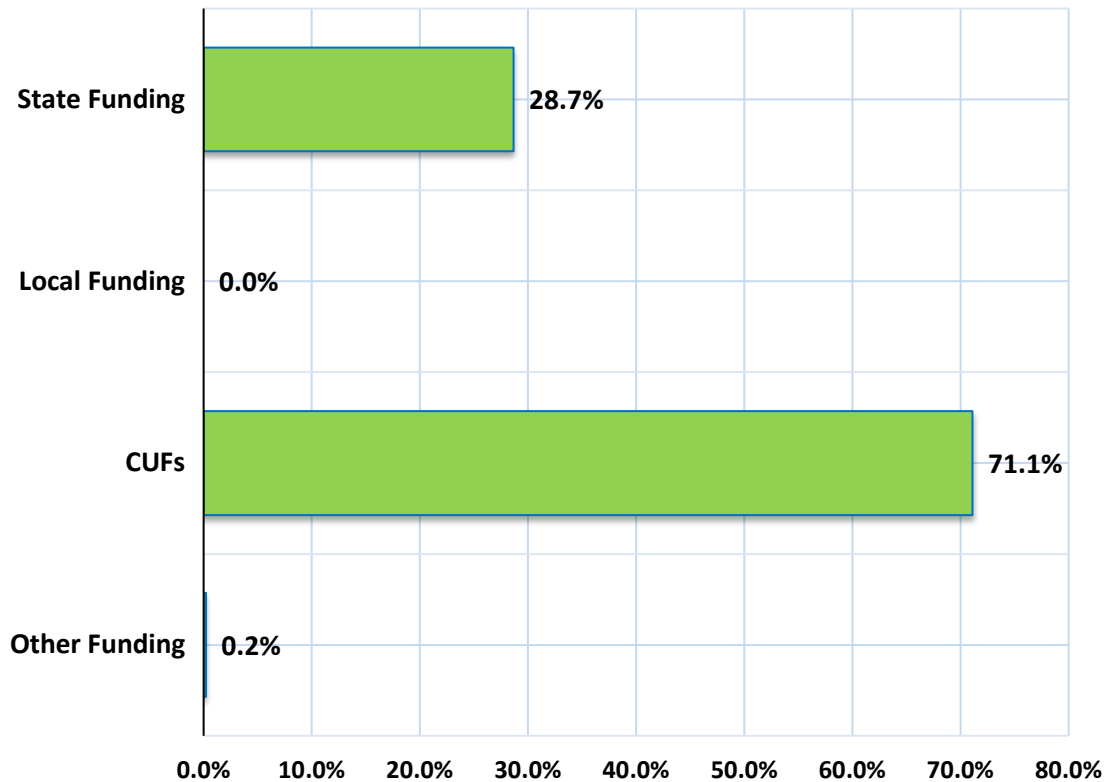
CY 2024 Capital Outcomes



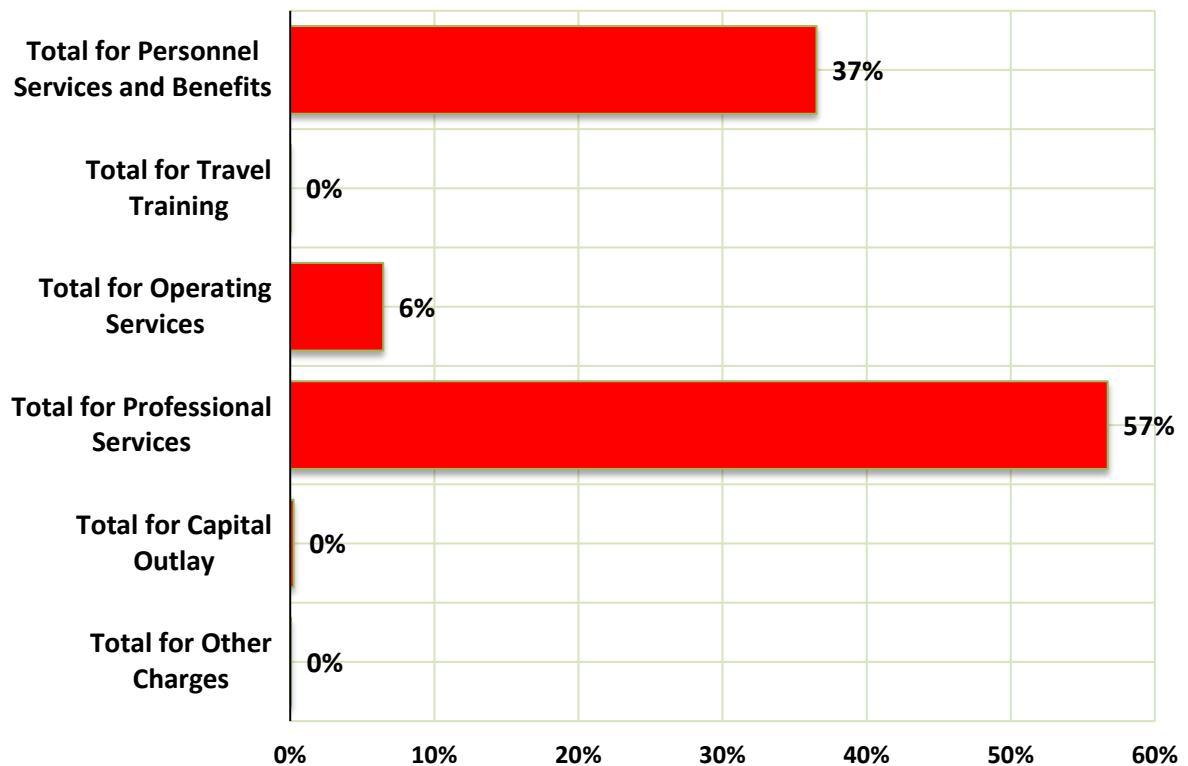
District 18 CY2024	Total CY2024
District Defender: Tom Nelson	
REVENUE	
Federal Government	
Grants - Direct	-
Grants - Indirect (pass thru State)	-
Total for Federal Government	-
State Government	
Department of Corrections	-
Child in Need of Care (CINC)	23,171.69
District Assistance Fund (DAF)	333,494.67
Supplemental/Emergency Funds	18,194.80
Grants	-
Other State Income -List source(s)	-
Total for State Government	374,861.16
Local Government	
Appropriations - General	-
Appropriations - Special	-
Taxes - Millages, Sales, Special, & Other	-
Condition of Probation	-
Criminal Bond Fees [\$2 per bonded case as per 15:85.1] and Surety Bond Licensing Fees [per 22:822 B]	197,898.56
Traffic Camera	-
Grants	-
Other Local Income -List source(s)	-
\$45 Special Court Costs [R.S. 15:168.B(1)] and \$35 Mayor's Court Costs	-
Criminal District Court	-
City & City-Ward Courts	280,894.00
Judicial District Courts	398,285.77
Juvenile Court	-
Mayor's Court (\$35 Special Court Costs for Mayor's Court Only)	-
Magistrates' Courts	-
Municipal Court	-
Parish Courts	-
Traffic Court	-
Non-itemized, lump sum collected and remitted by all courts	-
Non-Itemized lump sum assessed by the court; collected and remitted by the Sheriff(s)	-
Non-Itemized lump sum assessed by the court; collected and remitted by the Police Juries	-
Total for \$45 Special Court Costs [R.S. 15:168.B(1)] and \$35 Mayor's Court Costs	679,179.77
Charges For Services	
\$40 Indigent Defense Application Fees [as per 15:175 A (1)(f)]	41,779.00
Partial Attorney Fees Reimbursements [as per 15:176]	10,860.75
Other Reimbursements	82.96
Other Local Income -List source(s)	1,200.00
Total for Charges For Services	53,922.71
Total for Local Government	931,001.04
Investment Earnings	
Interest Income	-
Other Investment Income - List source(s)	-
Total for Investment Earnings	-
Other Sources (Grants & Contributions)	
Non-Profit Organizations	-
Private Organizations	-
Corporate	-
Other - List source(s)	1,625.84
Total for Other Sources (Grants & Contributions)	1,625.84
Total for REVENUE	1,307,488.04

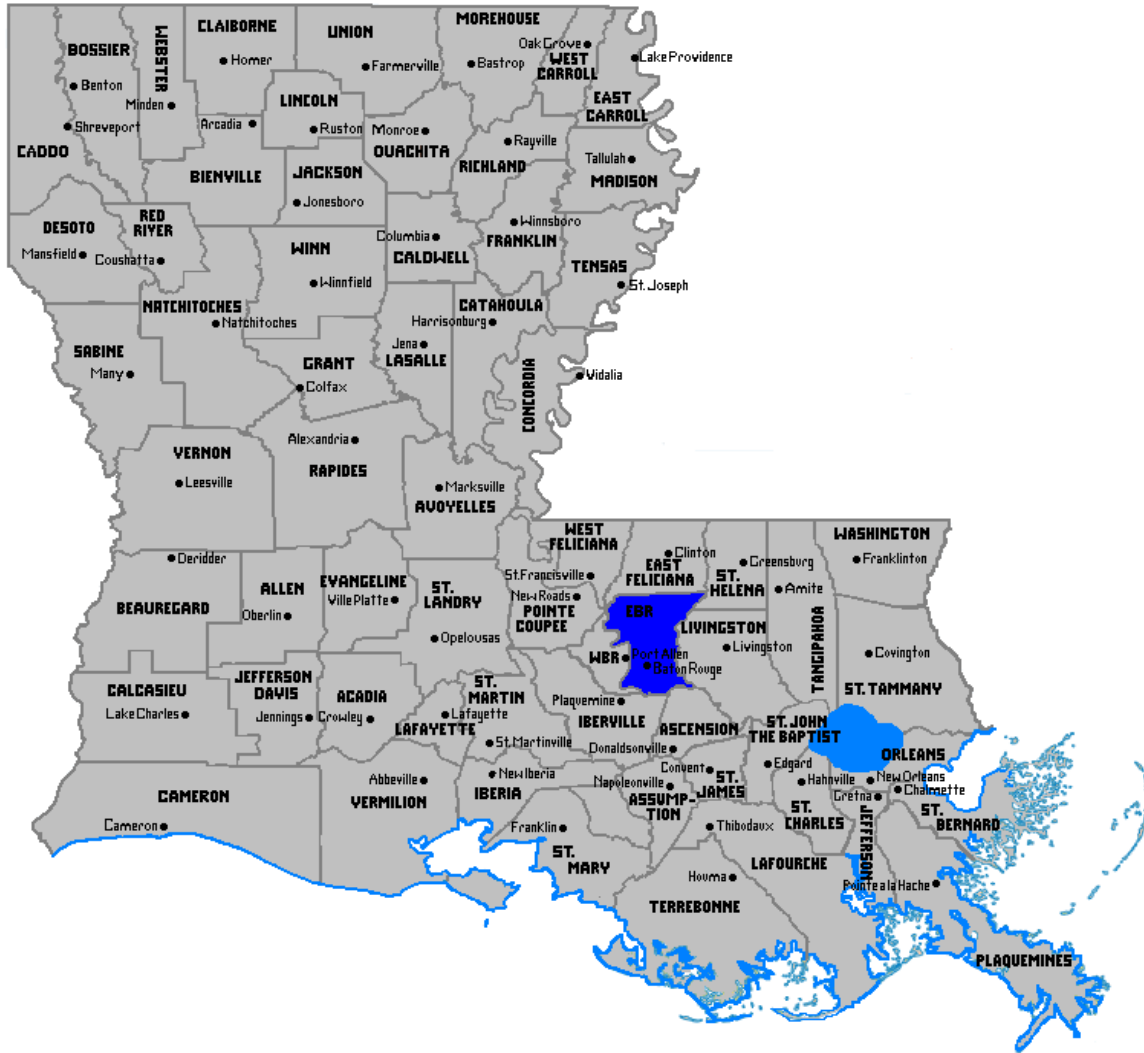
District 18 CY2024	Total CY2024
District Defender: Tom Nelson	
EXPENDITURES	
Personnel Services and Benefits	
Salaries	339,014.48
Accrued Leave	-
Payroll Taxes	25,935.05
Hospitalization and Disability Insurance	-
Retirement	-
Other	-
Total for Personnel Services and Benefits	364,949.53
Travel/Training	
Parking/Auto Tolls	-
Travel/Lodging/Per Diem/Mileage	141.68
Total for Travel/Training	141.68
Operating Services	
Advertisements	1,140.50
Workers' Compensation	1,795.00
Insurance - Malpractice	2,507.35
Insurance - Auto/Physical Liability	4,995.05
Insurance - Other	250.00
Lease - Office	12,257.00
Lease - Auto/Equipment	3,870.94
Lease - Other	4,632.00
Office Repair and Maintenance	6,241.49
Office - Telephone/Utilities/Postage/Internet	9,686.97
Dues and Seminars	350.00
Law Library/Journals/Subscriptions	8,295.61
Office Supplies	8,483.49
Total for Operating Services	64,505.40
Professional Services	
Audit/Accounting Expense	42,775.11
Contract Clerical	3,550.00
Expert Witness	3,300.00
Investigators	-
Interpreters	75.00
Social Workers	-
Capital Representation	-
Conflict	-
Contract - Juvenile Attorneys or CINC	48,864.12
Misdemeanor Attorney Contracts	15,125.04
Contract Attorneys - all other	452,409.60
IT/Technical Support	755.00
Total for Professional Services	566,853.87
Capital Outlay	
Major Acquisitions	2,457.94
Total for Capital Outlay	2,457.94
Other Charges	
Other Operating Expenses	560.93
Total for Other Charges	560.93
Total for EXPENDITURES	999,469.35
<p>"Note that some data in this report may change due to district corrections or revisions."</p>	

CY24 REVENUES



CY24 EXPENDITURES

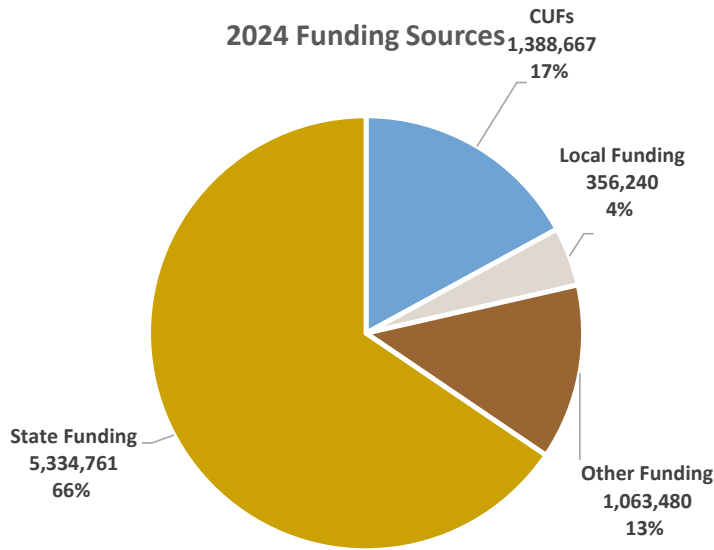




THE 19TH JUDICIAL DISTRICT
PUBLIC DEFENDERS' OFFICE
EAST BATON ROUGE (BATON ROUGE)

DISTRICT DEFENDER: KYLA BLANCHARD ROMANACH
222 ST. LOUIS AVE., 7TH FL., CITY HALL BLDG.
BATON ROUGE, LA 70802
(225) 389-3150

2024 Funding Sources

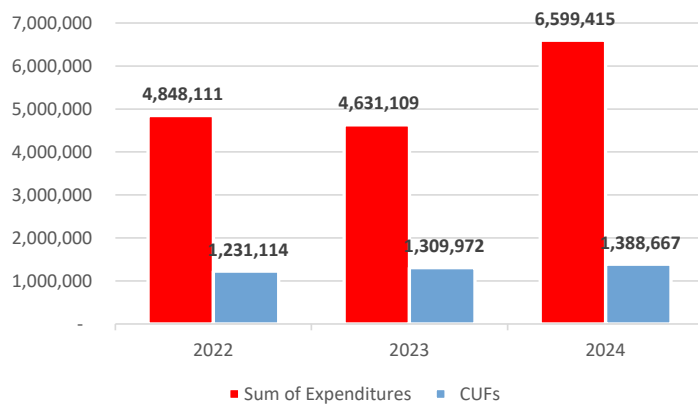


In 2024, the 19th Judicial District Office of the Public Defender received \$8,143,147 in total revenues. Of the total revenues received, only 17% of funding was derived from Conviction and User Fees (CUFs). Sixty-six percent of district office funding was derived from state supplemental assistance. The office also received \$356,240 in local revenues.*Please note that some data provided by the district have not been verified by OSPD.

Statutory Conviction and User Fees (CUFs) Judicial District Indigent Defender Fund

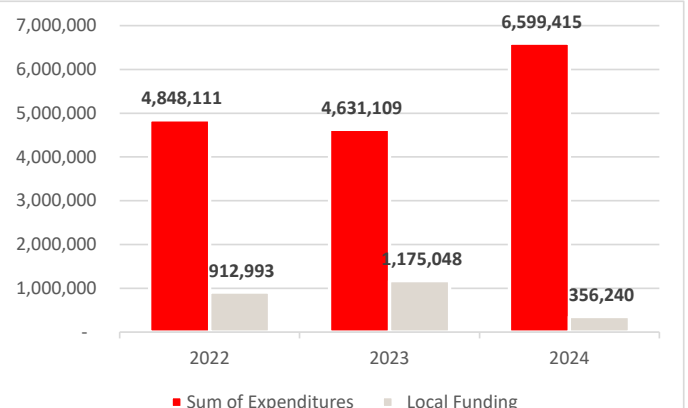
Revenue Stream	Statutory Authority
Special Court Costs (\$45)	R.S. 15:168(B)
Mayor's Court	R.S. 33:441)
Application Fee (\$40)	R.S. 15:175)
Partial Reimbursement	R.S. 15:176)
Bond Forfeiture	R.S. 15:571.11)
Civil Forfeiture (RICO)	R.S. 15:1356)
Posting of Criminal Bond (\$2)	R.S. 15:85.1)
Commercial Surety Bonds (\$45)	R.S. 22:822)

Comparison of 2024 Expenditures to CUFs



Louisiana's Public Defense System is intended to be funded primarily by Conviction and User Fees (CUFs). CUFs are comprised of eight statutes that require district court judges, city court judges, and mayors to assess fines or fees on people who have been convicted of a crime, traffic violation, or ordinance. CUFs are also generated by other actions in the criminal justice system such as bond fees, forfeitures, and application fees. What was intended to serve as the primary funding source for public defenders only accounted for 21% of the office's expenditures in CY 2024. CUF collections have not kept up with expenditures, increasing the office's reliance on other funding streams. *Please note that some data provided by the district have not been verified by OSPD. Data in this report may change due to district revisions.

Comparison of 2024 Expenditures to Local Revenues

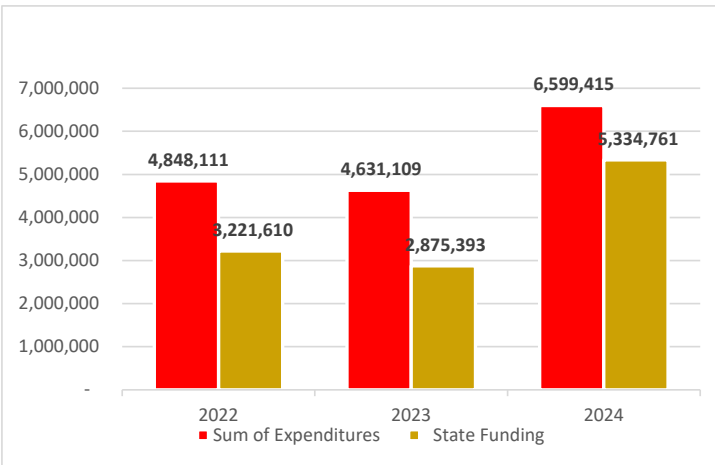


In 2024, the 19th Judicial District Office of the Public Defender reports receiving \$356,240 in local revenues from the City of Baton Rouge.

The office also receives in-kind support from the city in the form of office space at each courthouse.

*Please note that some data provided by the district have not been verified by OSPD. Data in this report may change due to district revisions.

Comparison of 2024 Expenditures to State Funding

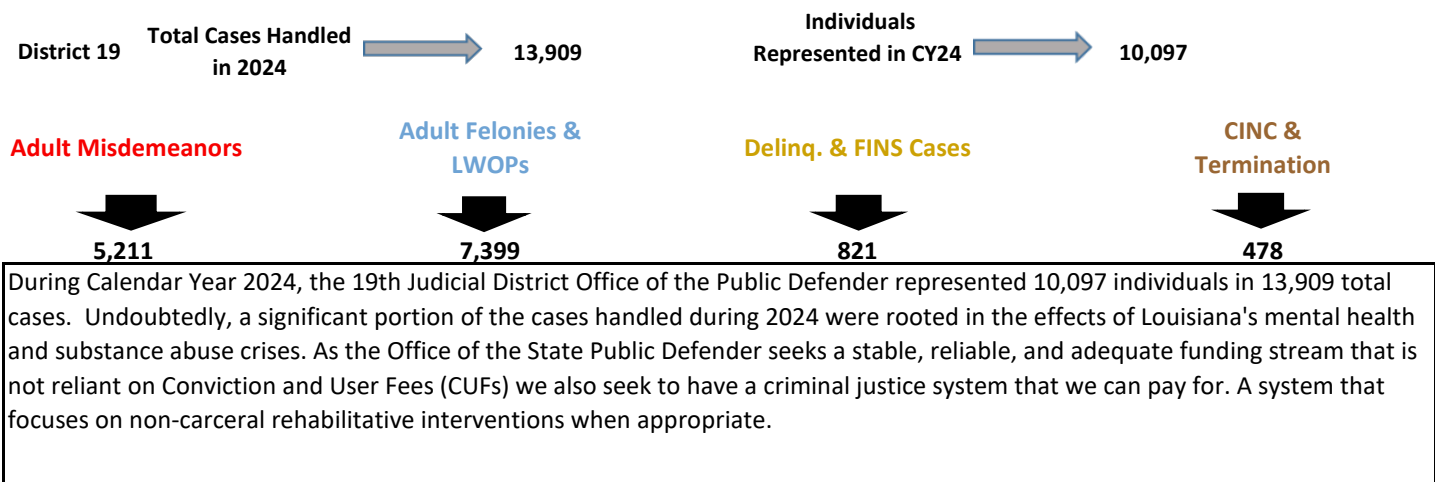


The failure of the public defender's system unstable funding stream has resulted in an increased reliance on state supplemental assistance for solvency in East Baton Rouge Parish.

During Calendar Year 2024, the office reports receiving state funding totaling nearly 81% of the office's expenditures.

*Please note that some data provided by the district have not been verified by OSPD. Data in this report may change due to district revisions.

<p>The 19th Judicial District Office of the Public Defender is comprised of a single parish, East Baton Rouge.</p> <p>Public Defender's represent indigent persons accused of a crime or involved in Child in Need of Care matters across 19 sections of court.</p> <p>In the 19th Judicial District, Public Defenders handle juvenile delinquency, Child in Need of Care, misdemeanor, and felony cases.</p>	Number of Parishes in the Judicial District	Number of Weighted Sections of Court
	1	19





THE 19TH JDC PUBLIC DEFENDERS' OFFICE

Parish(es) & Seat(s)	East Baton Rouge - Baton Rouge
Population	448,467
District Defender	Kyla Romanach
Years as District Defender	1.25
Before Becoming District Defender, Years in Public Defense	24.75
Does the District Defender Maintain a Private Practice? If NO, Simply Enter a Zero. If Yes, Enter the Number of Estimated Hours Per Month on Average	0
Office Manager	Tina Anny
Primary Office Street Address	222 St. Louis Ave., 7th Fl., City Hall Bldg., Baton Rouge, LA 70802
City	Baton Rouge
ZIP	70802
Days of Week Open (M-F) and Office Hours (am -pm)	Monday-Thursday 8:30-4:30; Friday 8:30-12:30
Primary Phone	225-389-3150 (w)
Primary Mailing Address	222 Saint Louis St. Suit 707 Baton Rouge, LA 70802 (City Hall Building)
Primary Fax Number	225-389-5418
Primary Emergency Contact	Kyla Romanach
Primary Emergency Phone	(225)235-4150
Secondary Emergency Contact	Tina Anny
Secondary Emergency Phone	(225)485-1284
Other District Office(s) Physical and Mailing Addresses and Phone Numbers	N/A
Other District Office Contact Personnel (Primary Only)	N/A
Name of Owner(s) of Office(s)/Building (i.e., Lessor)	East Baton Rouge City Parish building.
If The Office Does Not Own Its Building(s) AND Pays No Rent, Indicate The Source Of Office Space Support	City provides
Total Annual Cash Support by Local Appropriation or Tax/Millage (indicate if this figure is an estimate)	\$1,337,750
# And Job Titles Of All Staff Whose Wages Are Provided By Local Government	N/A

Total PDO Staff Costs <u>Provided by Local Government</u>	N/A
# of Workers with Retirement Benefits <u>Paid by Local Government</u>	N/A
Total Annual Cost of Retirement Benefits <u>Paid by Local Government</u> (if unknown enter "UNK")	N/A
# of Workers with Health Benefits Paid by Local Government	N/A
Total Annual Cost of Health Benefits Paid by Local Government (if unknown enter "UNK")	N/A
List Any Other Local In-Kind Contributions Or Other Support From Local Government	Free rent in City Hall; \$100,000 ARPA grant for 2025
Courts and Locations	District, Juvenile, EBR City Court, Baker City Court, Zachary City Court
Number of Divisions/Sections of Criminal Court for Each Court in District (Include District Court, CRIMINAL District Court, City Court, Municipal Court, Mayor's Court, etc.) For Which your Office Provides Representation	District-10; Juvenile-2; CINC-2; EBR City Court- 5; Zachary- 1; Baker- 1
Name of Adult Detention Facilities in This District	East Baton Rouge Parish Prison
Name of Adult Detention Facilities Outside the District Which Hold Clients	Catahoula Correctional Center, Jackson Correctional Center, Concordia, Dequincy, East Carroll, Lasalle Correctional, Pine Prairie, West Baton Rouge Parish Prison
Name of Juvenile Detention Facilities In This District	East Baton Rouge Juvenile Detention Center.
Name of Juvenile Detention Facilities Outside the District Which Hold Clients	Bridge City Center for Youth; Swanson Center for Youth
Do Your Courts Routinely Bring Juveniles Before The Judge In Shackles If They Are Being Held In Detention Or Secure Custody At The Time Of The Hearing? Note That Ch. Code Art. 408 Forbids Routine Shackling	Yes, Shackling is placed at the ankles, not the hands.
District Attorney	Hillar Moore, III
Chief Judge of Criminal District Court	Judge Will Jorden
Juvenile Court Judges (Specify District of City Court)	Adam Haney & Gail Grover
Drug Court Judges	Judge William Jorden
Mental Health Court Judges	N/A
Other Specialty Court	4
Name of Specialty and Brief Description:	Veteran's Court; Domestic Violence Intervention Court; Retail Theft Court; Pre-trial Recovery Court
Short Term Critical Issue Areas	Many of our lawyers lack significant experience in criminal law. These lawyers need adequate training to provide competent representation. The 19th JDC also added two Commissioner's Courts this year, necessitating an increase in staffing without a corresponding increase in funding.
Long-Term Critical Issue Areas and other External Factors (outside of your control) that Negatively Affect the Delivery of Services in Your District	Retention of staff is a concern, as our funding is not sufficient to compete with other local employers in terms of salaries and benefits.

2024 Media Coverage and/or Major Accomplishments	We had some victories in the courtroom, obtaining acquittals and responsive verdicts in life without parole cases as well as other felony and misdemeanor trials.
Describe Supervisory Structure in Your District (For Attorneys and Non-Attorneys)	The district defender supervises the administrative staff. Each division is supervised by a department head. The divisions are trials, city court, juvenile court, investigators, client services, and secretaries. Additionally, in the trials division, a section chief monitors the day to day court matters.
Medical Benefits for Any Staff, Please Describe, Noting Who Pays For the Benefit	We offer medical, dental, and vision. In 2024, this will be through Blue Cross. OPDBR pays a portion of the premium and the employee pays the balance. Vision and dental are at the employee's expense.
Number of Cases Involving Children Under Age 18 (prior to April 19, 2024), and Children Under Age 17 (After April 19, 2024) in Your District That Were Directly Filed in Adult Court or Transferred to Adult Court in 2024	8
Number of Cases Involving Children Under Age 18 (prior to April 19, 2024), and Children Under Age 17 (After April 19, 2024) in Your District in Which a Transfer of a Child to Adult Court was Denied	25
Please Provide the Names of All State Representatives and Senators from Your District	Senators: Regina Ashford Barrow, Rick Edmonds, Cleo Fields, Franklin J. Foil, Caleb Seth Kleinpeter; Representatives: Roy Daryl Adams, Barbara Carpenter, Emily Chenevert, Paula Davis, Kellee Hennessy Dickerson, Barbara Reich Freiberg, Edmond Jordan, Vanessa Caston LaFleur, C. Denise Marcelle, Dixon Wallace McMakin, Larry Selders, and Lauren Ventrella
What Changes Have You Implemented in Your District Office in 2024 That Have Improved the Delivery of Public Defender Services?	We have developed and implemented a weekly in-house training program for our staff and contract attorneys as well as providing out-of-office training where appropriate and feasible. We have improved the quantity and quality of our staff, both attorneys and support staff.

19th District Defender Office CY 2024 Caseloads & Outcomes

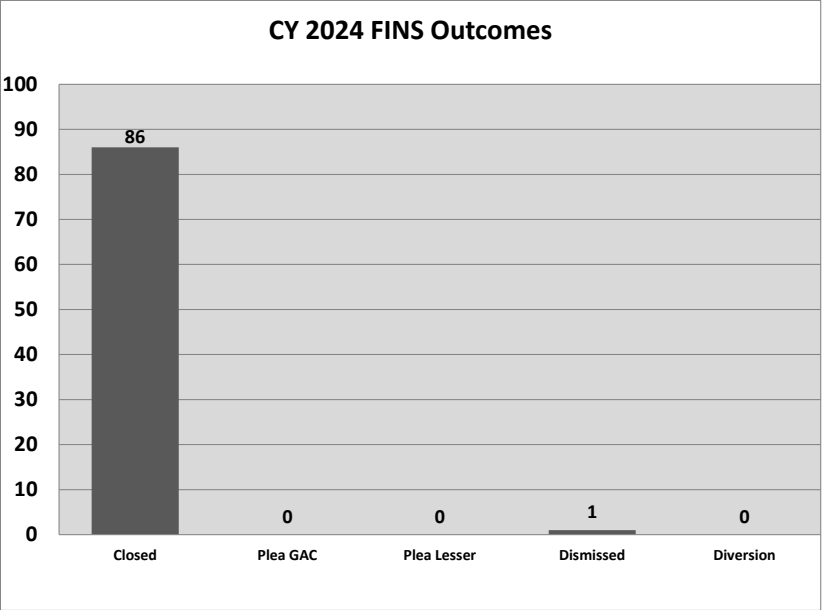
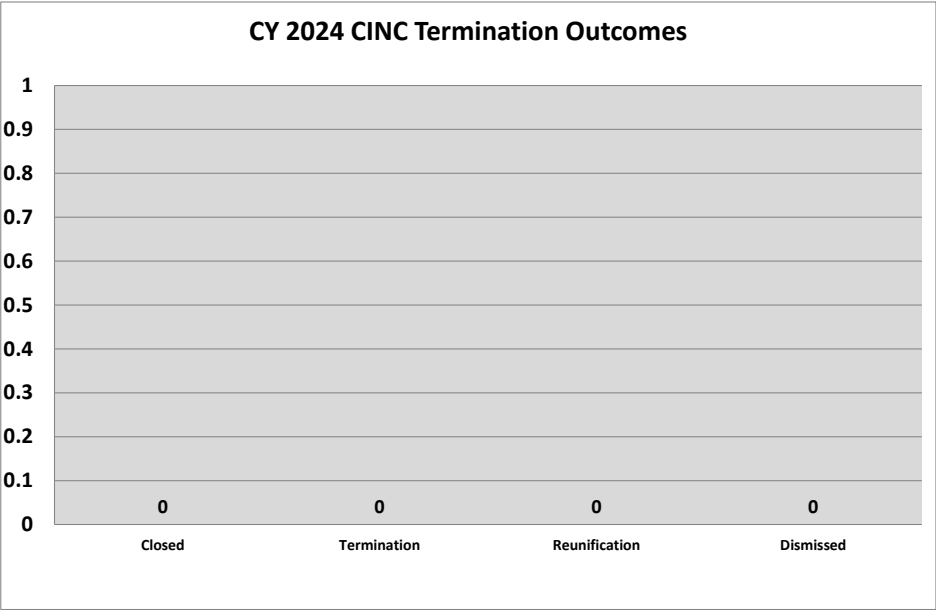
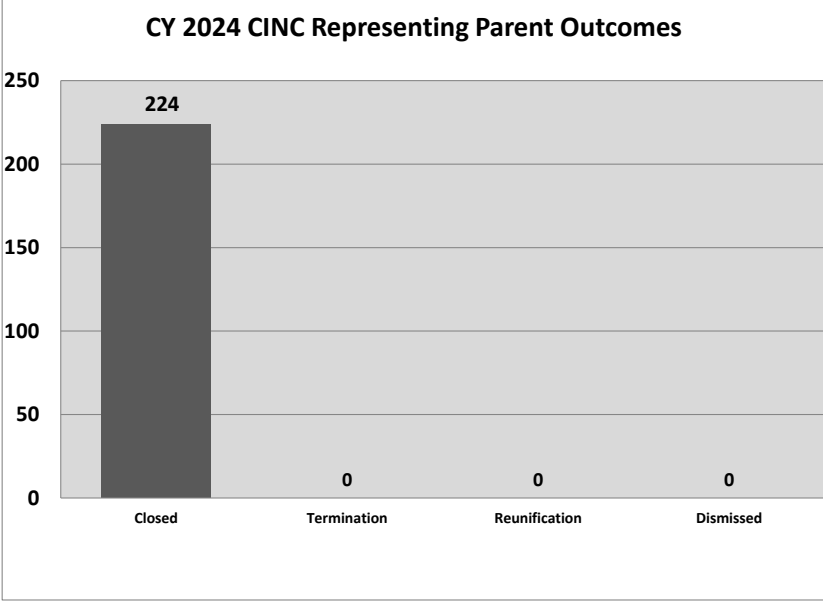
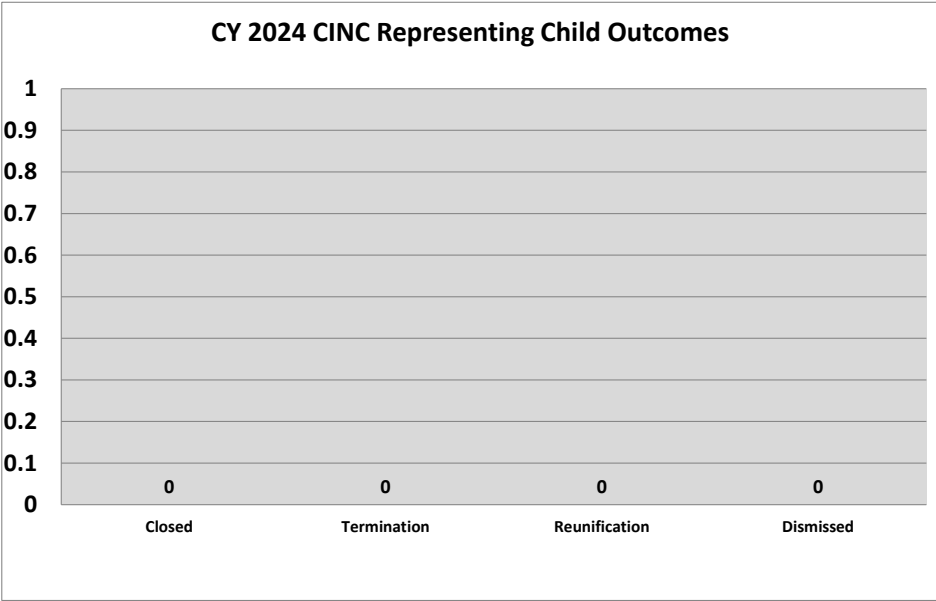
Case Type	New Cases 01/1/2024- 12/31/2024	Closed Cases 01/1/2024- 12/31/2024	Pending Cases* (# of Cases pending on 12/31/2023)	# of Cases pending on 12/31/2023 plus New Cases Received 01/1/2024- 12/31/2024	# Cases Resulting in Termination of Parental Rights	# Cases Resulting in Reunification	# Charges with Admit/Guilty Plea to Current Offense	# Charges with Plea of Guilty to Lesser Charge	# Charges Resulting in Dismissal	# Charges Resulting in Diversion or Deferred Disposition	# Jury Trials: Found Not Guilty	# Jury Trials: Found Guilty	# Judge Trials: Found Not Guilty	# Judge Trials: Found Guilty	Total Trials
Child Support	0	0	0	0	N/A	N/A	N/A	N/A	0	N/A	N/A	N/A	N/A	N/A	0
CINC-Child	0	0	0	0	0	0	N/A	N/A	0	N/A	N/A	N/A	N/A	N/A	0
CINC-Parent	168	224	310	478	0	0	N/A	N/A	0	N/A	N/A	N/A	N/A	N/A	0
Termination	0	0	0	0	0	0	N/A	N/A	0	N/A	N/A	N/A	N/A	N/A	0
FINS	80	86	39	119	N/A	N/A	0	0	1	0	N/A	N/A	N/A	N/A	0
Delinquency Misdemeanor	59	89	61	120	N/A	N/A	0	0	0	0	N/A	N/A	0	0	0
Delinquency Felony	341	303	241	582	N/A	N/A	1	0	3	0	N/A	N/A	0	0	0
Delinquency-Life	0	0	0	0	N/A	N/A	0	0	0	0	N/A	N/A	0	0	0
Juvenile Revocations	0	0	0	0	N/A	N/A	0	0	0	N/A	N/A	N/A	N/A	N/A	0
Adult Misdemeanor*	3130	2685	2081	5211	N/A	N/A	718	555	2211	0	0	0	0	1	1
Adult Felony Non-LWOP**	4339	2453	2685	7024	N/A	N/A	653	648	1777	0	2	6	0	5	13
Adult LWOP	79	55	145	224	N/A	N/A	7	16	24	0	0	3	0	0	3
Capital***	0	0	0	0	N/A	N/A	0	0	0	0	0	0	0	0	0
Revocations	18	29	133	151	N/A	N/A	0	0	1	0	N/A	N/A	N/A	N/A	0
PCR	0	0	0	0	N/A	N/A	N/A	N/A	N/A	N/A	N/A	N/A	0	0	0
SOAP	0	0	0	0	N/A	N/A	N/A	N/A	N/A	N/A	N/A	N/A	N/A	N/A	0

NOTE: Charges columns include all charges filed in association with a particular Case Type, regardless of each charge's severity.

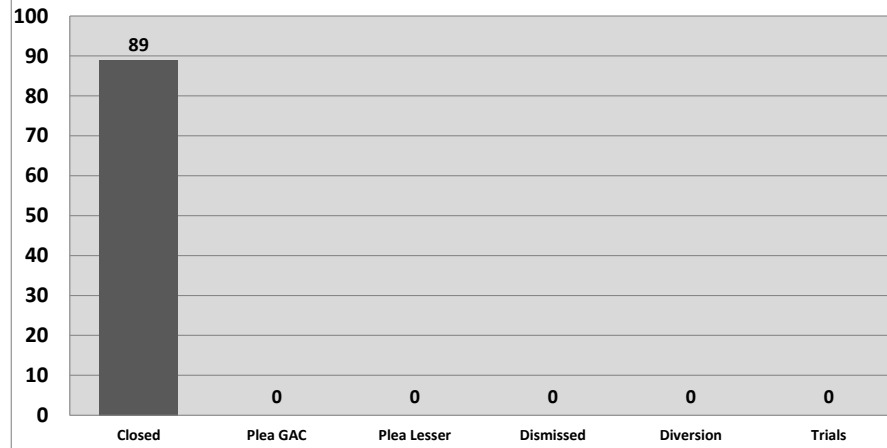
*Includes Traffic, Parish/Municipal Ordinances, Extradition and Unclassified Cases

**Life Without Parole

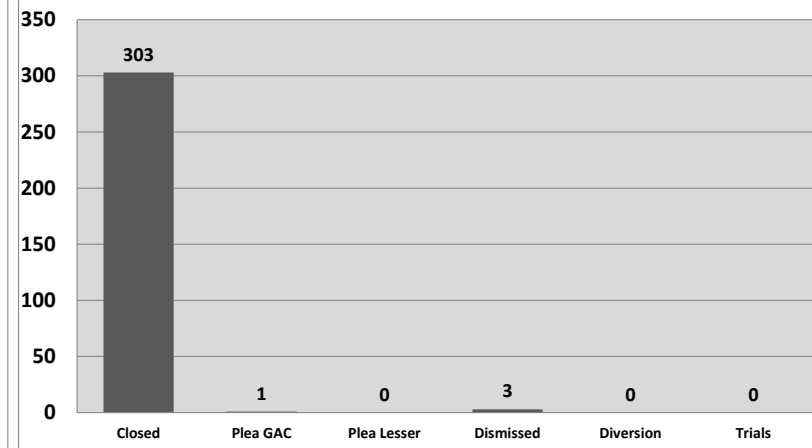
***Capital cases may include cases initially opened by the district office and transferred to a program office at some later stage in the proceedings.



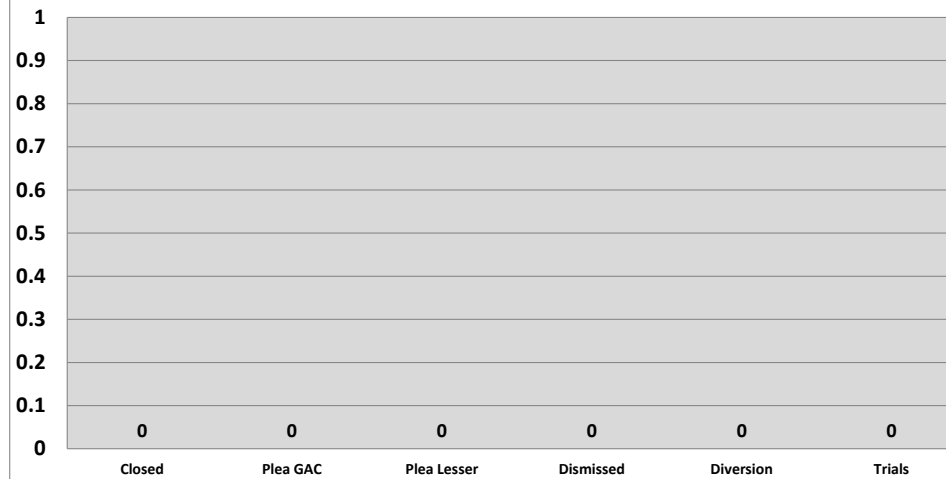
CY 2024 Delinquency Misdemeanor-Grade Outcomes



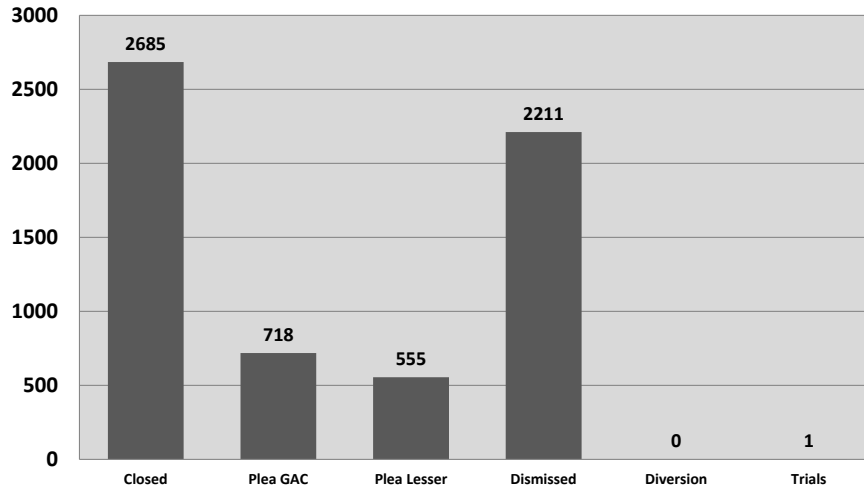
CY 2024 Delinquency Felony-Grade Outcomes



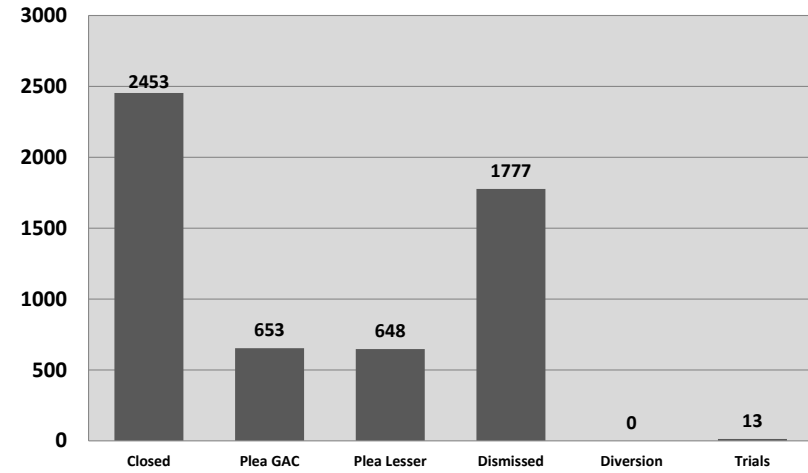
CY 2024 Delinquency Life Outcomes



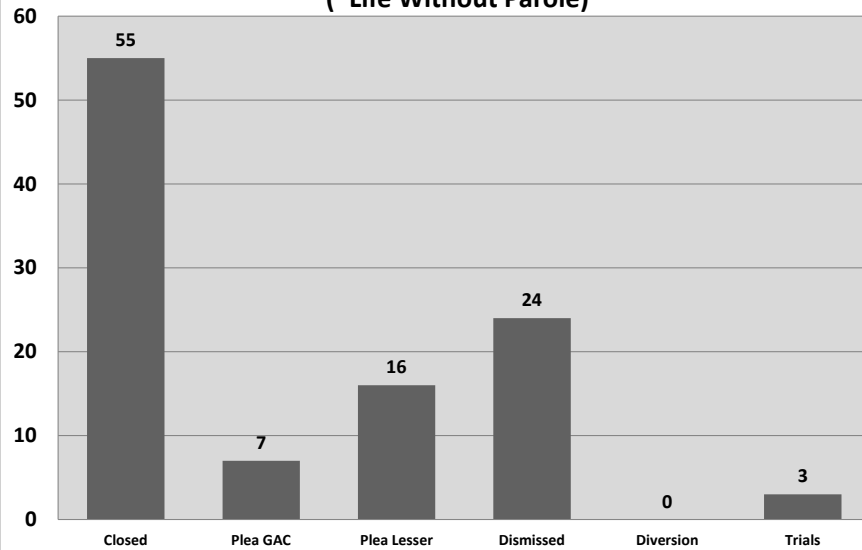
CY 2024 Adult Misdemeanor Outcomes



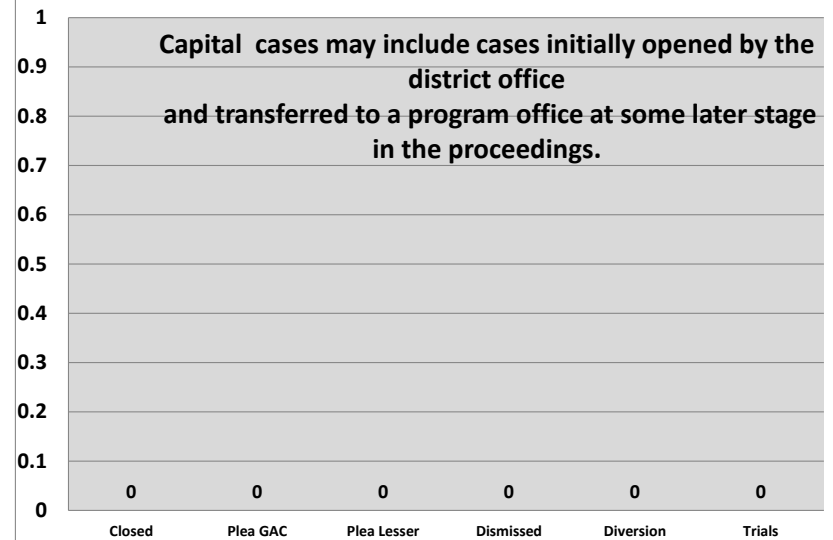
**CY 2024 Adult Felony Non-LWOP* Outcomes
(*Life Without Parole)**



**CY 2024 Adult Felony LWOP* Outcomes
(*Life Without Parole)**



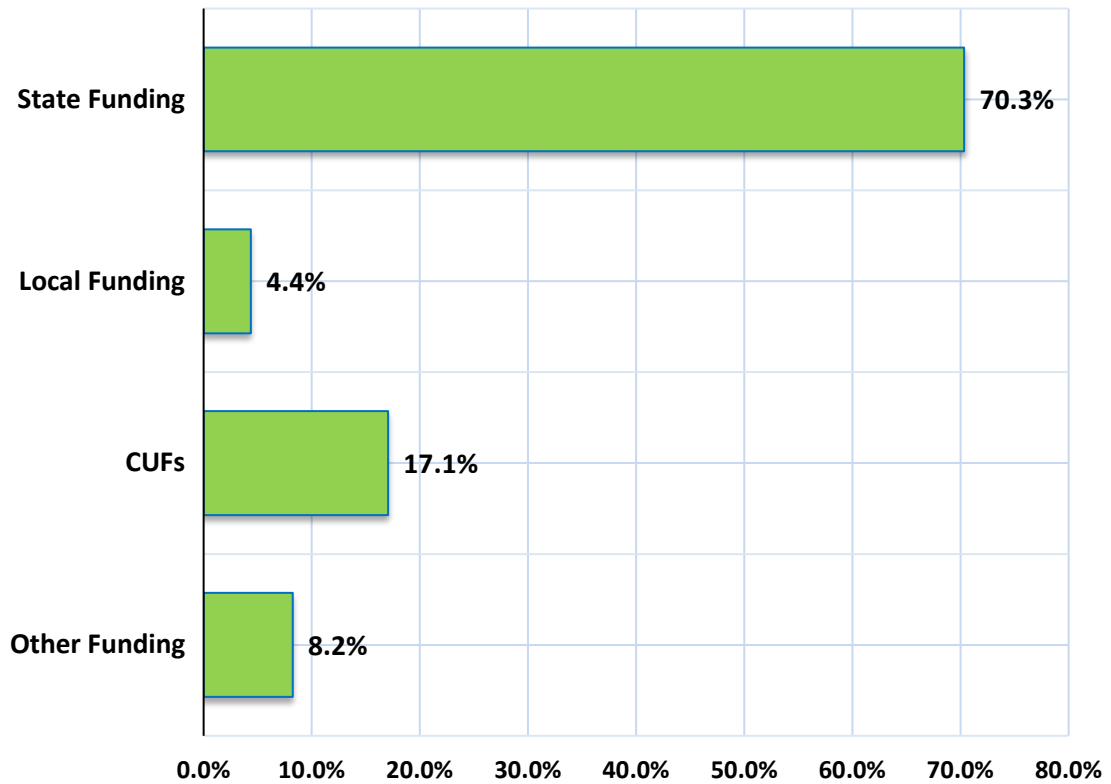
CY 2024 Capital Outcomes



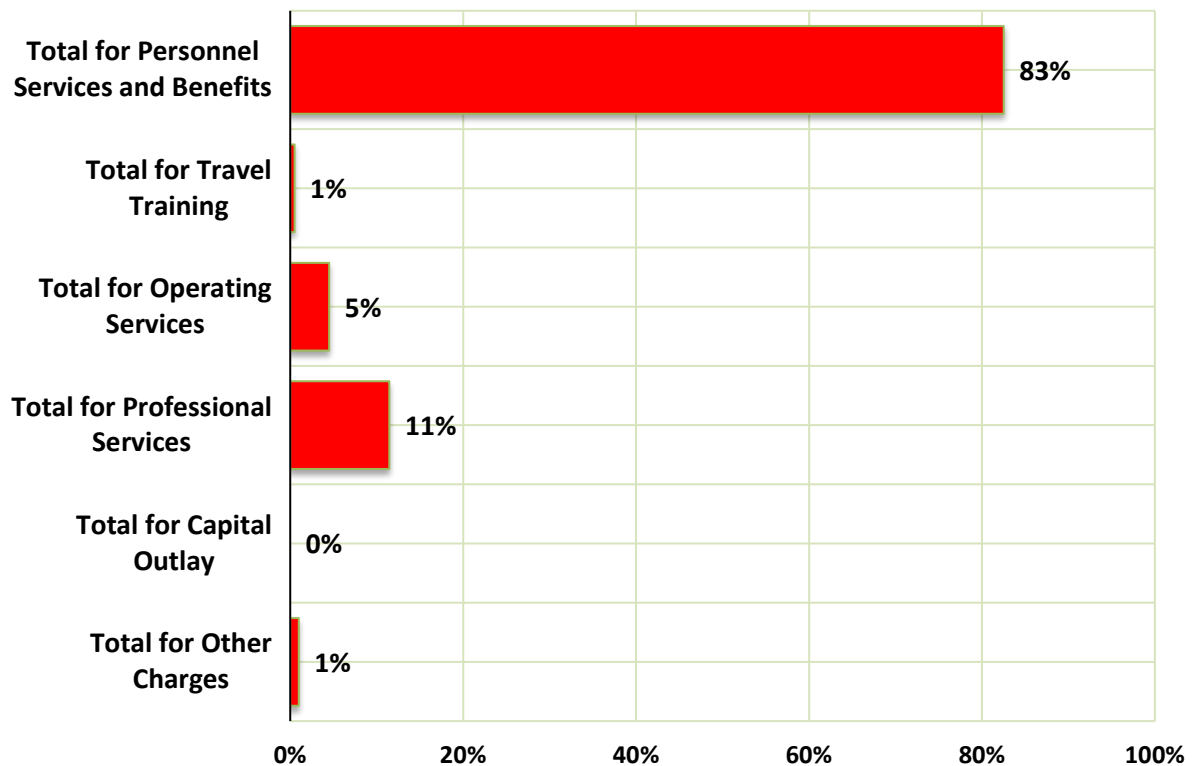
District 19 CY2024	Total CY2024
District Defender: Kyla Romanach	
REVENUE	
Federal Government	
Grants - Direct	-
Grants - Indirect (pass thru State)	-
Total for Federal Government	-
State Government	
Department of Corrections	-
Child in Need of Care (CINC)	88,055.53
District Assistance Fund (DAF)	3,841,306.64
Supplemental/Emergency Funds	125,399.12
Grants	1,280,000.00
Other State Income -List source(s)	392,916.66
Total for State Government	5,727,677.95
Local Government	
Appropriations - General	286,250.00
Appropriations - Special	-
Taxes - Millages, Sales, Special, & Other	69,989.64
Condition of Probation	-
Criminal Bond Fees [\$2 per bonded case as per 15:85.1] and Surety Bond Licensing Fees [per 22:822 B]	191,436.54
Traffic Camera	-
Grants	-
Other Local Income -List source(s)	286,250.00
\$45 Special Court Costs [R.S. 15:168.B(1)] and \$35 Mayor's Court Costs	-
Criminal District Court	-
City & City-Ward Courts	91,007.87
Judicial District Courts	387,725.10
Juvenile Court	72,544.38
Mayor's Court (\$35 Special Court Costs for Mayor's Court Only)	-
Magistrates' Courts	-
Municipal Court	573,671.15
Parish Courts	-
Traffic Court	8,785.00
Non-itemized, lump sum collected and remitted by all courts	-
Non-Itemized lump sum assessed by the court; collected and remitted by the Sheriff(s)	-
Non-Itemized lump sum assessed by the court; collected and remitted by the Police Juries	-
Total for \$45 Special Court Costs [R.S. 15:168.B(1)] and \$35 Mayor's Court Costs	1,133,733.50
Charges For Services	
\$40 Indigent Defense Application Fees [as per 15:175 A (1)(f)]	44,426.08
Partial Attorney Fees Reimbursements [as per 15:176]	19,071.25
Other Reimbursements	37,732.47
Other Local Income -List source(s)	298,570.29
Total for Charges For Services	399,800.09
Total for Local Government	2,367,459.77
Investment Earnings	
Interest Income	13,187.54
Other Investment Income - List source(s)	-
Total for Investment Earnings	13,187.54
Other Sources (Grants & Contributions)	
Non-Profit Organizations	-
Private Organizations	-
Corporate	-
Other - List source(s)	34,822.63
Total for Other Sources (Grants & Contributions)	34,822.63
Total for REVENUE	8,143,147.89

District 19 CY2024	Total CY2024
District Defender: Kyla Romanach	
EXPENDITURES	
Personnel Services and Benefits	
Salaries	4,411,077.61
Accrued Leave	-
Payroll Taxes	70,917.55
Hospitalization and Disability Insurance	582,048.26
Retirement	378,649.29
Other	2,169.51
Total for Personnel Services and Benefits	5,444,862.22
Travel/Training	
Parking/Auto Tolls	18,514.68
Travel/Lodging/Per Diem/Mileage	14,968.25
Total for Travel/Training	33,482.93
Operating Services	
Advertisements	-
Workers' Compensation	8,505.00
Insurance - Malpractice	38,863.59
Insurance - Auto/Physical Liability	-
Insurance - Other	2,764.86
Lease - Office	9,331.71
Lease - Auto/Equipment	12,659.81
Lease - Other	-
Office Repair and Maintenance	43,931.14
Office - Telephone/Utilities/Postage/Internet	48,688.52
Dues and Seminars	52,930.00
Law Library/Journals/Subscriptions	41,975.70
Office Supplies	38,269.14
Total for Operating Services	297,919.47
Professional Services	
Audit/Accounting Expense	64,702.00
Contract Clerical	-
Expert Witness	4,762.50
Investigators	-
Interpreters	-
Social Workers	-
Capital Representation	-
Conflict	287,215.58
Contract - Juvenile Attorneys or CINC	214,677.70
Misdemeanor Attorney Contracts	-
Contract Attorneys - all other	186,013.43
IT/Technical Support	-
Total for Professional Services	757,371.21
Capital Outlay	
Major Acquisitions	-
Total for Capital Outlay	-
Other Charges	
Other Operating Expenses	65,779.00
Total for Other Charges	65,779.00
Total for EXPENDITURES	6,599,414.83
<p>"Please note that some data provided by the district have not been verified by OSPD. Some data in this report may change due to district corrections or revisions."</p>	

CY24 REVENUES



CY24 EXPENDITURES





THE 20TH JUDICIAL DISTRICT PUBLIC DEFENDERS' OFFICE

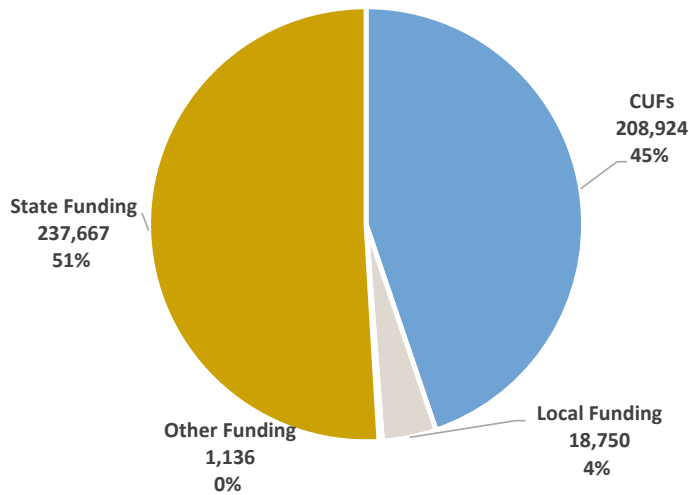
EAST FELICIANA (CLINTON) - WEST FELICIANA (SAINT FRANCISVILLE)

DISTRICT DEFENDER: RHONDA B. COVINGTON
12213 JACKSON STREET
CLINTON, LA 70722
(225) 683-3620

**20TH JUDICIAL DISTRICT: EAST FELICIANA & WEST FELICIANA
PARISHES**

**Rhonda B. Covington
District Defender**

2024 Funding Sources

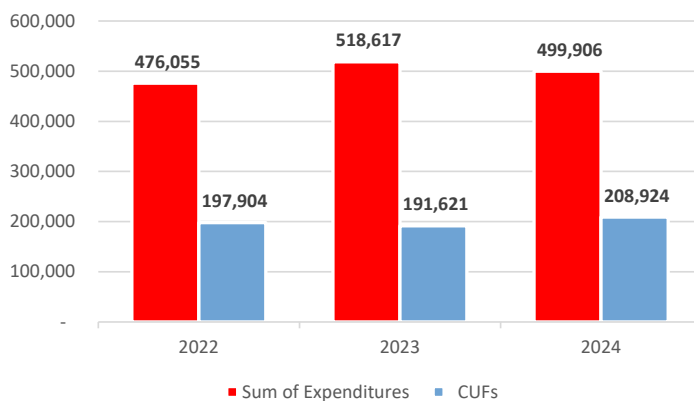


In 2024, the 20th Judicial District Office of the Public Defender received \$466,477 in total revenues. Of the total revenues received, 45% of funding was derived from Conviction and User Fees (CUFs), which exceeds the statewide average of 31%. Fifty-one percent of district office funding was derived from state supplemental assistance. Office expenditures exceeded the district's total revenues for the year.

**Statutory Conviction and User Fees (CUFs)
Judicial District Indigent Defender Fund**

Revenue Stream	Statutory Authority
Special Court Costs (\$45)	R.S. 15:168(B)
Mayor's Court	R.S. 33:441)
Application Fee (\$40)	R.S. 15:175)
Partial Reimbursement	R.S. 15:176)
Bond Forfeiture	R.S. 15:571.11)
Civil Forfeiture (RICO)	R.S. 15:1356)
Posting of Criminal Bond (\$2)	R.S. 15:85.1)
Commercial Surety Bonds (\$45)	R.S. 22:822)

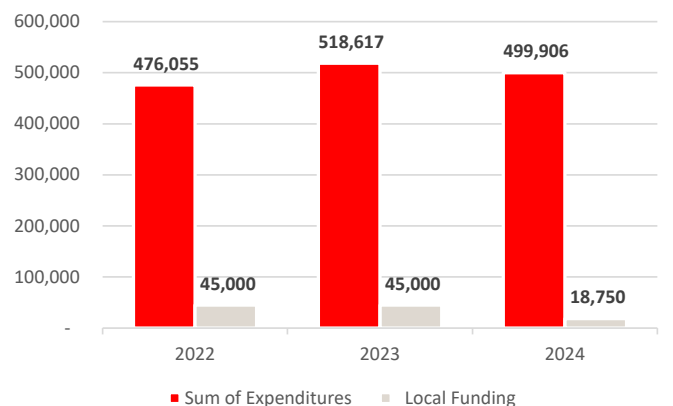
Comparison of 2024 Expenditures to CUFs



Louisiana's Public Defense System is intended to be funded primarily by Conviction and User Fees (CUFs). CUFs are comprised of eight statutes that require district court judges, city court judges, and mayors to assess fines or fees on people who have been convicted of a crime, traffic violation, or ordinance. CUFs are also generated by other actions in the criminal justice system such as bond fees, forfeitures, and application fees.

What was intended to serve as the primary funding source for public defenders only accounted for 41.8% of the office's expenditures in CY 2024.

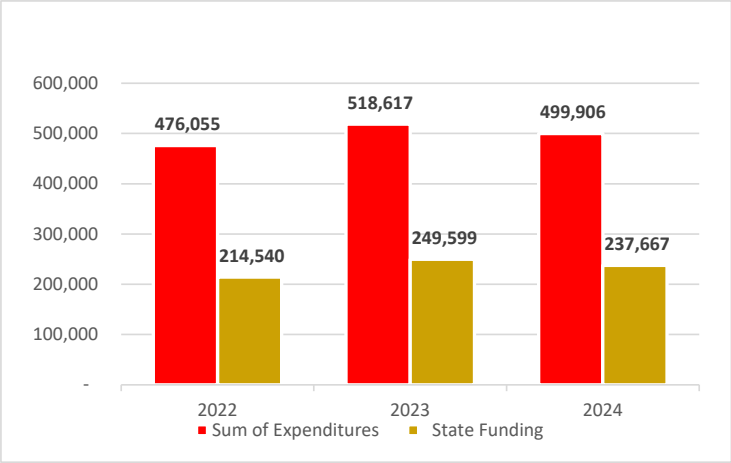
Comparison of 2024 Expenditures to Local Revenues



In 2024, the 20th Judicial District Office of the Public Defender received \$18,750 in local revenues from the East Feliciana Police Jury.

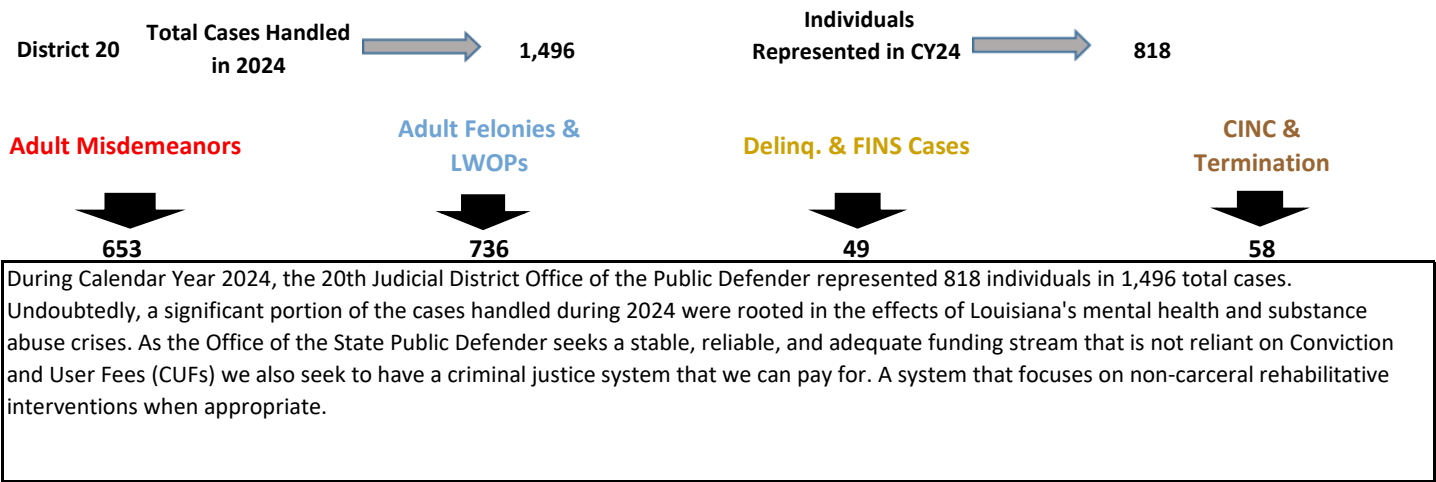
The office also receives in-kind support from the West Feliciana Parish Police Jury in the form of office space at the courthouse.

Comparison of 2024 Expenditures to State Funding



During Calendar Year 2024, the office received state funding totaling nearly 48% of the office's expenditures. These funds coupled with CUFs collections and local funds were insufficient to cover the district's 2024 expenses.

<p>The 20th Judicial District Office of the Public Defender is a multi-parish district comprised of the parishes of East and West Feliciana.</p> <p>Public Defender's represent indigent persons accused of a crime or involved in Child in Need of Care matters across 2 sections of court.</p> <p>In the 20th Judicial District, Public Defenders handle juvenile delinquency, Child in Need of Care, misdemeanor, and felony cases.</p>	Number of Parishes in the Judicial District	Number of Weighted Sections of Court
	2	2





THE 20TH JDC PUBLIC DEFENDERS' OFFICE

Parish(es) & Seat(s)	East Feliciana – Clinton, LA; West Feliciana - St. Francisville, LA
Population	34,600
District Defender	Rhonda B. Covington
Years as District Defender	14.5
Before Becoming District Defender, Years in Public Defense	10
Does the District Defender Maintain a Private Practice? If NO, Simply Enter a Zero. If Yes, Enter the Number of Estimated Hours Per Month on Average	0
Office Manager	Kelly Edwards
Primary Office Street Address	12213 Jackson St.
City	Clinton, LA
ZIP	70722
Days of Week Open (M-F) and Office Hours (am -pm)	M- Th - 8am to 5 pm & F. - 8am to 12 pm
Primary Phone	225-683-3620
Primary Mailing Address	P.O. Box 68, Clinton, LA 70722
Primary Fax Number	225-683-3669
Primary Emergency Contact	Rhonda B. Covington
Primary Emergency Phone	225-719-1249
Secondary Emergency Contact	Ashley Armand
Secondary Emergency Phone	225-718-0575
Other District Office(s) Physical and Mailing Addresses and Phone Numbers	4789 Prosperity St., P.O. Box 575, St. Francisville, LA, 70775; 225-304-4175
Other District Office Contact Personnel (Primary Only)	Kelly Edwards
Name of Owner(s) of Office(s)/Building (i.e., Lessor)	We own the bldg. in East Feliciana & we use an office in the courthouse in West Feliciana
If The Office Does Not Own Its Building(s) AND Pays No Rent, Indicate The Source Of Office Space Support	West Feliciana provides the office space, phone, internet, electricity, & water
Total Annual Cash Support by Local Appropriation or Tax/Millage (indicate if this figure is an estimate)	45,000
# And Job Titles Of All Staff Whose Wages Are Provided By Local Government	0

Total PDO Staff Costs <u>Provided by Local Government</u>	This amount was supposed to increase by \$15,000 but the District Attorney went to the local govt officials and told them not to give me an increase. He asked them to withdraw all money from this district. They refused to withdraw the \$45,000 but declined to increase by \$15,000.
# of Workers with Retirement Benefits <u>Paid by Local Government</u>	0
Total Annual Cost of Retirement Benefits <u>Paid by Local Government</u> (if unknown enter "UNK")	0
# of Workers with Health Benefits Paid by Local Government	0
Total Annual Cost of Health Benefits Paid by Local Government (if unknown enter "UNK")	0
List Any Other Local In-Kind Contributions Or Other Support From Local Government	0
Courts and Locations	20th Judicial District Court – Clinton, La.; 20th Judicial District Court-St. Francisville, La.
Number of Divisions/Sections of Criminal Court for Each Court in District (Include District Court, CRIMINAL District Court, City Court, Municipal Court, Mayor's Court, etc.) For Which your Office Provides Representation	2 divisions
Name of Adult Detention Facilities in This District	East Feliciana Parish Detention Center; West Feliciana Parish Detention Center.
Name of Adult Detention Facilities Outside the District Which Hold Clients	LSP, Riverbend, DCI, Catahoula, Allen Parish, Franklin Parish, Madison Parish, Claiborne Parish, Richland Parish, David Wade, WBR Parish, EBR Parish, Ascension Parish, LTCW in Tallulah, Hunt Correctional
Name of Juvenile Detention Facilities In This District	No juvenile facilities.
Name of Juvenile Detention Facilities Outside the District Which Hold Clients	We rarely have juveniles held in detention. Those that normally would be and tried as adults so that they can be housed at the parish jails instead of the parishes paying to house them in juvenile facilities.
Do Your Courts Routinely Bring Juveniles Before The Judge In Shackles If They Are Being Held In Detention Or Secure Custody At The Time Of The Hearing? Note That Ch. Code Art. 408 Forbids Routine Shackling	No -- Juveniles are not shackled.
District Attorney	Samuel C. D'Aquila
Chief Judge of Criminal District Court	Kathryn E. "Betsy" Jones
Juvenile Court Judges (Specify District of City Court)	Kathryn E. "Betsy" Jones & Sydney Picou Walker
Drug Court Judges	No Drug court
Mental Health Court Judges	No Mental Health Court
Other Specialty Court	None

Name of Specialty and Brief Description:	None
Short Term Critical Issue Areas	None
Long-Term Critical Issue Areas and other External Factors (outside of your control) that Negatively Affect the Delivery of Services in Your District	Investigator is very needed. We do most of our own investigations and that prohibits us from testifying if that becomes necessary.
2024 Media Coverage and/or Major Accomplishments	As usual, none of our wins were publicized. The District Defender won the Gideon Award from LACDL and the Service and Dedication Award from PDAL.
Describe Supervisory Structure in Your District (For Attorneys and Non-Attorneys)	I supervise everyone, however, our office manager does supervise the receptionist/data entry employee.
Medical Benefits for Any Staff, Please Describe, Noting Who Pays For the Benefit	District Defender gets insurance through the parish and no one else is allowed to be on the insurance system. The only other person insured is 1 contract attorney.
Number of Cases Involving Children Under Age 18 (prior to April 19, 2024), and Children Under Age 17 (After April 19, 2024) in Your District That Were Directly Filed in Adult Court or Transferred to Adult Court in 2024	0
Number of Cases Involving Children Under Age 18 (prior to April 19, 2024), and Children Under Age 17 (After April 19, 2024) in Your District in Which a Transfer of a Child to Adult Court was Denied	0
Please Provide the Names of All State Representatives and Senators from Your District	Robby Carter, Roy Darryl Adams, Jeremy LaCombe, Caleb Kleinpeter, Glen Womack
What Changes Have You Implemented in Your District Office in 2024 That Have Improved the Delivery of Public Defender Services?	We are still implementing the changes from 2024. We are filing many more writs because the state program is available and I encourage all of the attorneys to utilize the program whenever they believe that a writ is necessary to ensure justice for their client. In addition we are utilizing more experts in defending our clients

20th District Defender Office CY 2024 Caseloads & Outcomes

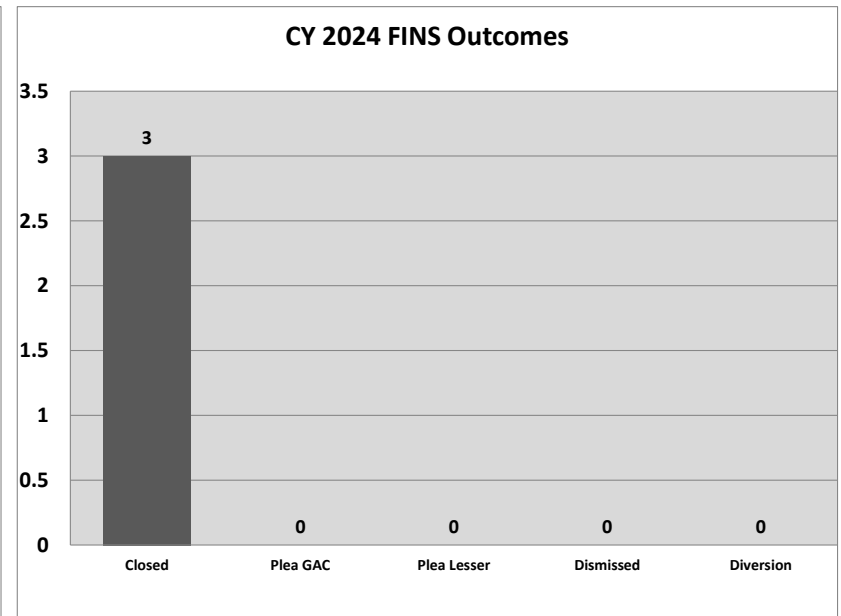
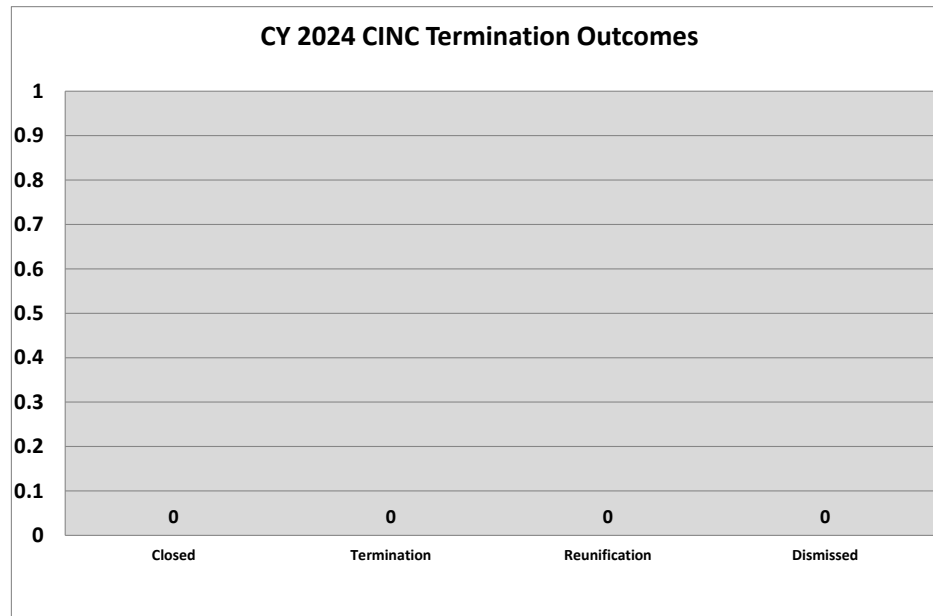
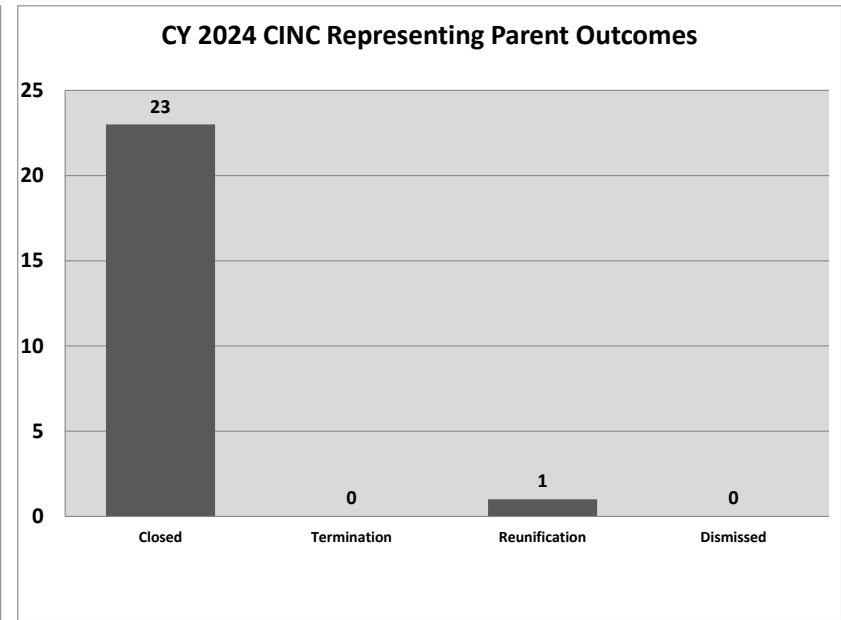
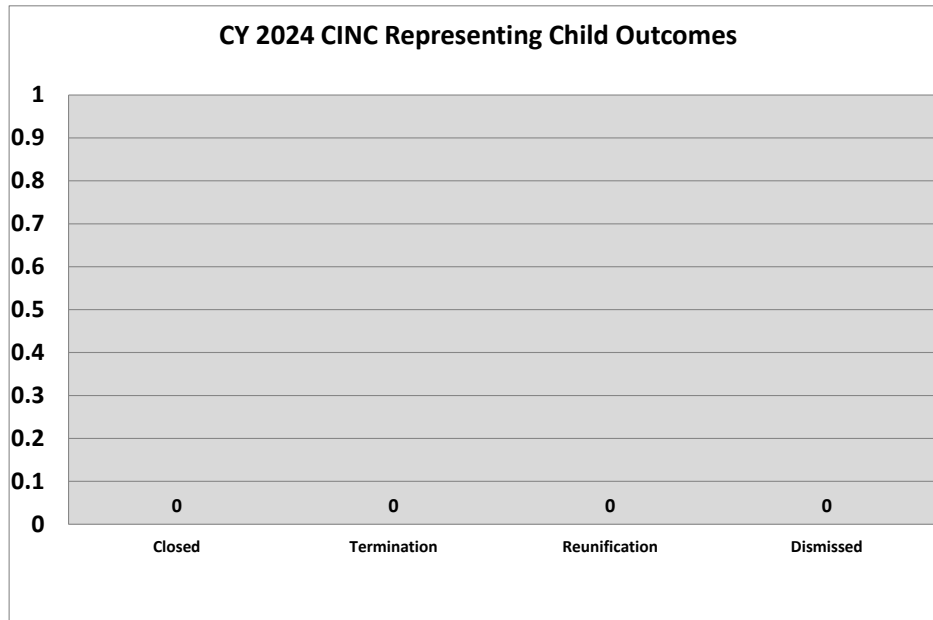
Case Type	New Cases 01/1/2024- 12/31/2024	Closed Cases 01/1/2024- 12/31/2024	Pending Cases* (# of Cases pending on 12/31/2023)	# of Cases pending on 12/31/2023 plus New Cases Received 01/1/2024- 12/31/2024	# Cases Resulting in Termination of Parental Rights	# Cases Resulting in Reunification	# Charges with Admit/Guilty Plea to Current Offense	# Charges with Plea of Guilty to Lesser Charge	# Charges Resulting in Dismissal	# Charges Resulting in Diversion or Deferred Disposition	# Jury Trials: Found Not Guilty	# Jury Trials: Found Guilty	# Judge Trials: Found Not Guilty	# Judge Trials: Found Guilty	Total Trials
Child Support	0	0	0	0	N/A	N/A	N/A	N/A	0	N/A	N/A	N/A	N/A	N/A	0
CINC-Child	0	0	0	0	0	0	N/A	N/A	0	N/A	N/A	N/A	N/A	N/A	0
CINC-Parent	25	23	33	58	0	1	N/A	N/A	0	N/A	N/A	N/A	N/A	N/A	0
Termination	0	0	0	0	0	0	N/A	N/A	0	N/A	N/A	N/A	N/A	N/A	0
FINS	1	3	3	4	N/A	N/A	0	0	0	0	N/A	N/A	N/A	N/A	0
Delinquency Misdemeanor	19	22	13	32	N/A	N/A	0	0	1	3	N/A	N/A	0	3	3
Delinquency Felony	5	10	8	13	N/A	N/A	14	0	0	1	N/A	N/A	0	0	0
Delinquency-Life	0	0	0	0	N/A	N/A	0	0	0	0	N/A	N/A	0	0	0
Juvenile Revocations	0	0	0	0	N/A	N/A	0	0	0	N/A	N/A	N/A	N/A	N/A	0
Adult Misdemeanor*	511	445	142	653	N/A	N/A	315	31	7	0	0	1	18	10	29
Adult Felony Non-LWOP**	394	393	260	654	N/A	N/A	228	89	10	0	5	7	4	2	18
Adult LWOP	9	6	5	14	N/A	N/A	0	3	0	0	0	1	0	0	1
Capital***	0	0	0	0	N/A	N/A	0	0	0	0	0	0	0	0	0
Revocations	49	46	19	68	N/A	N/A	0	0	0	0	N/A	N/A	N/A	N/A	0
PCR	0	0	0	0	N/A	N/A	N/A	N/A	N/A	N/A	N/A	N/A	0	0	0
SOAP	0	0	0	0	N/A	N/A	N/A	N/A	N/A	N/A	N/A	N/A	N/A	N/A	0

NOTE: Charges columns include all charges filed in association with a particular Case Type, regardless of each charge's severity.

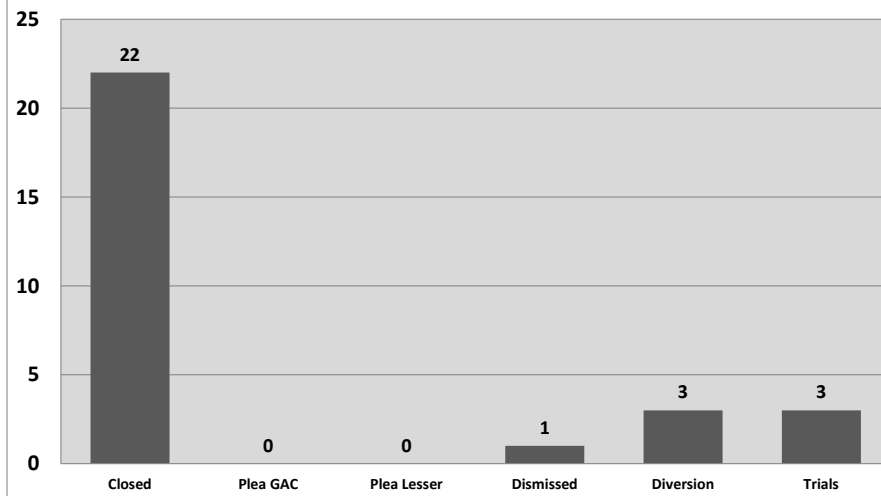
*Includes Traffic, Parish/Municipal Ordinances, Extradition and Unclassified Cases

**Life Without Parole

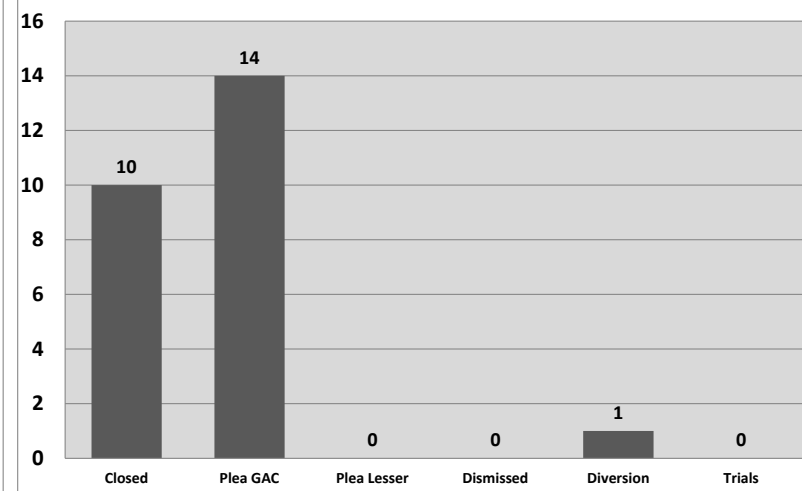
***Capital cases may include cases initially opened by the district office and transferred to a program office at some later stage in the proceedings.



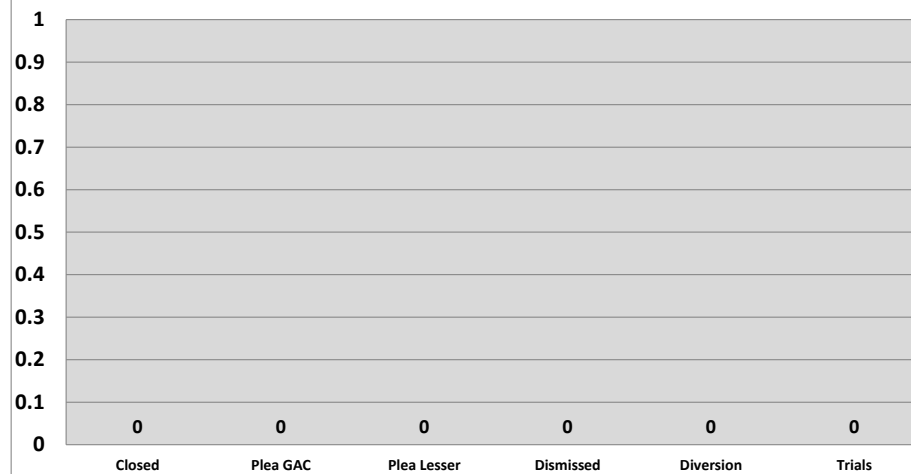
CY 2024 Delinquency Misdemeanor-Grade Outcomes



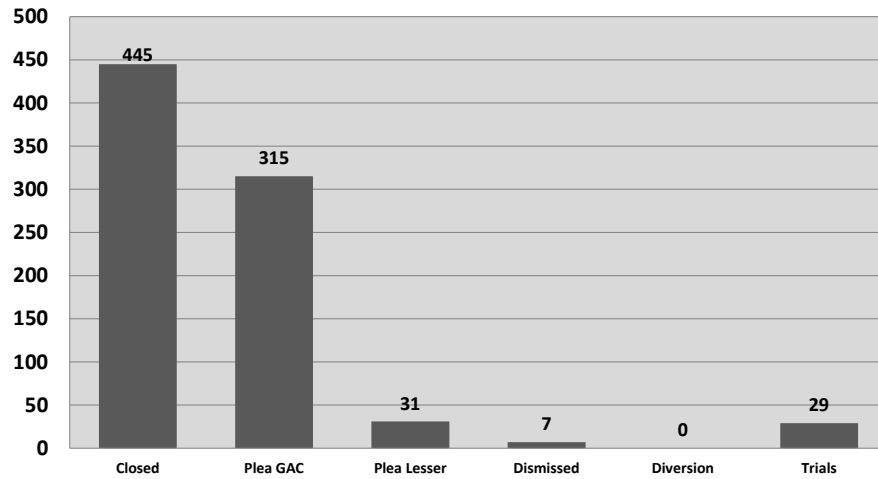
CY 2024 Delinquency Felony-Grade Outcomes



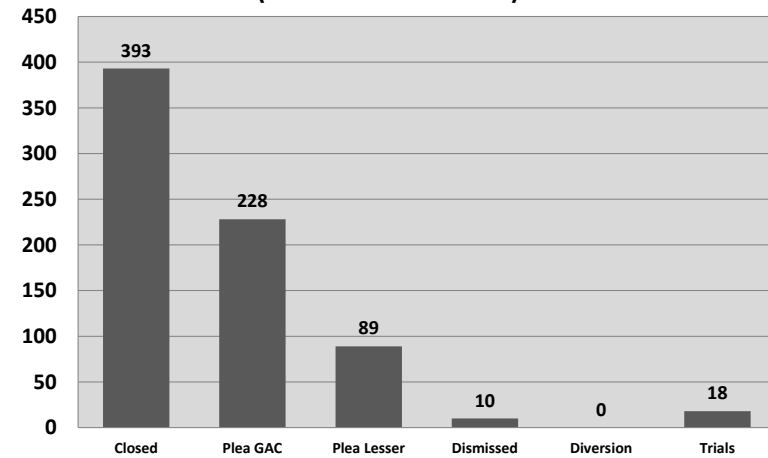
CY 2024 Delinquency Life Outcomes



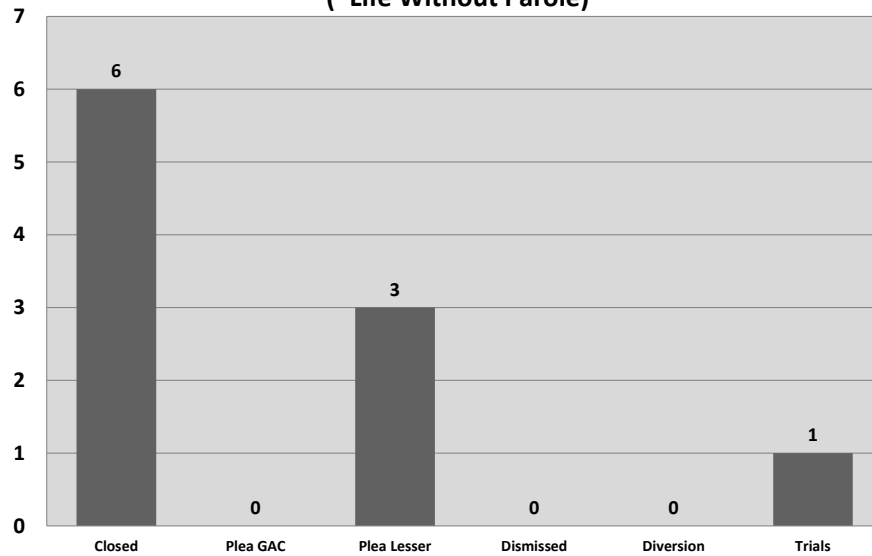
CY 2024 Adult Misdemeanor Outcomes



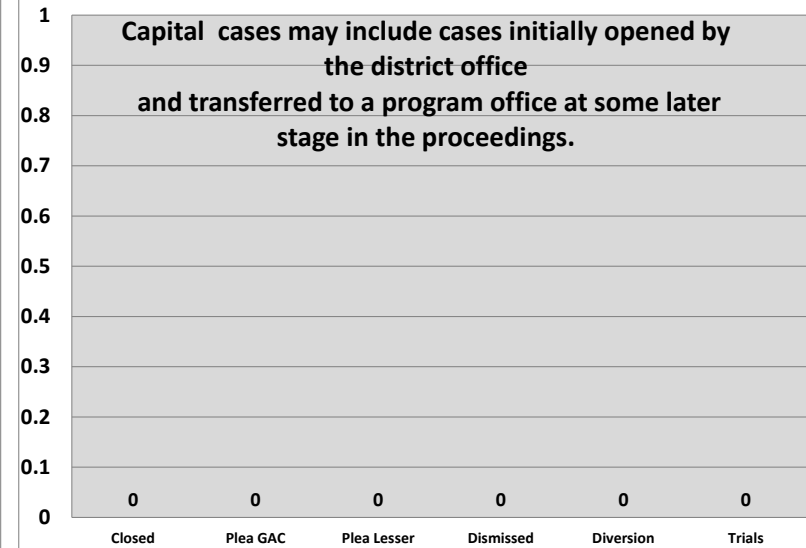
**CY 2024 Adult Felony Non-LWOP* Outcomes
(*Life Without Parole)**



**CY 2024 Adult Felony LWOP* Outcomes
(*Life Without Parole)**



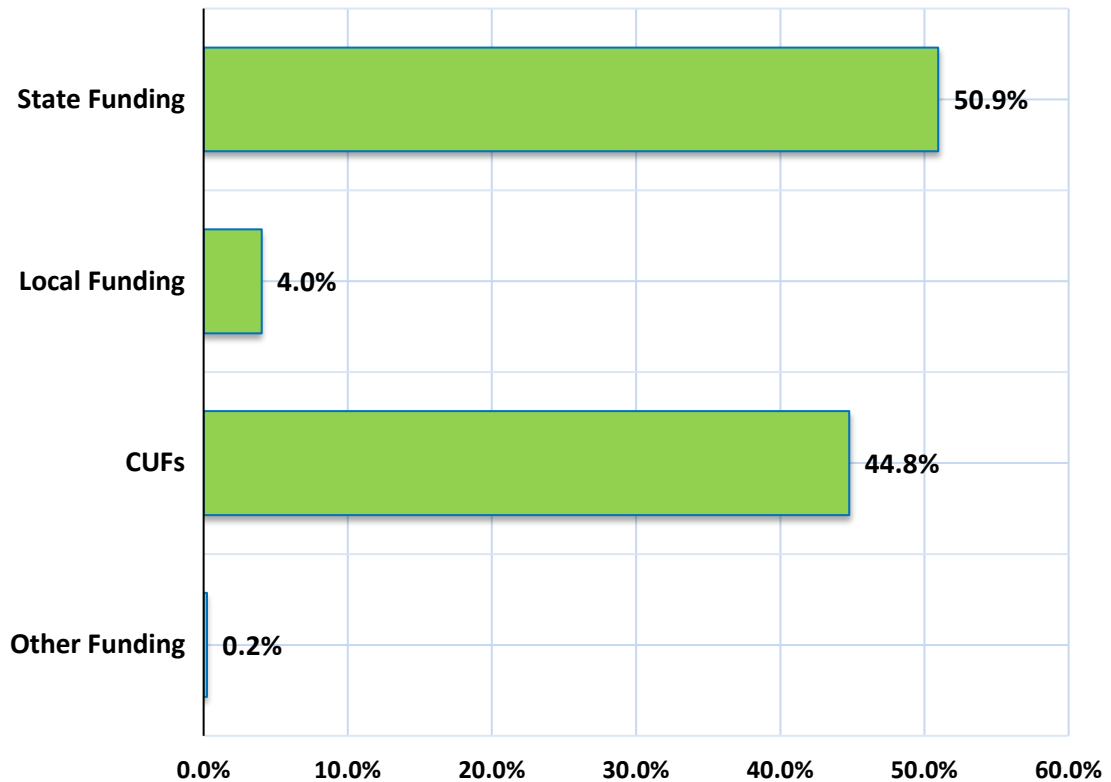
CY 2024 Capital Outcomes



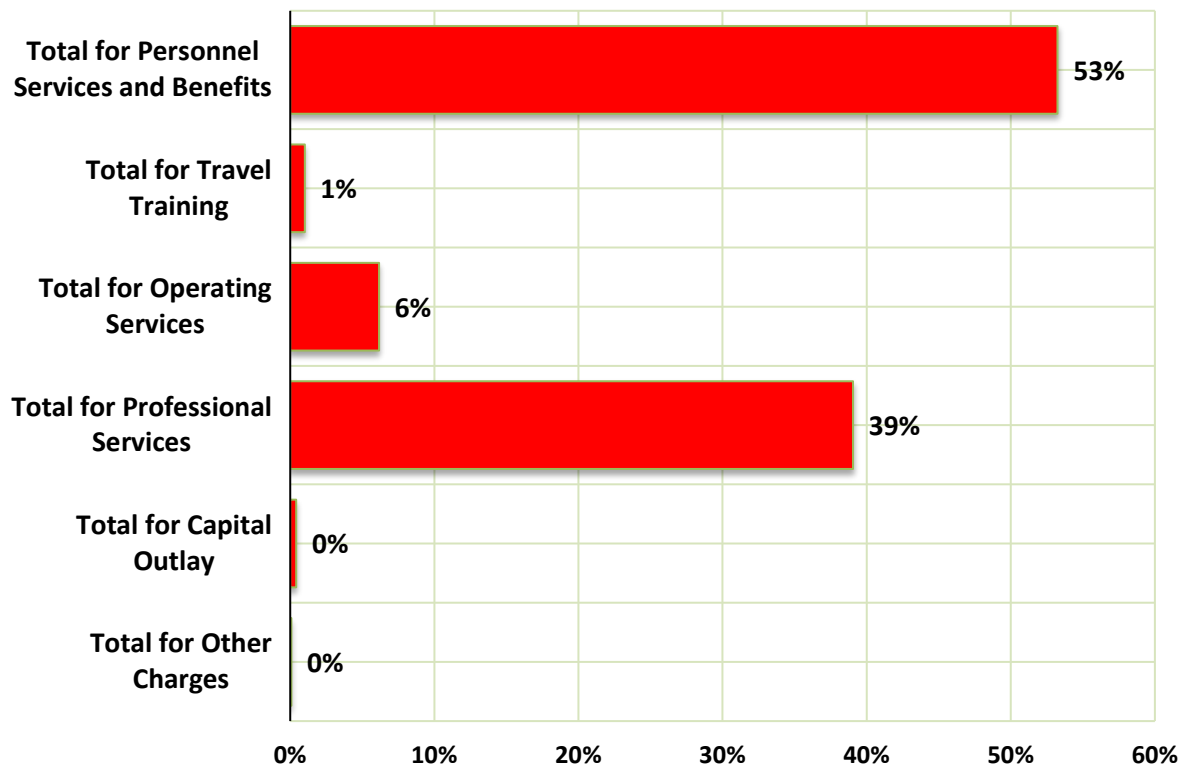
District 20 CY2024	Total CY2024
District Defender: Rhonda Covington	
REVENUE	
Federal Government	
Grants - Direct	-
Grants - Indirect (pass thru State)	-
Total for Federal Government	-
State Government	
Department of Corrections	35,175.00
Child in Need of Care (CINC)	9,277.17
District Assistance Fund (DAF)	220,689.63
Supplemental/Emergency Funds	7,699.71
Grants	-
Other State Income -List source(s)	-
Total for State Government	272,841.51
Local Government	
Appropriations - General	-
Appropriations - Special	15,000.00
Taxes - Millages, Sales, Special, & Other	3,750.00
Condition of Probation	-
Criminal Bond Fees [\$2 per bonded case as per 15:85.1] and Surety Bond Licensing Fees [per 22:822 B]	32,605.37
Traffic Camera	-
Grants	-
Other Local Income -List source(s)	4.50
\$45 Special Court Costs [R.S. 15:168.B(1)] and \$35 Mayor's Court Costs	
Criminal District Court	96,366.27
City & City-Ward Courts	-
Judicial District Courts	-
Juvenile Court	-
Mayor's Court (\$35 Special Court Costs for Mayor's Court Only)	-
Magistrates' Courts	-
Municipal Court	-
Parish Courts	-
Traffic Court	-
Non-itemized, lump sum collected and remitted by all courts	-
Non-Itemized lump sum assessed by the court; collected and remitted by the Sheriff(s)	-
Non-Itemized lump sum assessed by the court; collected and remitted by the Police Juries	-
Total for \$45 Special Court Costs [R.S. 15:168.B(1)] and \$35 Mayor's Court Costs	96,366.27
Charges For Services	
\$40 Indigent Defense Application Fees [as per 15:175 A (1)(f)]	2,911.77
Partial Attorney Fees Reimbursements [as per 15:176]	41,865.94
Other Reimbursements	185.20
Other Local Income -List source(s)	0.64
Total for Charges For Services	44,963.55
Total for Local Government	192,689.69
Investment Earnings	
Interest Income	337.83
Other Investment Income - List source(s)	561.85
Total for Investment Earnings	899.68
Other Sources (Grants & Contributions)	
Non-Profit Organizations	-
Private Organizations	-
Corporate	-
Other - List source(s)	46.11
Total for Other Sources (Grants & Contributions)	46.11
Total for REVENUE	466,476.99

District 20 CY2024	Total CY2024
District Defender: Rhonda Covington	
EXPENDITURES	
Personnel Services and Benefits	
Salaries	236,260.64
Accrued Leave	-
Payroll Taxes	7,456.70
Hospitalization and Disability Insurance	7,343.20
Retirement	15,145.84
Other	-
Total for Personnel Services and Benefits	266,206.38
Travel/Training	
Parking/Auto Tolls	6.00
Travel/Lodging/Per Diem/Mileage	5,035.61
Total for Travel/Training	5,041.61
Operating Services	
Advertisements	-
Workers' Compensation	643.00
Insurance - Malpractice	2,406.36
Insurance - Auto/Physical Liability	3,917.27
Insurance - Other	350.00
Lease - Office	1,056.00
Lease - Auto/Equipment	2,334.96
Lease - Other	250.00
Office Repair and Maintenance	1,493.16
Office - Telephone/Utilities/Postage/Internet	7,560.28
Dues and Seminars	1,707.75
Law Library/Journals/Subscriptions	3,029.77
Office Supplies	6,123.72
Total for Operating Services	30,872.27
Professional Services	
Audit/Accounting Expense	9,216.25
Contract Clerical	-
Expert Witness	2,400.00
Investigators	-
Interpreters	-
Social Workers	-
Capital Representation	-
Conflict	13,490.00
Contract - Juvenile Attorneys or CINC	-
Misdemeanor Attorney Contracts	-
Contract Attorneys - all other	169,043.75
IT/Technical Support	1,070.00
Total for Professional Services	195,220.00
Capital Outlay	
Major Acquisitions	2,116.73
Total for Capital Outlay	2,116.73
Other Charges	
Other Operating Expenses	448.80
Total for Other Charges	448.80
Total for EXPENDITURES	499,905.79
<p>"Note that some data in this report may change due to district corrections or revisions."</p>	

CY24 REVENUES



CY24 EXPENDITURES



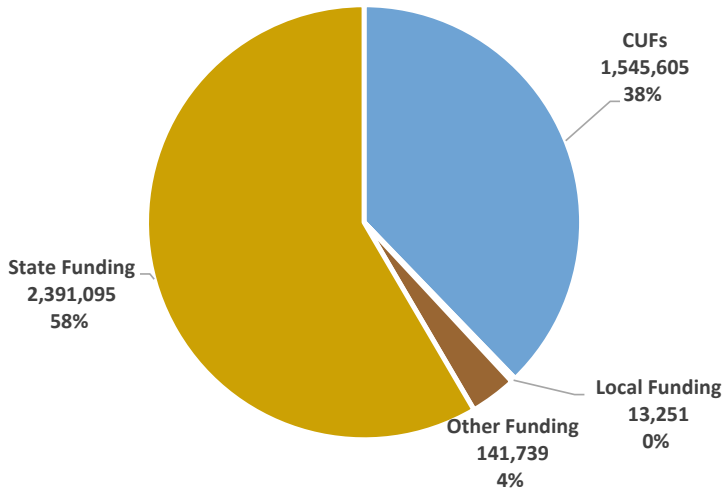


THE 21ST JUDICIAL DISTRICT PUBLIC DEFENDERS' OFFICE

LIVINGSTON (LIVINGSTON) - ST. HELENA (GREENSBURG) - TANGIPAHOA (AMITE)

DISTRICT DEFENDER: CHARLES M. REID
303 EAST OAK STREET
AMITE, LA 70422
(985) 748-4922

2024 Funding Sources

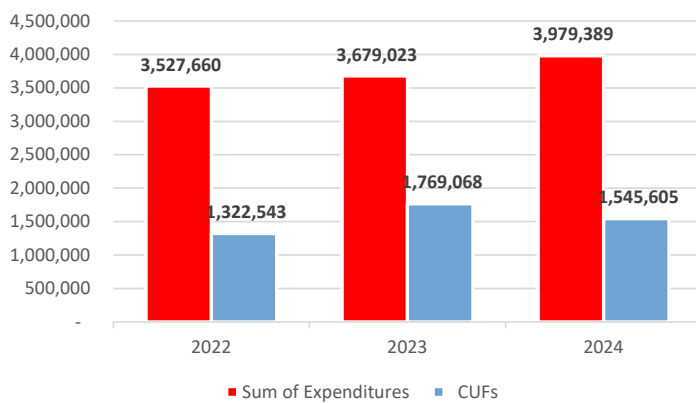


In 2024, the 21st Judicial District Office of the Public Defender received \$4,091,690 in total revenues. Of the total revenues received, 38% of funding was derived from Conviction and User Fees (CUFs). Fifty-eight percent of district office funding was derived from state supplemental assistance.

Statutory Conviction and User Fees (CUFs) Judicial District Indigent Defender Fund

Revenue Stream	Statutory Authority
Special Court Costs (\$45)	R.S. 15:168(B)
Mayor's Court	R.S. 33:441)
Application Fee (\$40)	R.S. 15:175)
Partial Reimbursement	R.S. 15:176)
Bond Forfeiture	R.S. 15:571.11)
Civil Forfeiture (RICO)	R.S. 15:1356)
Posting of Criminal Bond (\$2)	R.S. 15:85.1)
Commercial Surety Bonds (\$45)	R.S. 22:822)

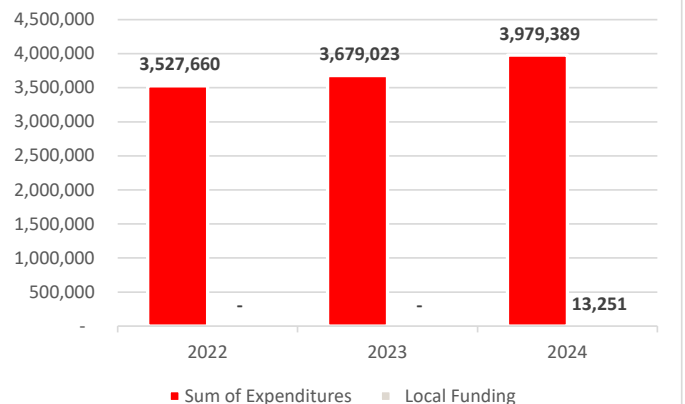
Comparison of 2024 Expenditures to CUFs



Louisiana's Public Defense System is intended to be funded primarily by Conviction and User Fees (CUFs). CUFs are comprised of eight statutes that require district court judges, city court judges, and mayors to assess fines or fees on people who have been convicted of a crime, traffic violation, or ordinance. CUFs are also generated by other actions in the criminal justice system such as bond fees, forfeitures, and application fees.

What was intended to serve as the primary funding source for public defenders only accounted for 38.8% of the office's expenditures in CY 2024. As costs have risen due to inflation and increased attorney fees, CUF collections have not kept up, increasing the office's reliance on other funding streams.

Comparison of 2024 Expenditures to Local Revenues



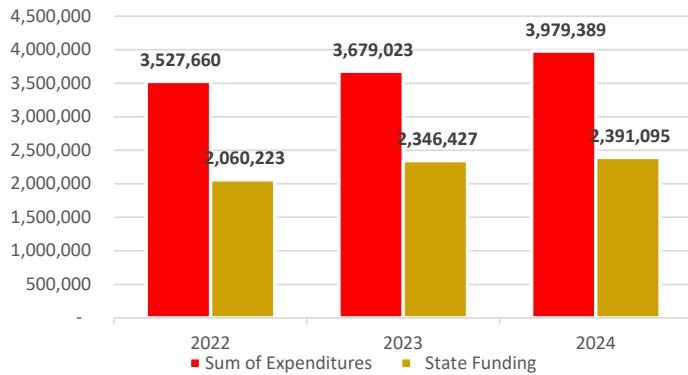
In 2024, the 21st Judicial District Office of the Public Defender received \$13,251 in local revenues.

The office also receives in-kind support in the form of health insurance and retirement benefits.

**21ST JUDICIAL DISTRICT: LIVINGSTON, ST. HELENA &
TANGIPAHOA PARISHES**

**Charles Reid
District Defender**

Comparison of 2024 Expenditures to State Funding



The failure of the public defender's system unstable funding stream has resulted in an increased reliance on state supplemental assistance for solvency in Livingston, St. Helena, and Tangipahoa Parishes. During Calendar Year 2024, the office received state funding totaling 60% of the office's expenditures. State supplemental assistance has increased each of the last two years as the office's expenses have increased because of inflation and increased attorney costs.

The 21st Judicial District Office of the Public Defender is a multi-parish district comprised of the parishes of Livingston, St. Helena, and Tangipahoa.

Public Defender's represent indigent persons accused of a crime or involved in Child in Need of Care matters across 10 sections of court.

In the 21st Judicial District, Public Defenders handle juvenile delinquency, Child in Need of Care, misdemeanor, and felony cases.

**Number of Parishes in the
Judicial District**

3

**Number of Weighted
Sections of Court**

10

**District 21 Total Cases Handled
in 2024**

12,942

**Individuals
Represented in CY24**

9,205

Adult Misdemeanors

3,572

**Adult Felonies &
LWOPs**

6,885

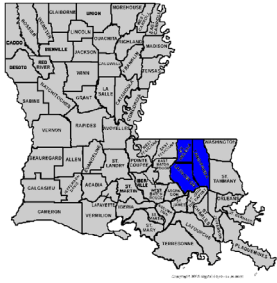
Delinq. & FINS Cases

846

**CINC &
Termination**

1,638

During Calendar Year 2024, the 21st Judicial District Office of the Public Defender represented 9,205 individuals in 12,942 total cases. Undoubtedly, a significant portion of the cases handled during 2024 were rooted in the effects of Louisiana's mental health and substance abuse crises. As the Office of the State Public Defender seeks a stable, reliable, and adequate funding stream that is not reliant on Conviction and User Fees (CUFs) we also seek to have a criminal justice system that we can pay for. A system that focuses on non-carceral rehabilitative interventions when appropriate.



THE 21ST JDC PUBLIC DEFENDERS' OFFICE

Parish(es) & Seat(s)	Livingston - Livingston; St. Helena - Greensburg; Tangipahoa - Amite
Population	298,983
District Defender	Charles M. Reid
Years as District Defender	3.25
Before Becoming District Defender, Years in Public Defense	34
Does the District Defender Maintain a Private Practice? If NO, Simply Enter a Zero. If Yes, Enter the Number of Estimated Hours Per Month on Average	Yes. Approximately 12 hours a month.
Office Manager	Ramona Correnti
Primary Office Street Address	303 East Oak Street
City	Amite
ZIP	70422
Days of Week Open (M-F) and Office Hours (am -pm)	Monday through Friday - 8:00 am until 12:00 pm and 1:00 pm until 4:00 pm. Closed for Lunch.
Primary Phone	985-748-4922
Primary Mailing Address	P.O. Box 1004, Amite, LA 70422
Primary Fax Number	985-748 - 2933
Primary Emergency Contact	Charles M. Reid
Primary Emergency Phone	(985) 517-1576
Secondary Emergency Contact	Tim Fondren
Secondary Emergency Phone	(985) 215-0004
Other District Office(s) Physical and Mailing Addresses and Phone Numbers	28446 Charlie Watts Road, Livingston, LA 70754
Other District Office Contact Personnel (Primary Only)	Susan Watts
Name of Owner(s) of Office(s)/Building (i.e., Lessor)	Amite Office and Livingston Office (GSOP)
If The Office Does Not Own Its Building(s) AND Pays No Rent, Indicate The Source Of Office Space Support	Tangipahoa Parish Government -Amite Office
Total Annual Cash Support by Local Appropriation or Tax/Millage (indicate if this figure is an estimate)	None
# And Job Titles Of All Staff Whose Wages Are Provided By Local Government	None

Total PDO Staff Costs <u>Provided by Local Government</u>	None
# of Workers with Retirement Benefits <u>Paid by Local Government</u>	None
Total Annual Cost of Retirement Benefits <u>Paid by Local Government</u> (if unknown enter "UNK")	None
# of Workers with Health Benefits Paid by Local Government	None
Total Annual Cost of Health Benefits Paid by Local Government (if unknown enter "UNK")	None
List Any Other Local In-Kind Contributions Or Other Support From Local Government	\$25,000 from 21st JDC for Support Enforcement Public Defender Assignment.
Courts and Locations	Tangipahoa Parish - Amite; Livingston Parish - Livingston; St. Helena Parish - Greensburg; Hammond City Court, Hammond; Denham Springs City Court, Denham Springs; Ponchatoula Mayor's Court, Ponchatoula; Walker Mayor's Court, Walker.
Number of Divisions/Sections of Criminal Court for Each Court in District (Include District Court, CRIMINAL District Court, City Court, Municipal Court, Mayor's Court, etc.) For Which your Office Provides Representation	6 District Criminal Divisions; 1 District Pro-Tem Court for Misds; 2 District Family Court Magistrates for Support Enforcement; 1 District Juvenile Court; Hammond City Court - Juvenile & Misds. Adult; Denham Springs City Court - Juvenile & Misd. Adult; Ponchatoula Mayor's Court - Misd Adult & Traffic; Walker Mayor's Court - Misd. Adult & Traffic;
Name of Adult Detention Facilities in This District	Tangipahoa Parish Jail, Livingston Parish Jail, St. Helena Parish Jail, Hammond City Jail.
Name of Adult Detention Facilities Outside the District Which Hold Clients	Rayburn Correctional Center; Caldwell Detention Center; East Carroll Detention Center; Plaquemines Parish Detention Center; Claiborne Detention Center; Catahoula Parish Detention Center
Name of Juvenile Detention Facilities In This District	Florida Parishes Juvenile Detention Center.
Name of Juvenile Detention Facilities Outside the District Which Hold Clients	None of which we are aware.
Do Your Courts Routinely Bring Juveniles Before The Judge In Shackles If They Are Being Held In Detention Or Secure Custody At The Time Of The Hearing? Note That Ch. Code Art. 408 Forbids Routine Shackling	No
District Attorney	Scott M. Perrilloux
Chief Judge of Criminal District Court	Judge Blair Edwards
Juvenile Court Judges (Specify District of City Court)	District Court - Judges Blair Edwards and William Burris; Hammond City Court - Judge Britain Sledge; Denham Springs City Court - Judge Gerry Denton

Drug Court Judges	Judge Erica Sledge - Tangipahoa and St. Helena Parishes and Judge Charlotte Foster in Livingston Parish
Mental Health Court Judges	No Mental Health Court
Other Specialty Court	Magistrate Courts for Support Enforcement - Carolyn Ott and Patricia Hicks; Veteran's Court - Judges William Dykes and Brian Abels
Name of Specialty and Brief Description:	Support Enforcement and Protective Orders and Veteran's Court for Veterans charged with a criminal offense
Short Term Critical Issue Areas	Additional funding needed
Long-Term Critical Issue Areas and other External Factors (outside of your control) that Negatively Affect the Delivery of Services in Your District	Additional funding needed
2024 Media Coverage and/or Major Accomplishments	Several which were covered by local news agencies
Describe Supervisory Structure in Your District (For Attorneys and Non-Attorneys)	Administrator supervises staff; 2 Adult Case Supervisors; 1 Juvenile/CINC-Parent Case Supervisor; 2 Office Managers (Amite Office and Livingston Office)
Medical Benefits for Any Staff, Please Describe, Noting Who Pays For the Benefit	Full time Employees and Contract Attorneys (Health Only) are paid by the Office. Any dependent, spouse coverage is paid by Employee or Contract Attorney.
Number of Cases Involving Children Under Age 18 (prior to April 19, 2024), and Children Under Age 17 (After April 19, 2024) in Your District That Were Directly Filed in Adult Court or Transferred to Adult Court in 2024	2
Number of Cases Involving Children Under Age 18 (prior to April 19, 2024), and Children Under Age 17 (After April 19, 2024) in Your District in Which a Transfer of a Child to Adult Court was Denied	0
Please Provide the Names of All State Representatives and Senators from Your District	SENATORS: Livingston Parish -Sen. Rick Edmonds; Sen. Valarie Hodges; Sen. Eddie Lambert; Sen. William Wheat, Jr. - St. Helena Parish - Sen. Rick Edmonds; Sen. Caleb Kleinpeter - Tangipahoa Parish -Sen. Beh Mizell; Sen. William Wheat, Jr. REPRESENTATIVES: Livingston Parish -Rep. Kellee Hennessy Dickerson; Rep. Shane Mack; Rep. Roger Wilder, III; Rep. Jeffrey Wiley - St. Helena Parish -Rep. Robby Carter - Tangipahoa Parish - Rep Robby Carter; Rep. Kimberly Coates; Rep. Shane Mack; Rep. Nicholas Muscarello, Jr.
What Changes Have You Implemented in Your District Office in 2024 That Have Improved the Delivery of Public Defender Services?	We continue to closely monitor Attorneys and Staff to keep up with changes which have occurred in the 21st JDC system. We also work closely with other stake holders in the judicial system.

21st District Defender Office CY 2024 Caseloads & Outcomes

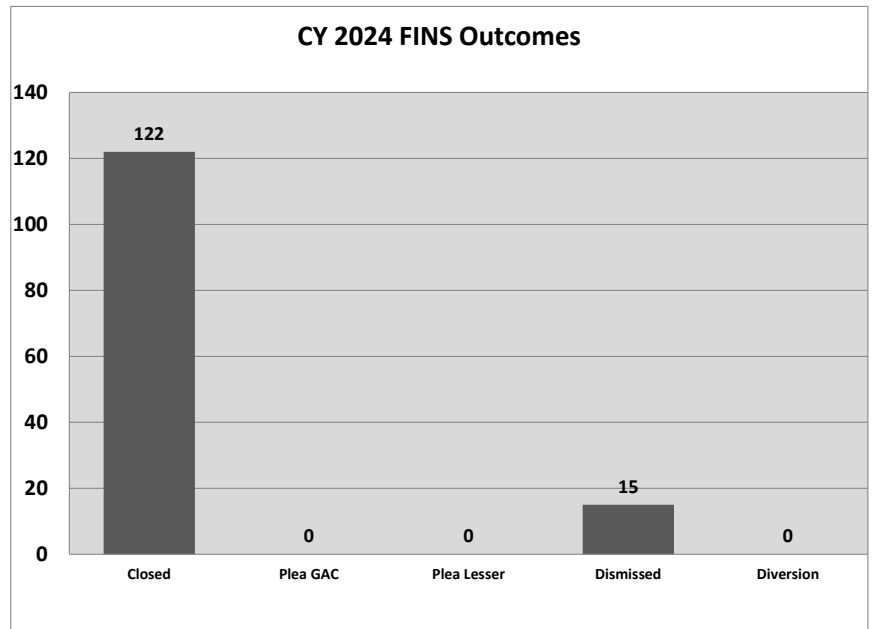
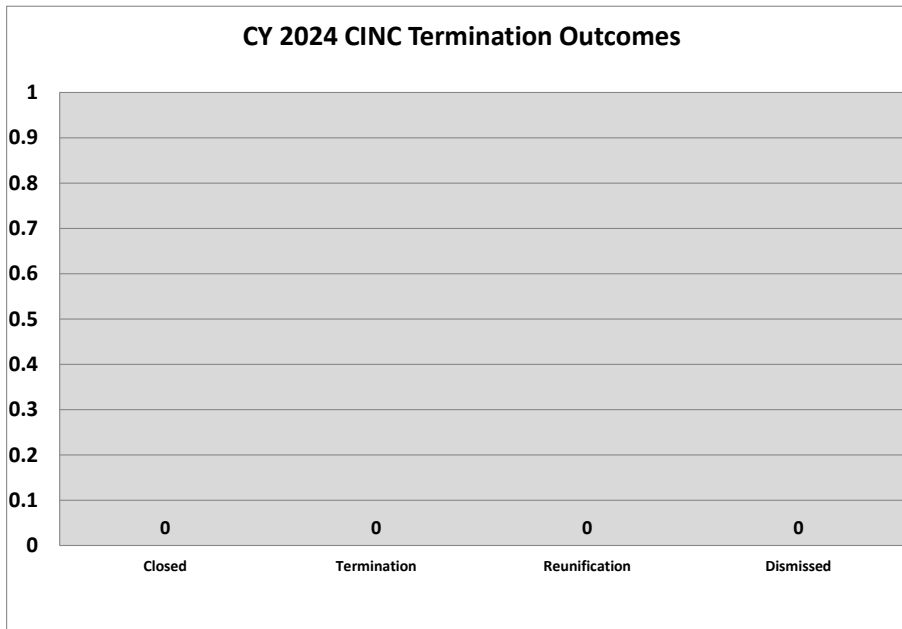
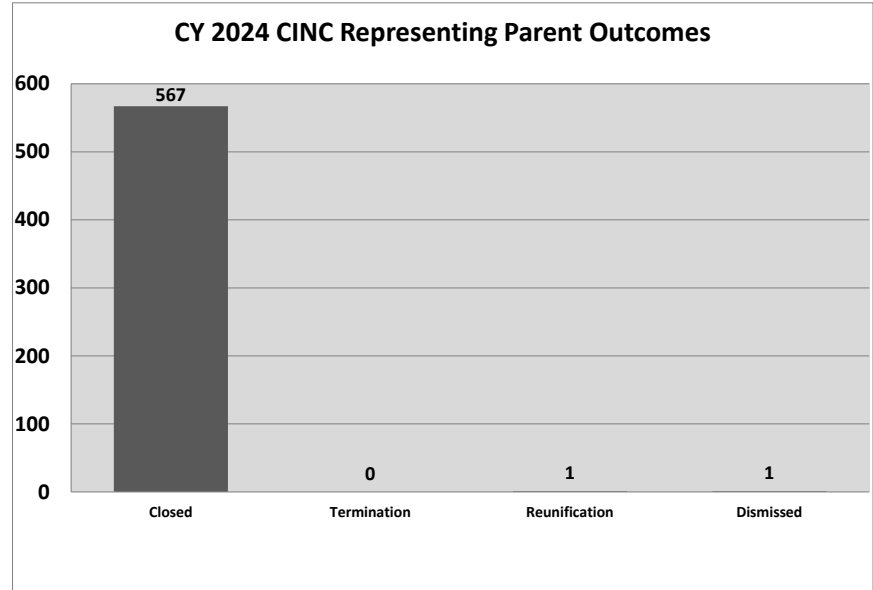
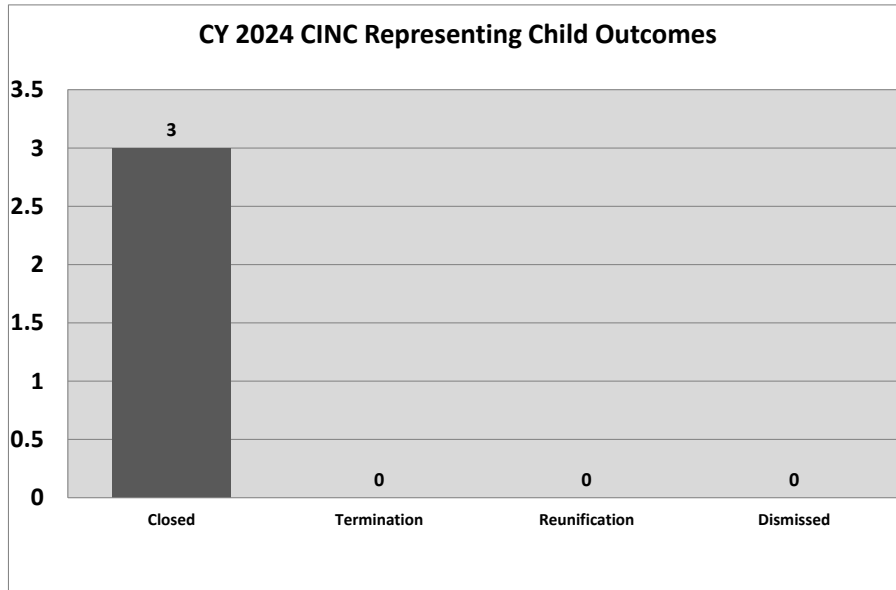
Case Type	New Cases 01/1/2024- 12/31/2024	Closed Cases 01/1/2024- 12/31/2024	Pending Cases* (# of Cases pending on 12/31/2023)	# of Cases pending on 12/31/2023 plus New Cases Received 01/1/2024- 12/31/2024	# Cases Resulting in Termination of Parental Rights	# Cases Resulting in Reunification	# Charges with Admit/Guilty Plea to Current Offense	# Charges with Plea of Guilty to Lesser Charge	# Charges Resulting in Dismissal	# Charges Resulting in Diversion or Deferred Disposition	# Jury Trials: Found Not Guilty	# Jury Trials: Found Guilty	# Judge Trials: Found Not Guilty	# Judge Trials: Found Guilty	Total Trials
Child Support	944	966	68	1012	N/A	N/A	N/A	N/A	0	N/A	N/A	N/A	N/A	N/A	0
CINC-Child	0	3	0	0	0	0	N/A	N/A	0	N/A	N/A	N/A	N/A	N/A	0
CINC-Parent	321	567	305	626	0	1	N/A	N/A	1	N/A	N/A	N/A	N/A	N/A	0
Termination	0	0	0	0	0	0	N/A	N/A	0	N/A	N/A	N/A	N/A	N/A	0
FINS	109	122	14	123	N/A	N/A	0	0	15	0	N/A	N/A	N/A	N/A	0
Delinquency Misdemeanor	331	384	58	289	N/A	N/A	45	7	58	55	N/A	N/A	0	1	1
Delinquency Felony	341	440	90	431	N/A	N/A	133	36	290	45	N/A	N/A	0	4	4
Delinquency-Life	2	2	1	3	N/A	N/A	0	0	0	0	N/A	N/A	0	0	0
Juvenile Revocations	0	1	0	0	N/A	N/A	0	0	0	N/A	N/A	N/A	N/A	N/A	0
Adult Misdemeanor*	4488	2536	1374	3572	N/A	N/A	1096	52	1175	0	0	0	0	2	2
Adult Felony Non-LWOP**	3659	3981	2531	6190	N/A	N/A	2031	41	1189	0	2	3	0	1	6
Adult LWOP	51	43	85	136	N/A	N/A	11	0	8	0	0	1	0	0	1
Capital***	0	1	1	1	N/A	N/A	2	0	0	0	0	0	0	0	0
Revocations	399	467	160	559	N/A	N/A	4	0	23	0	N/A	N/A	N/A	N/A	0
PCR	0	0	0	0	N/A	N/A	N/A	N/A	N/A	N/A	N/A	N/A	0	0	0
SOAP	0	0	0	0	N/A	N/A	N/A	N/A	N/A	N/A	N/A	N/A	N/A	N/A	0

NOTE: Charges columns include all charges filed in association with a particular Case Type, regardless of each charge's severity.

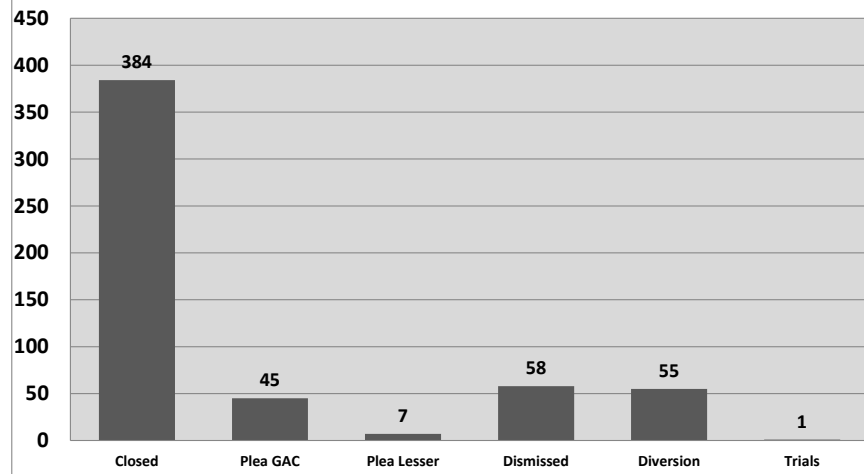
*Includes Traffic, Parish/Municipal Ordinances, Extradition and Unclassified Cases

**Life Without Parole

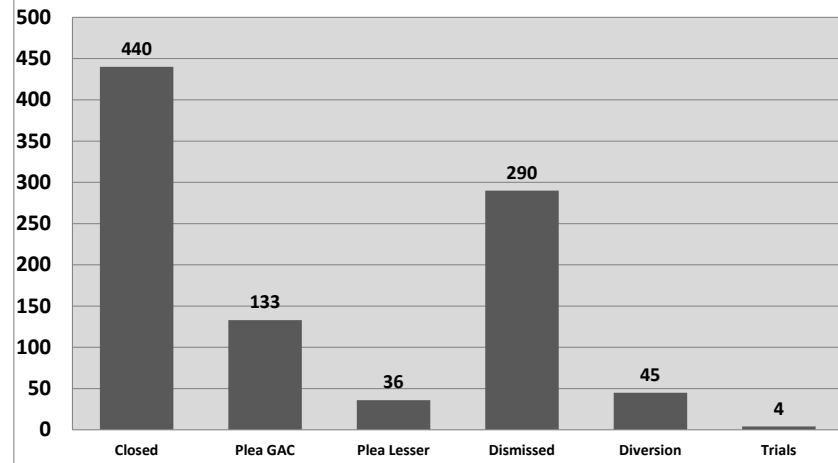
***Capital cases may include cases initially opened by the district office and transferred to a program office at some later stage in the proceedings.



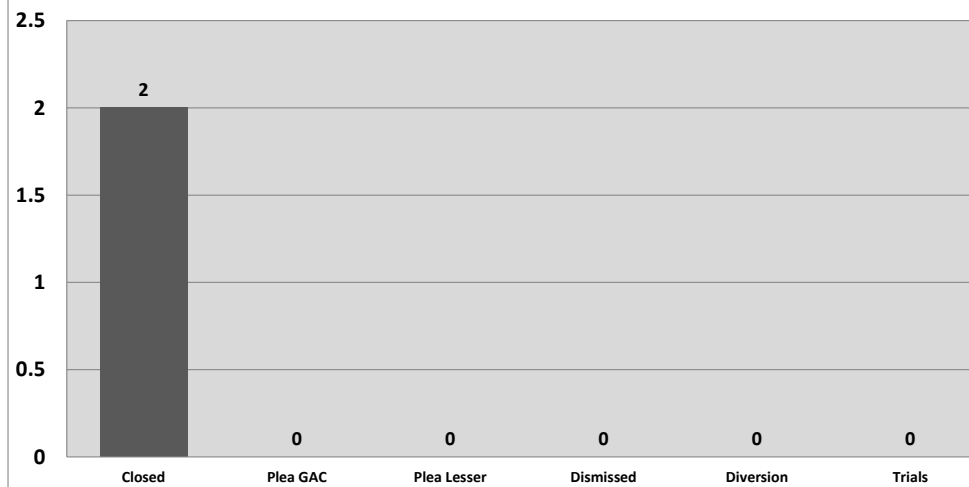
CY 2024 Delinquency Misdemeanor-Grade Outcomes



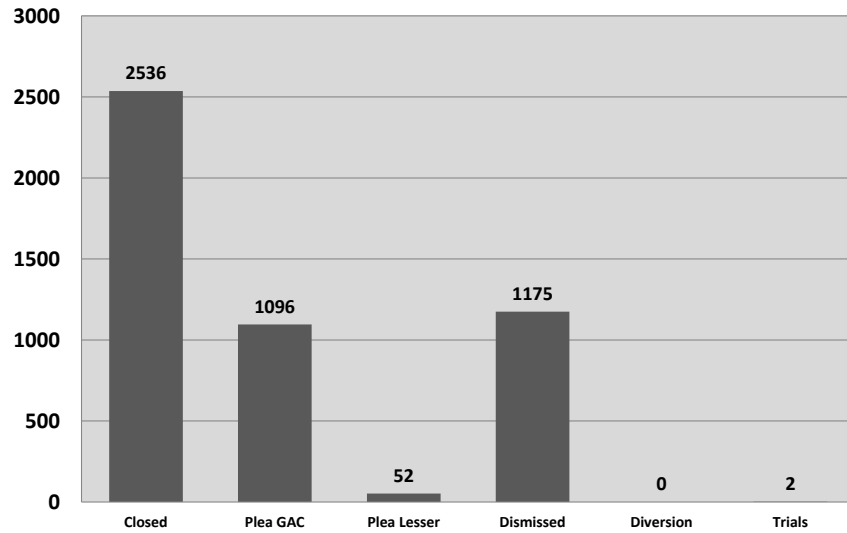
CY 2024 Delinquency Felony-Grade Outcomes



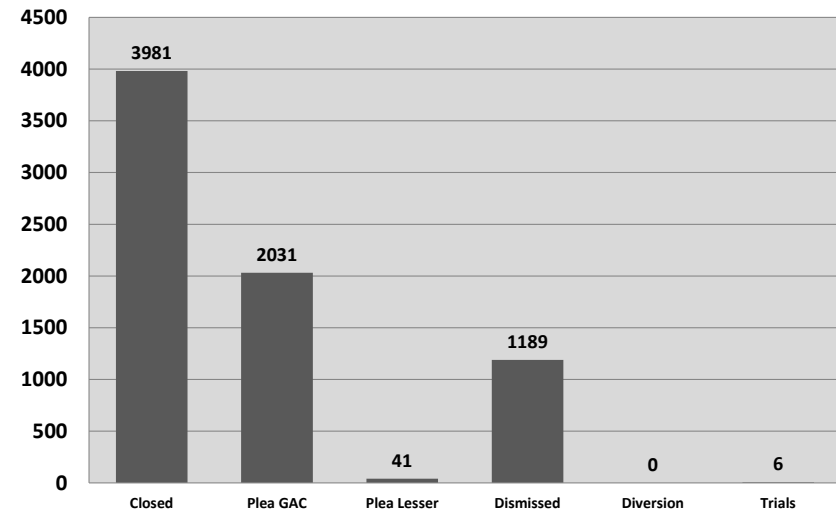
CY 2024 Delinquency Life Outcomes



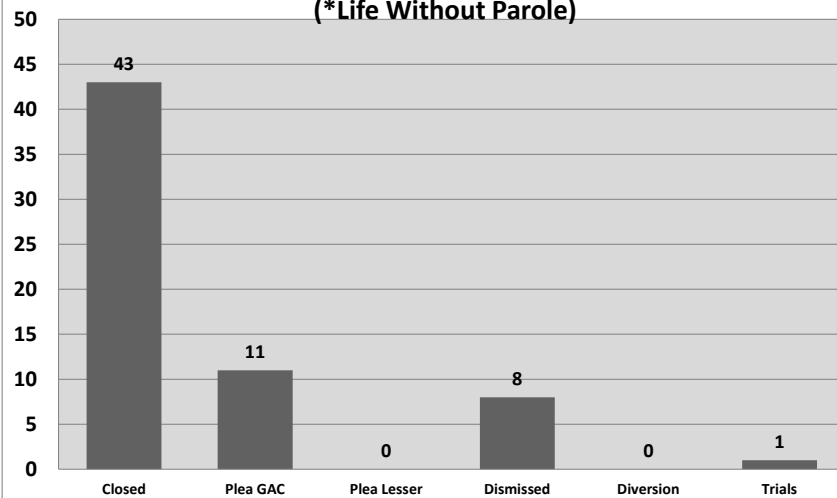
CY 2024 Adult Misdemeanor Outcomes



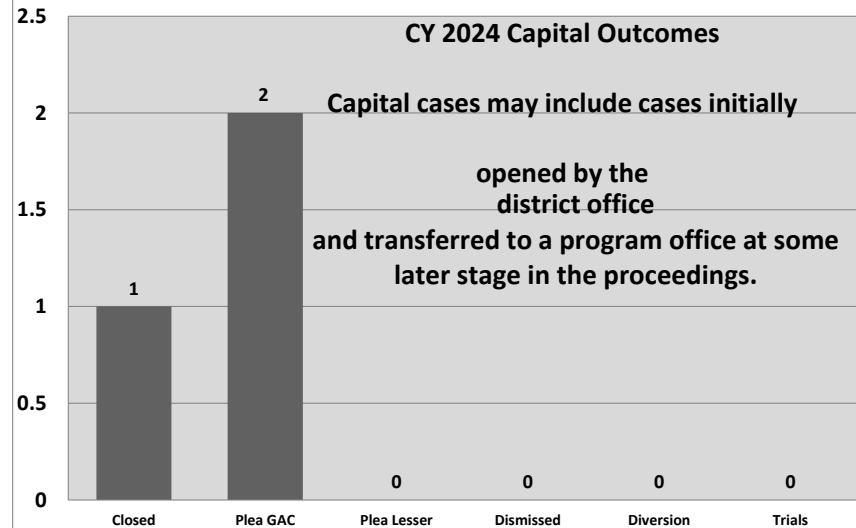
**CY 2024 Adult Felony Non-LWOP* Outcomes
(*Life Without Parole)**



**CY 2024 Adult Felony LWOP* Outcomes
(*Life Without Parole)**



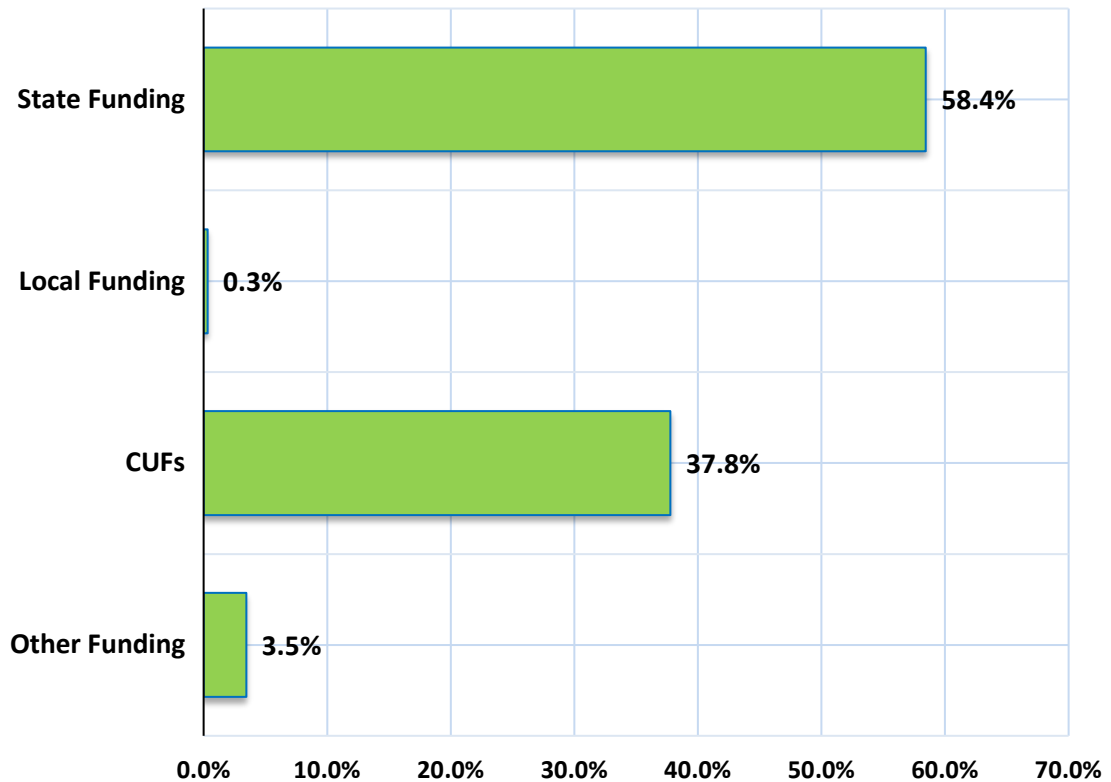
CY 2024 Capital Outcomes



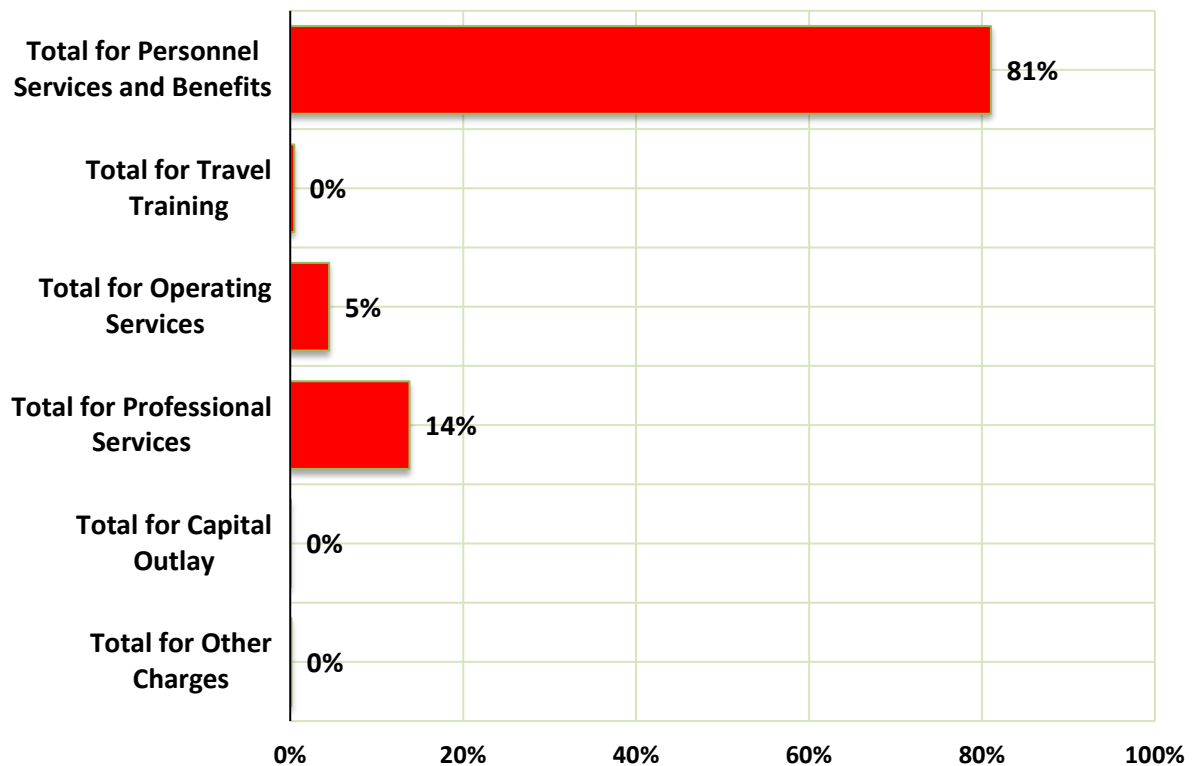
District 21 CY2024	Total CY2024
District Defender: Charles Reid	
REVENUE	
Federal Government	
Grants - Direct	-
Grants - Indirect (pass thru State)	31,855.20
Total for Federal Government	31,855.20
State Government	
Department of Corrections	-
Child in Need of Care (CINC)	115,316.32
District Assistance Fund (DAF)	2,166,810.63
Supplemental/Emergency Funds	77,113.00
Grants	-
Other State Income -List source(s)	-
Total for State Government	2,359,239.95
Local Government	
Appropriations - General	-
Appropriations - Special	-
Taxes - Millages, Sales, Special, & Other	13,251.00
Condition of Probation	128,013.00
Criminal Bond Fees [\$2 per bonded case as per 15:85.1] and Surety Bond Licensing Fees [per 22:822 B]	409,938.95
Traffic Camera	-
Grants	-
Other Local Income -List source(s)	-
\$45 Special Court Costs [R.S. 15:168.B(1)] and \$35 Mayor's Court Costs	
Criminal District Court	-
City & City-Ward Courts	-
Judicial District Courts	-
Juvenile Court	-
Mayor's Court (\$35 Special Court Costs for Mayor's Court Only)	-
Magistrates' Courts	134,741.20
Municipal Court	250,828.63
Parish Courts	18,123.28
Traffic Court	498,250.54
Non-itemized, lump sum collected and remitted by all courts	-
Non-Itemized lump sum assessed by the court; collected and remitted by the Sheriff(s)	-
Non-Itemized lump sum assessed by the court; collected and remitted by the Police Juries	-
Total for \$45 Special Court Costs [R.S. 15:168.B(1)] and \$35 Mayor's Court Costs	901,943.65
Charges For Services	
\$40 Indigent Defense Application Fees [as per 15:175 A (1)(f)]	105,709.70
Partial Attorney Fees Reimbursements [as per 15:176]	-
Other Reimbursements	-
Other Local Income -List source(s)	25,000.00
Total for Charges For Services	130,709.70
Total for Local Government	1,583,856.30
Investment Earnings	
Interest Income	116,738.69
Other Investment Income - List source(s)	-
Total for Investment Earnings	116,738.69
Other Sources (Grants & Contributions)	
Non-Profit Organizations	-
Private Organizations	-
Corporate	-
Other - List source(s)	-
Total for Other Sources (Grants & Contributions)	-
Total for REVENUE	4,091,690.14

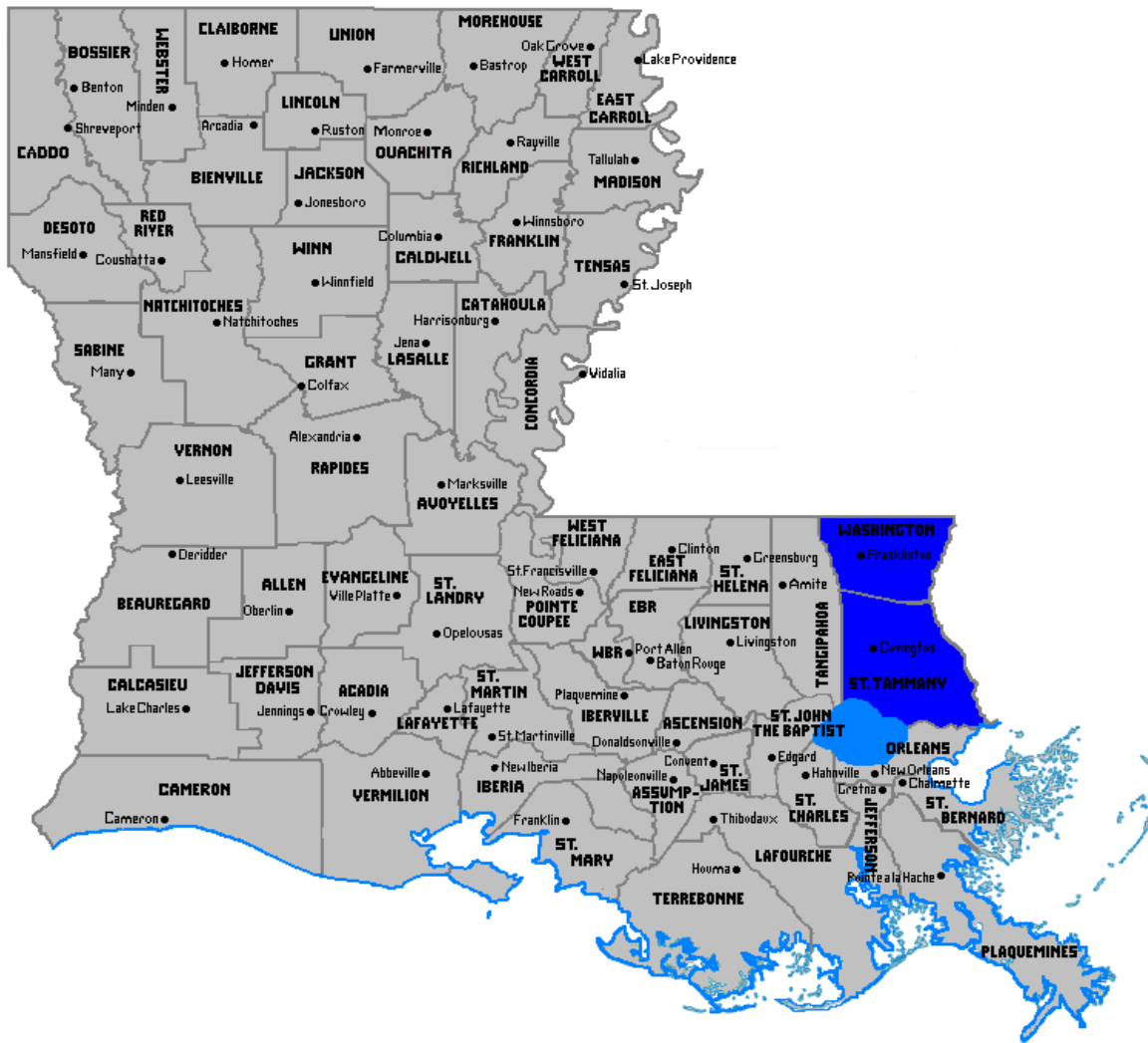
District 21 CY2024	Total CY2024
District Defender: Charles Reid	
EXPENDITURES	
Personnel Services and Benefits	
Salaries	2,227,674.78
Accrued Leave	-
Payroll Taxes	33,623.62
Hospitalization and Disability Insurance	709,118.45
Retirement	254,367.87
Other	-
Total for Personnel Services and Benefits	3,224,784.72
Travel/Training	
Parking/Auto Tolls	-
Travel/Lodging/Per Diem/Mileage	18,397.94
Total for Travel/Training	18,397.94
Operating Services	
Advertisements	65.16
Workers' Compensation	308.69
Insurance - Malpractice	22,723.09
Insurance - Auto/Physical Liability	3,086.06
Insurance - Other	6,595.76
Lease - Office	35,509.05
Lease - Auto/Equipment	9,140.16
Lease - Other	12,978.00
Office Repair and Maintenance	8,781.10
Office - Telephone/Utilities/Postage/Internet	15,534.61
Dues and Seminars	16,295.37
Law Library/Journals/Subscriptions	1,095.89
Office Supplies	47,260.60
Total for Operating Services	179,373.54
Professional Services	
Audit/Accounting Expense	50,800.00
Contract Clerical	180.00
Expert Witness	-
Investigators	67,012.28
Interpreters	-
Social Workers	32,136.00
Capital Representation	-
Conflict	223,349.64
Contract - Juvenile Attorneys or CINC	-
Misdemeanor Attorney Contracts	-
Contract Attorneys - all other	175,551.22
IT/Technical Support	-
Total for Professional Services	549,029.14
Capital Outlay	
Major Acquisitions	2,964.60
Total for Capital Outlay	2,964.60
Other Charges	
Other Operating Expenses	4,839.11
Total for Other Charges	4,839.11
Total for EXPENDITURES	3,979,389.05
<p>"Note that some data in this report may change due to district corrections or revisions."</p>	

CY24 REVENUES



CY24 EXPENDITURES



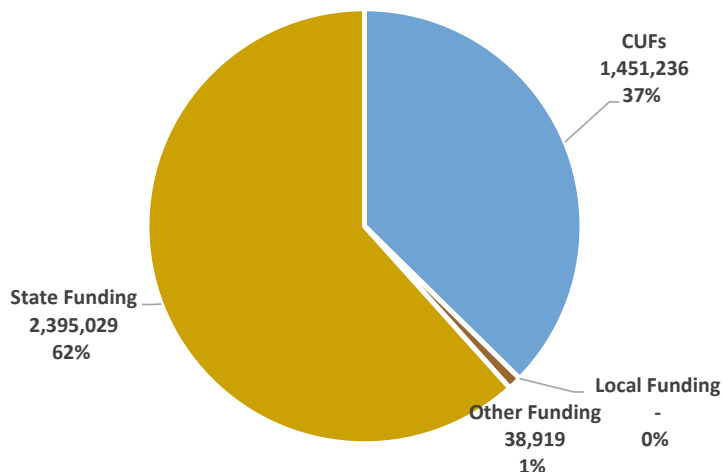


THE 22ND JUDICIAL DISTRICT PUBLIC DEFENDERS' OFFICE

ST. TAMMANY (COVINGTON) - WASHINGTON (FRANKLINTON)

DISTRICT DEFENDER: JOHN W. LINDNER, II
402 NORTH JEFFERSON AVENUE
COVINGTON, LA 70433
(985) 892-5002

2024 Funding Sources

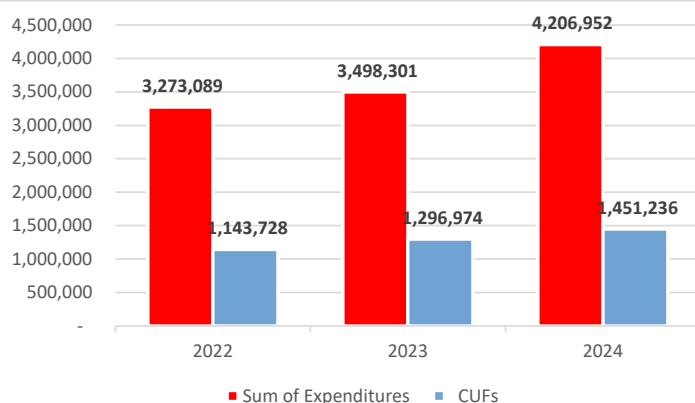


In 2024, the 22nd Judicial District Office of the Public Defender received \$3,885,185 in total revenues. Of the total revenues received, 37% of funding was derived from Conviction and User Fees (CUFs), which exceeds the statewide average of 31%. Sixty-two percent of district office funding was derived from state supplemental assistance.

Statutory Conviction and User Fees (CUFs) Judicial District Indigent Defender Fund

Revenue Stream	Statutory Authority
Special Court Costs (\$45)	R.S. 15:168(B)
Mayor's Court	R.S. 33:441)
Application Fee (\$40)	R.S. 15:175)
Partial Reimbursement	R.S. 15:176)
Bond Forfeiture	R.S. 15:571.11)
Civil Forfeiture (RICO)	R.S. 15:1356)
Posting of Criminal Bond (\$2)	R.S. 15:85.1)
Commercial Surety Bonds (\$45)	R.S. 22:822)

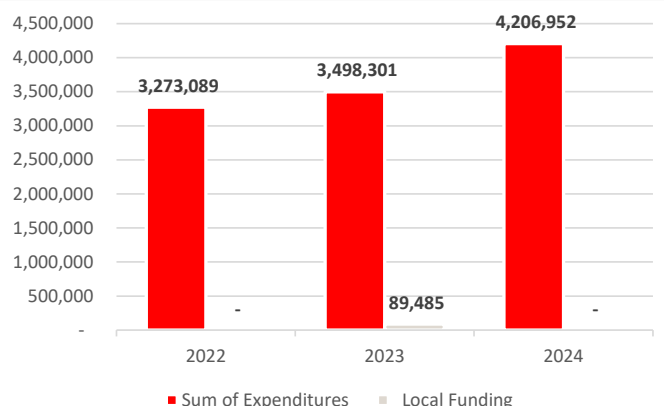
Comparison of 2024 Expenditures to CUFs



Louisiana's Public Defense System is intended to be funded primarily by Conviction and User Fees (CUFs). CUFs are comprised of eight statutes that require district court judges, city court judges, and mayors to assess fines or fees on people who have been convicted of a crime, traffic violation, or ordinance. CUFs are also generated by other actions in the criminal justice system such as bond fees, forfeitures, and application fees.

What was intended to serve as the primary funding source for public defenders only accounted for 34.5% of the office's expenditures in CY 2024. As costs have risen due to inflation and increased attorney fees, CUF collections have not kept up, increasing the office's reliance on other funding streams.

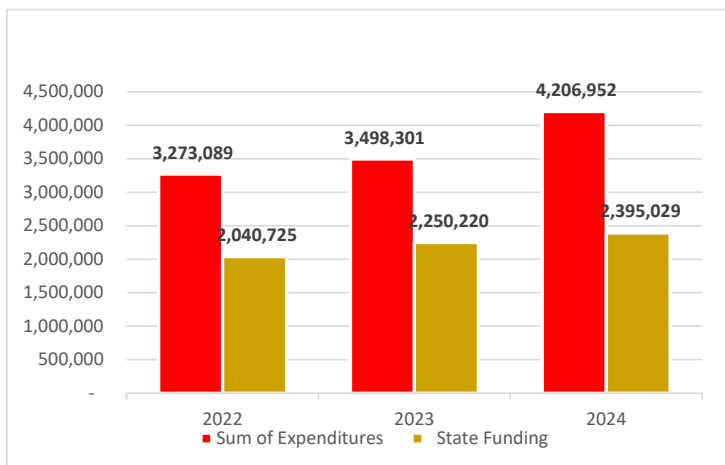
Comparison of 2024 Expenditures to Local Revenues



In 2024, the 22nd Judicial District Office of the Public Defender did not receive local revenues from the any of the local governments within the district.

The office did however receive in-kind support from the local government. This support has an estimated value of \$50,000.

Comparison of 2024 Expenditures to State Funding



The failure of the public defender's system unstable funding stream has resulted in an increased reliance on state supplemental assistance for district solvency.

During Calendar Year 2024, the office received state funding totaling nearly 57% of the office's expenditures. State supplemental assistance has increased each of the last two years.

The 22nd Judicial District Office of the Public Defender is a multi-parish district comprised of the parishes of St. Tammany and Washington.

Public Defender's represent indigent persons accused of a crime or involved in Child in Need of Care matters across 15 sections of court.

In the 22nd Judicial District, Public Defenders handle juvenile delinquency, Child in Need of Care, misdemeanor, and felony cases.

**Number of Parishes in the
Judicial District**

2

**Number of Weighted
Sections of Court**

15

District 22 **Total Cases Handled
in 2024** → **20,766**

**Individuals
Represented in CY24** → **9,540**

Adult Misdemeanors

5,494

**Adult Felonies &
LWOPs**

10,776

**Delinq. & FINS
Cases**

1,329

**CINC &
Termination**

3,165

During Calendar Year 2024, the 22nd Judicial District Office of the Public Defender represented 9,540 individuals in 20,766 total cases. Undoubtedly, a significant portion of the cases handled during 2024 were rooted in the effects of Louisiana's mental health and substance abuse crises. As the Office of the State Public Defender seeks a stable, reliable, and adequate funding stream that is not reliant on Conviction and User Fees (CUFs) we also seek to have a criminal justice system that we can pay for. A system that focuses on non-carceral rehabilitative interventions when appropriate.



THE 22ND JDC PUBLIC DEFENDERS' OFFICE

Parish(es) & Seat(s)	St. Tammany Parish - Covington Washington Parish - Franklinton
Population	St. Tammany: 280,275 Washington Parish: 44,613 Total for 22nd 324,888
District Defender	John W. Lindner, II
Years as District Defender	13
Before Becoming District Defender, Years in Public Defense	13
Does the District Defender Maintain a Private Practice? If NO, Simply Enter a Zero. If Yes, Enter the Number of Estimated Hours Per Month on Average	0
Office Manager	Shannon Donnelly, Covington and Franklinton. Christine Otilio
Primary Office Street Address	402 North Jefferson Avenue
City	Covington
ZIP	70433-2638
Days of Week Open (M-F) and Office Hours (am -pm)	M-F, 8:30 a.m. - 4:30 p.m.
Primary Phone	985-892-5002
Primary Mailing Address	402 North Jefferson Avenue, Covington, LA 70433
Primary Fax Number	985-898-0102
Primary Emergency Contact	John W. Lindner, II
Primary Emergency Phone	985-778-6205
Secondary Emergency Contact	Kevin Linder
Secondary Emergency Phone	985-630-4320
Other District Office(s) Physical and Mailing Addresses and Phone Numbers	Washington Parish District PDO Office and Bogalusa City Court Office, 911 Washington Street, Franklinton, LA 70438 (985) 839-2245 (Vox) (985) 839-5412 (Fax); Slidell City Court 520 Old Spanish Trail Ste. D2 Slidell, LA 70458 (985) 643-2747 (Vox) (985) 643-2746 (Fax).
Other District Office Contact Personnel (Primary Only)	Shannon Donnelly, St. Tammany and Washington parishes.
Name of Owner(s) of Office(s)/Building (i.e., Lessor)	Covington and Slidell offices owned by St. Tammany Parish; Franklinton office owned by B&W Commercial Companies, LLC.

If The Office Does Not Own Its Building(s) AND Pays No Rent, Indicate The Source Of Office Space Support	Parish provides office space in Covington and Slidell. We rent office in Franklinton.
Total Annual Cash Support by Local Appropriation or Tax/Millage (indicate if this figure is an estimate)	0
# And Job Titles Of All Staff Whose Wages Are Provided By Local Government	Office has contract with the 22nd Judicial District Court whereby the office receives \$50k per year to staff the Specialty Courts. Previously, the office also received funding from Court to staff Child Support Court. The Court discontinued the funding in 2024. As a result, the office no longer provides staffing for this program.
Total PDO Staff Costs <u>Provided by Local Government</u>	\$50k to staff Specialty Courts.
# of Workers with Retirement Benefits <u>Paid by Local Government</u>	0
Total Annual Cost of Retirement Benefits <u>Paid by Local Government</u> (if unknown enter "UNK")	0
# of Workers with Health Benefits Paid by Local Government	0
Total Annual Cost of Health Benefits Paid by Local Government (if unknown enter "UNK")	0
List Any Other Local In-Kind Contributions Or Other Support From Local Government	0
Courts and Locations	22nd Judicial District Court - Covington; 22nd Judicial District Court - Franklinton; Slidell City Court - Slidell; Bogalusa City Court - Bogalusa; Covington City Court - Covington.
Number of Divisions/Sections of Criminal Court for Each Court in District (Include District Court, CRIMINAL District Court, City Court, Municipal Court, Mayor's Court, etc.) For Which your Office Provides Representation	In Covington, there are 8 adult felony divisions, one adult misdemeanor division, 1 Juvenile division, and 1 CINC court. In Franklinton, there are 2 adult felony divisions and 1 adult misdemeanor court, 1 juvenile court, and 1 CINC court. Bogalusa City Court has 1 juvenile court, 1 CINC court, and 1 adult misdemeanor court. City Court of East St. Tammany has 1 adult misdemeanor court, 1 juvenile court, 1 CINC court. Covington and Mandeville City Courts each handle 1 adult misdemeanor court.
Name of Adult Detention Facilities in This District	St. Tammany Parish Jail – Covington, LA; Washington Parish Jail – Franklinton, LA; Slidell Police Department Corrections Division – Slidell, LA; Bogalusa City Jail – Bogalusa, LA
Name of Adult Detention Facilities Outside the District Which Hold Clients	Some clients have been transferred to Plaquemine Parish facility
Name of Juvenile Detention Facilities In This District	Florida Parish Juvenile Detention Center – Covington, LA
Name of Juvenile Detention Facilities Outside the District Which Hold Clients	N/A

Do Your Courts Routinely Bring Juveniles Before The Judge In Shackles If They Are Being Held In Detention Or Secure Custody At The Time Of The Hearing? Note That Ch. Code Art. 408 Forbids Routine Shackling	Juveniles are no longer brought to court in chains.
District Attorney	Colin Sims
Chief Judge of Criminal District Court	Alan Zaunbrecker
Juvenile Court Judges (Specify District of City Court)	Judge Scott Gardner, St. Tammany and Washington parishes. Judge Bryan Haggerty, City Court of East St. Tammany (Slidell City Court). Judge David M. Duke, Bogalusa City Court.
Drug Court Judges	Judges Vincent Lobello and Reginald Badeaux
Mental Health Court Judges	Judge John Keller, BHC; Judge Allan Zaunbrecher, Assisted Out-Patient Track
Other Specialty Court	Sobriety Court: Hon. Vincent Lobello, RE-Entry Court; Hon. William Burris, Jr.; Family Preservation Court: Hon. Scott Gardner; Veterans Court: Hon. Richard Swartz
Name of Specialty and Brief Description:	<p>Sobriety Court: specifically designed for clients with 3rd and 4th offense DWI. Sobriety Court follows the Drug Court model. Re-Entry Court: designed for clients facing substantial sentences because of mandatory minimum sentences and/or multiple offender status. Client is sent to Angola for two years and assigned to mentor (LWOP inmate) Must complete training program and counseling. Upon release is monitored by court in a setting similar to Drug Court. Drug court offers an alternative to incarceration for nonviolent, less serious, substance abusing offenders. Drug court is designed to rehabilitate offenders through regular and intense judicial supervision, substance abuse treatment, mandatory drug testing, educational opportunities, and appropriate sanctions and incentives. The goals of drug court are successful rehabilitation of drug court clients and reduced recidivism. Court appointed case managers assist each client through the two year program. Family Preservation Court assists families who are involved with the Department of Child and Family Services (DCFS) with the goal of reuniting the family.</p> <p>The adult program serves St. Tammany and Washington Parishes with over 300 adults and are served monthly by the drug court programs in the 22nd Judicial District. The 22nd Judicial District Behavioral Health Court, commenced July 1, 2013, is intended to provide an alternative sentencing option for offenders with mental health disorders or co-occurring disorders. We are performing services with monthly court funded contributions totaling \$50,000 per year per contractual arrangement. Through this specialty court, participation in which is a special condition of probation, offenders will be judicially supervised and will be provided community services, including mental health treatment, to prevent the recurrence of behaviors that lead to justice system involvement.</p>

Short Term Critical Issue Areas	The Public Defender office is currently dealing with a substantial increase in caseloads due both to the aftermath of the pandemic and a recent spike in homicides. We are in desperate need of additional attorneys in order to provide effective representation for our clients. Resolution of this problem will require additional funding in order to attract new attorneys and to provide appropriate salaries and benefits for current attorneys and staff to avoid attrition.
Long-Term Critical Issue Areas and other External Factors (outside of your control) that Negatively Affect the Delivery of Services in Your District	To meet our obligation to provide effective assistance of counsel, we must be able to assign competent counsel who actually have sufficient time to resources to properly defend a client. This will require an increase in funding. Public Defenders must be put in a position of parity with the District Attorney. The office represents 80-85% of the criminal docket. Parity dictates that the Public Defender budget equal 80-85% of the total District Defender budget.
2024 Media Coverage and/or Major Accomplishments	The office hired five new attorneys straight out of law school. Several senior attorneys developed a three week training program for the attorneys. They also attended training sessions for new attorneys at Orleans Public Defender. The attorneys are now assigned to divisions and are doing outstanding work.
Describe Supervisory Structure in Your District (For Attorneys and Non-Attorneys)	Kevin Linder is Deputy District Defender and James Carrington is Chief of Trials. Both report directly to the Chief Public Defender. Felony Line Defenders report to Chief of Trials. James Flammang is the Supervisor of Misdemeanor Division. He reports to the Deputy Chief. Shannon Christian is Supervisor of Juvenile Division. She reports to the Deputy Chief. Shannon Donnely and Belinda Welch are co Office Managers. They report to Chief Public Defender.
Medical Benefits for Any Staff, Please Describe, Noting Who Pays For the Benefit	Office provides medical, dental, vision, and disability insurance for full time employees. Employee is responsible for spouse and family coverage.
Number of Cases Involving Children Under Age 18 (prior to April 19, 2024), and Children Under Age 17 (After April 19, 2024) in Your District That Were Directly Filed in Adult Court or Transferred to Adult Court in 2024	6
Number of Cases Involving Children Under Age 18 (prior to April 19, 2024), and Children Under Age 17 (After April 19, 2024) in Your District in Which a Transfer of a Child to Adult Court was Denied	0

<p>Please Provide the Names of All State Representatives and Senators from Your District</p>	<p>Senators: Patrick McMath, Beth Mizell, Robert "Bob" Owen, William "Bill" Wheat. Representatives: Stephanie H. Berault, Kim Carver, Peter F. Egan, Jack "Jay" William Galle', Jr., Brian Leonard Glorioso, Mark Wright, John E. Wyble</p>
<p>What Changes Have You Implemented in Your District Office in 2024 That Have Improved the Delivery of Public Defender Services?</p>	<p>We have implemented a LWOP team that will handle only LWOP cases. This has allowed the line defenders to concentrate on the remainder of the docket. In addition, we have assigned senior attorneys to assist the line defenders with their dockets.</p>

22nd District Defender Office CY 2024 Caseloads & Outcomes

Case Type	New Cases 01/1/2024- 12/31/2024	Closed Cases 01/1/2024- 12/31/2024	Pending Cases* (# of Cases pending on 12/31/2023)	# of Cases pending on 12/31/2023 plus New Cases Received 01/1/2024- 12/31/2024	# Cases Resulting in Termination of Parental Rights	# Cases Resulting in Reunification	# Charges with Admit/Guilty Plea to Current Offense	# Charges with Plea of Guilty to Lesser Charge	# Charges Resulting in Dismissal	# Charges Resulting in Diversion or Deferred Disposition	# Jury Trials: Found Not Guilty	# Jury Trials: Found Guilty	# Judge Trials: Found Not Guilty	# Judge Trials: Found Guilty	Total Trials
Child Support	725	1780	1481	2206	N/A	N/A	N/A	N/A	1	N/A	N/A	N/A	N/A	N/A	0
CINC-Child	0	0	13	13	0	0	N/A	N/A	0	N/A	N/A	N/A	N/A	N/A	0
CINC-Parent	301	262	605	906	0	18	N/A	N/A	0	N/A	N/A	N/A	N/A	N/A	0
Termination	10	25	30	40	17	0	N/A	N/A	0	N/A	N/A	N/A	N/A	N/A	0
FINS	57	59	103	160	N/A	N/A	5	0	7	0	N/A	N/A	N/A	N/A	0
Delinquency Misdemeanor	380	328	368	748	N/A	N/A	184	11	98	0	N/A	N/A	1	0	1
Delinquency Felony	158	186	247	405	N/A	N/A	130	6	54	0	N/A	N/A	0	1	1
Delinquency-Life	10	13	6	16	N/A	N/A	5	0	1	0	N/A	N/A	0	0	0
Juvenile Revocations	0	0	0	0	N/A	N/A	0	0	0	N/A	N/A	N/A	N/A	N/A	0
Adult Misdemeanor*	2607	2822	2887	5494	N/A	N/A	2103	246	1177	0	0	0	4	4	8
Adult Felony Non-LWOP**	3420	3408	5017	8437	N/A	N/A	2791	120	428	0	0	13	1	3	17
Adult LWOP	21	36	78	99	N/A	N/A	15	11	10	0	0	10	0	0	10
Capital***	0	0	2	2	N/A	N/A	0	0	0	0	0	0	0	0	0
Revocations	299	715	1941	2240	N/A	N/A	0	0	0	0	N/A	N/A	N/A	N/A	0
PCR	0	0	0	0	N/A	N/A	N/A	N/A	N/A	N/A	N/A	N/A	0	0	0
SOAP	0	0	0	0	N/A	N/A	N/A	N/A	N/A	N/A	N/A	N/A	N/A	N/A	0

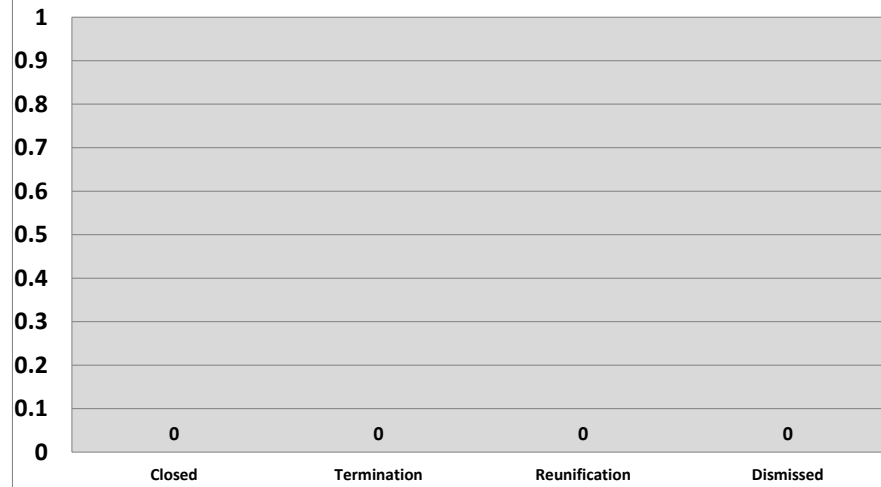
NOTE: Charges columns include all charges filed in association with a particular Case Type, regardless of each charge's severity.

*Includes Traffic, Parish/Municipal Ordinances, Extradition and Unclassified Cases

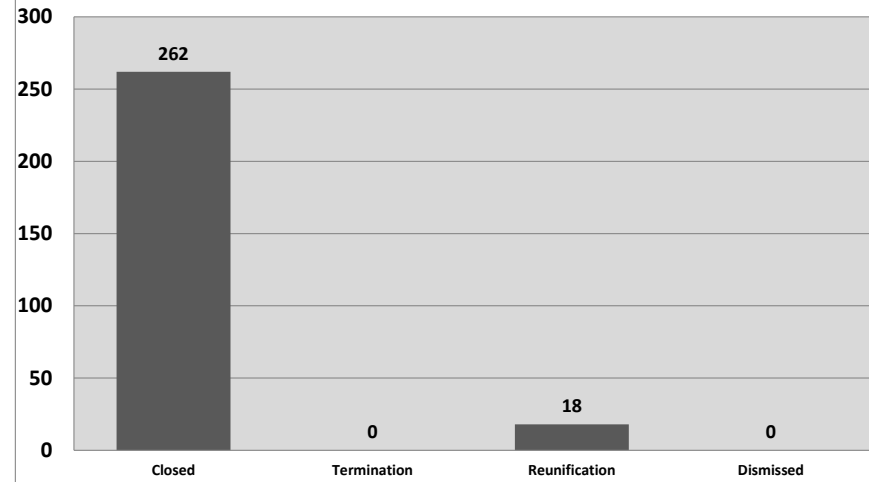
**Life Without Parole

***Capital cases may include cases initially opened by the district office and transferred to a program office at some later stage in the proceedings.

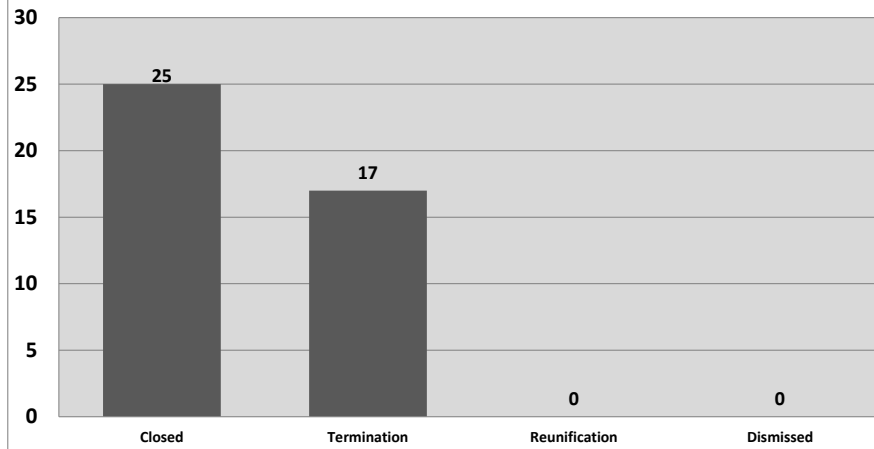
CY 2024 CINC Representing Child Outcomes



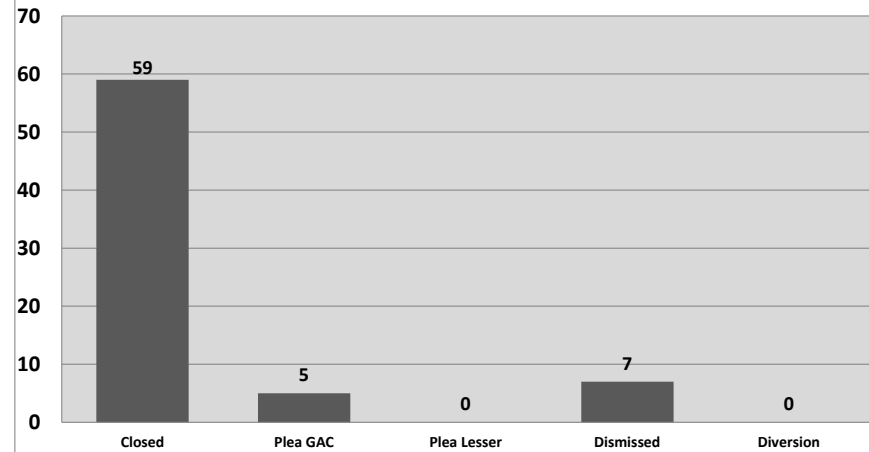
CY 2024 CINC Representing Parent Outcomes



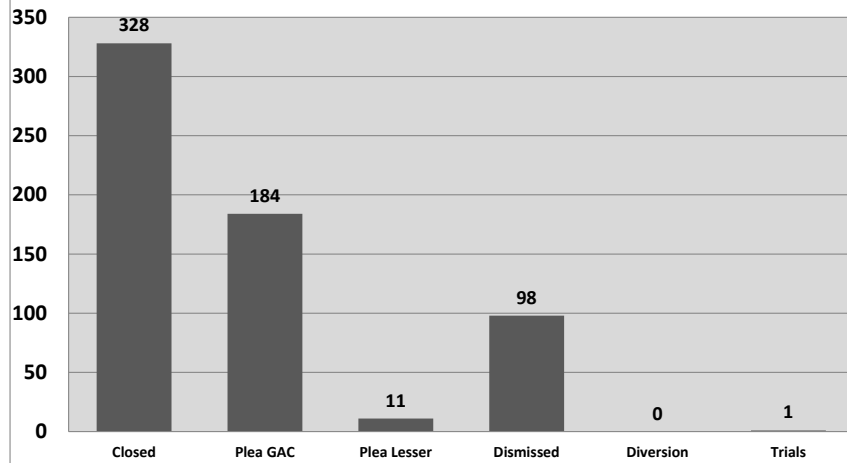
CY 2024 CINC Termination Outcomes



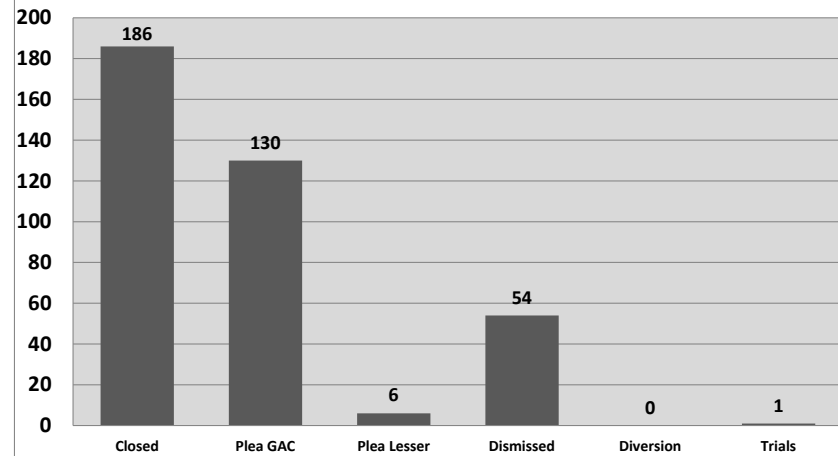
CY 2024 FINS Outcomes



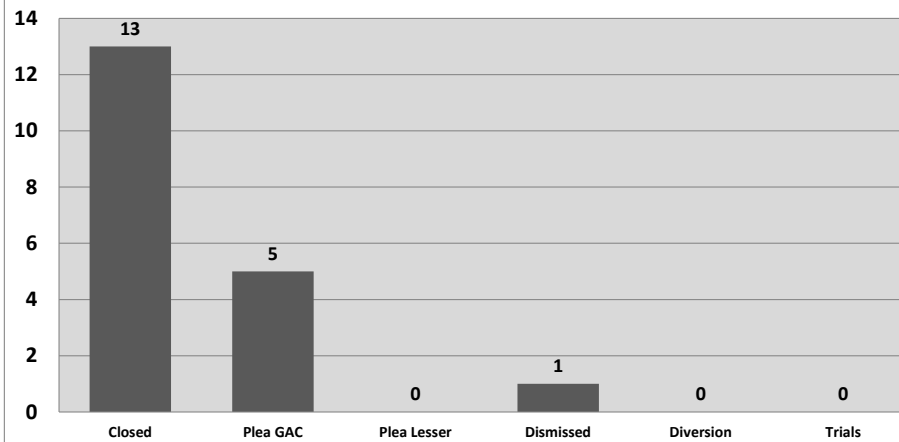
CY 2024 Delinquency Misdemeanor-Grade Outcomes



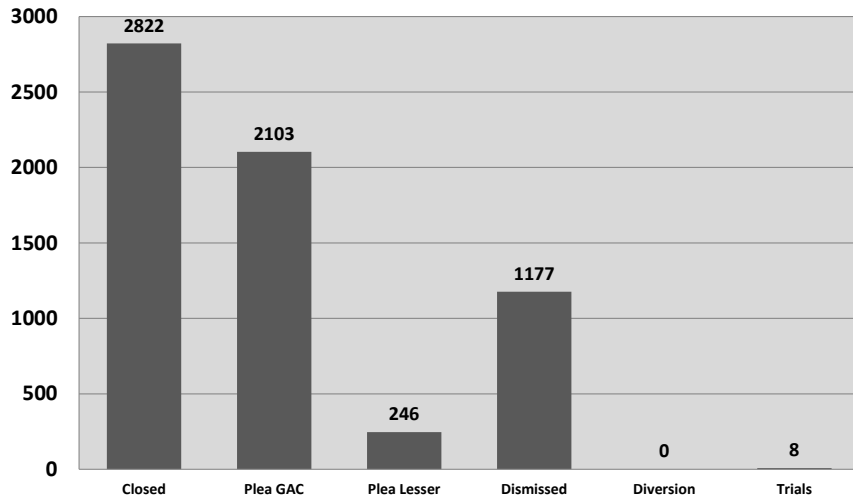
CY 2024 Delinquency Felony-Grade Outcomes



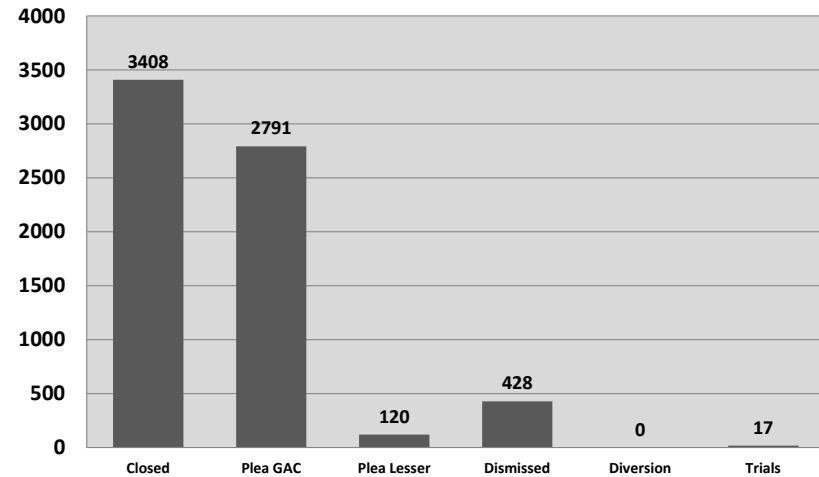
CY 2024 Delinquency Life Outcomes



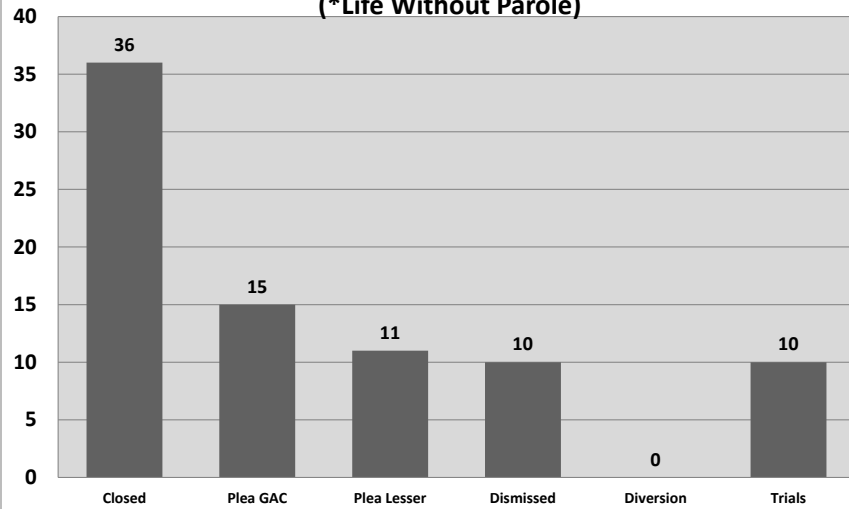
CY 2024 Adult Misdemeanor Outcomes



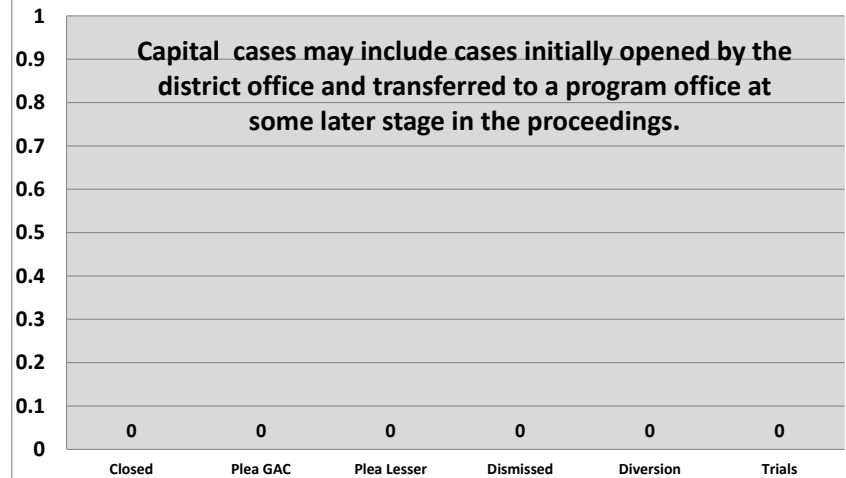
**CY 2024 Adult Felony Non-LWOP* Outcomes
(*Life Without Parole)**



**CY 2024 Adult Felony LWOP* Outcomes
(*Life Without Parole)**



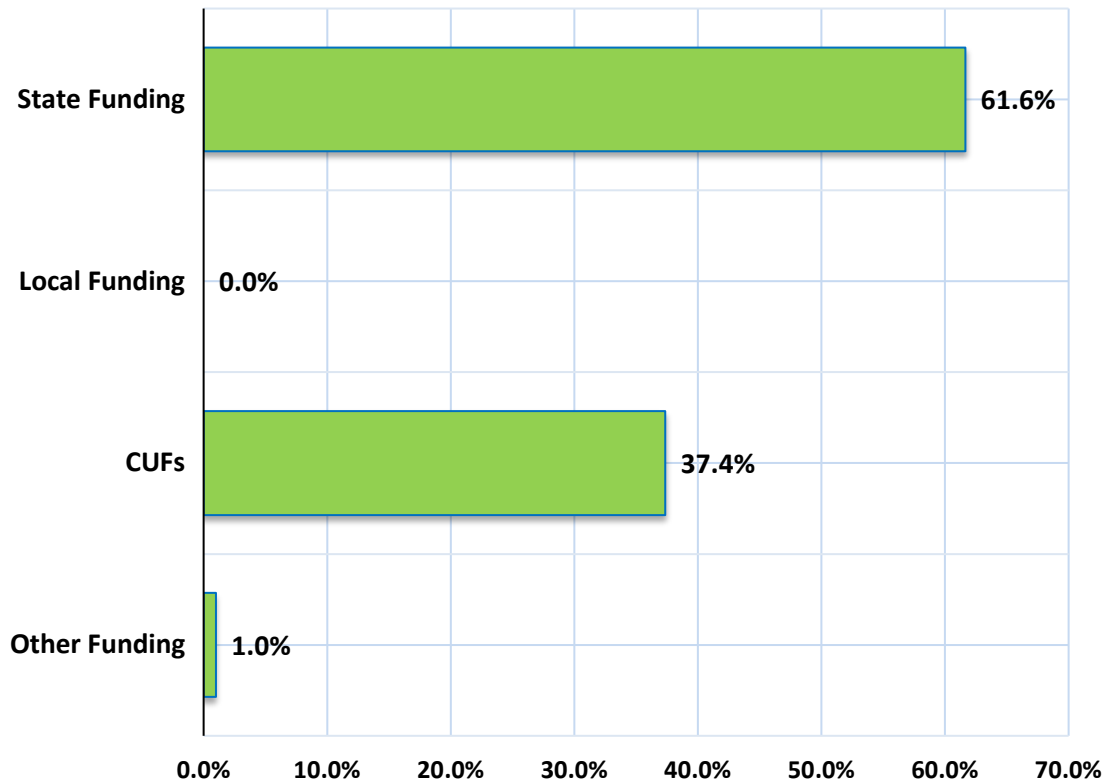
CY 2024 Capital Outcomes



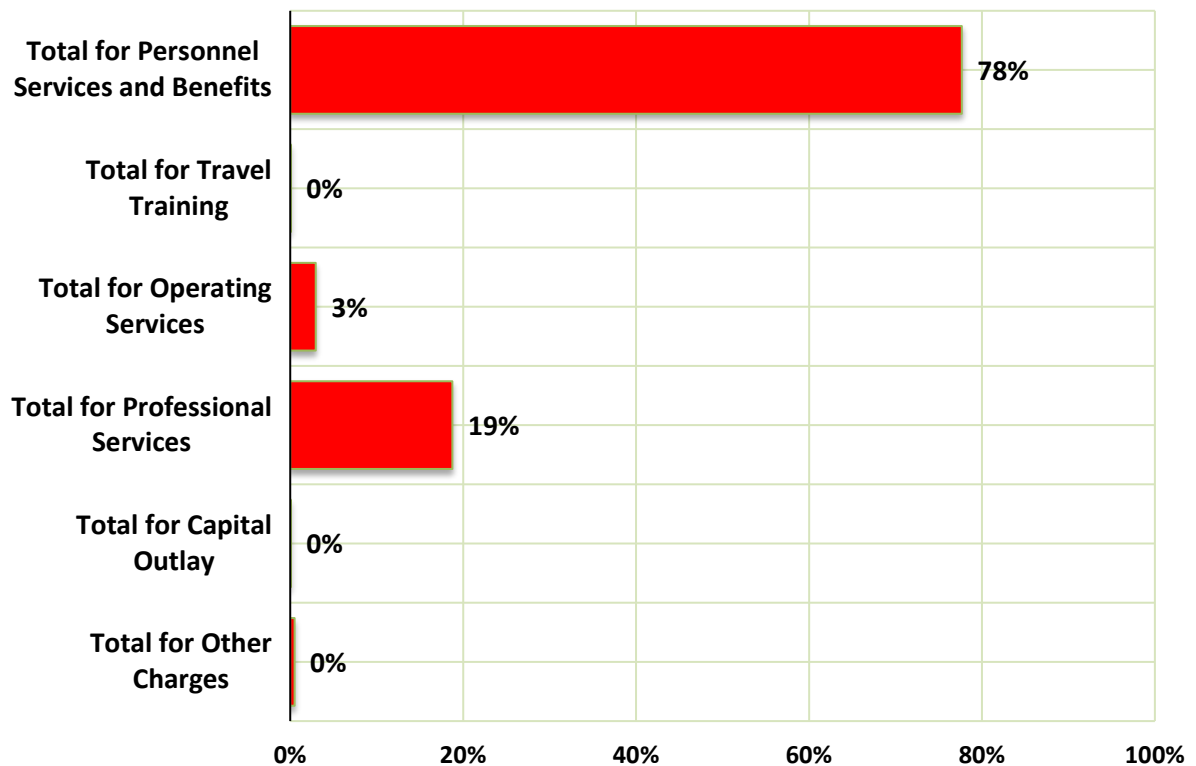
District 22 CY2024	Total CY2024
District Defender: John Lindner, II	
REVENUE	
Federal Government	
Grants - Direct	-
Grants - Indirect (pass thru State)	-
Total for Federal Government	-
State Government	
Department of Corrections	-
Child in Need of Care (CINC)	89,150.00
District Assistance Fund (DAF)	2,230,046.81
Supplemental/Emergency Funds	75,832.43
Grants	-
Other State Income -List source(s)	-
Total for State Government	2,395,029.24
Local Government	
Appropriations - General	-
Appropriations - Special	-
Taxes - Millages, Sales, Special, & Other	-
Condition of Probation	92,751.04
Criminal Bond Fees [\$2 per bonded case as per 15:85.1] and Surety Bond Licensing Fees [per 22:822 B]	301,523.97
Traffic Camera	-
Grants	-
Other Local Income -List source(s)	20,507.80
\$45 Special Court Costs [R.S. 15:168.B(1)] and \$35 Mayor's Court Costs	
Criminal District Court	38,231.22
City & City-Ward Courts	61,044.50
Judicial District Courts	980.00
Juvenile Court	-
Mayor's Court (\$35 Special Court Costs for Mayor's Court Only)	136,748.00
Magistrates' Courts	-
Municipal Court	16,445.00
Parish Courts	35,620.36
Traffic Court	78,270.00
Non-itemized, lump sum collected and remitted by all courts	130,371.13
Non-Itemized lump sum assessed by the court; collected and remitted by the Sheriff(s)	483,577.26
Non-Itemized lump sum assessed by the court; collected and remitted by the Police Juries	-
Total for \$45 Special Court Costs [R.S. 15:168.B(1)] and \$35 Mayor's Court Costs	981,287.47
Charges For Services	
\$40 Indigent Defense Application Fees [as per 15:175 A (1)(f)]	75,674.00
Partial Attorney Fees Reimbursements [as per 15:176]	-
Other Reimbursements	-
Other Local Income -List source(s)	-
Total for Charges For Services	75,674.00
Total for Local Government	1,471,744.28
Investment Earnings	
Interest Income	4,522.96
Other Investment Income - List source(s)	-
Total for Investment Earnings	4,522.96
Other Sources (Grants & Contributions)	
Non-Profit Organizations	-
Private Organizations	-
Corporate	-
Other - List source(s)	13,888.60
Total for Other Sources (Grants & Contributions)	13,888.60
Total for REVENUE	3,885,185.08

District 22 CY2024	Total CY2024
District Defender: John Lindner, II	
EXPENDITURES	
Personnel Services and Benefits	
Salaries	2,664,069.99
Accrued Leave	-
Payroll Taxes	198,584.04
Hospitalization and Disability Insurance	309,364.16
Retirement	95,437.83
Other	-
Total for Personnel Services and Benefits	3,267,456.02
Travel/Training	
Parking/Auto Tolls	257.58
Travel/Lodging/Per Diem/Mileage	2,160.81
Total for Travel/Training	2,418.39
Operating Services	
Advertisements	42.71
Workers' Compensation	5,090.21
Insurance - Malpractice	21,146.00
Insurance - Auto/Physical Liability	3,491.00
Insurance - Other	-
Lease - Office	12,724.16
Lease - Auto/Equipment	6,228.26
Lease - Other	693.52
Office Repair and Maintenance	5.50
Office - Telephone/Utilities/Postage/Internet	45,236.78
Dues and Seminars	7,798.13
Law Library/Journals/Subscriptions	9,328.07
Office Supplies	12,374.12
Total for Operating Services	124,158.46
Professional Services	
Audit/Accounting Expense	142,777.50
Contract Clerical	983.09
Expert Witness	11,776.00
Investigators	-
Interpreters	-
Social Workers	-
Capital Representation	-
Conflict	289,094.46
Contract - Juvenile Attorneys or CINC	164,000.00
Misdemeanor Attorney Contracts	40,137.49
Contract Attorneys - all other	140,433.29
IT/Technical Support	-
Total for Professional Services	789,201.83
Capital Outlay	
Major Acquisitions	3,212.55
Total for Capital Outlay	3,212.55
Other Charges	
Other Operating Expenses	20,504.83
Total for Other Charges	20,504.83
Total for EXPENDITURES	4,206,952.08
<p>"Note that some data in this report may change due to district corrections or revisions."</p>	

CY24 REVENUES



CY24 EXPENDITURES



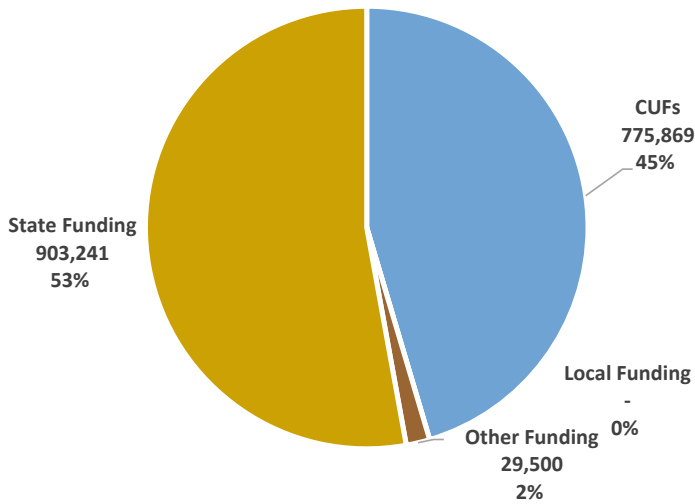


THE 23RD JUDICIAL DISTRICT PUBLIC DEFENDERS' OFFICE

ASCENSION (DONALDSONVILLE) - ASSUMPTION (NAPOLEONVILLE) - ST. JAMES
(CONVENT)

DISTRICT DEFENDER: TONYA B. CLARK
828 S. IRMA BLVD. #102
GONZALES, LA 70737
(225) 647-9673

2024 Funding Sources

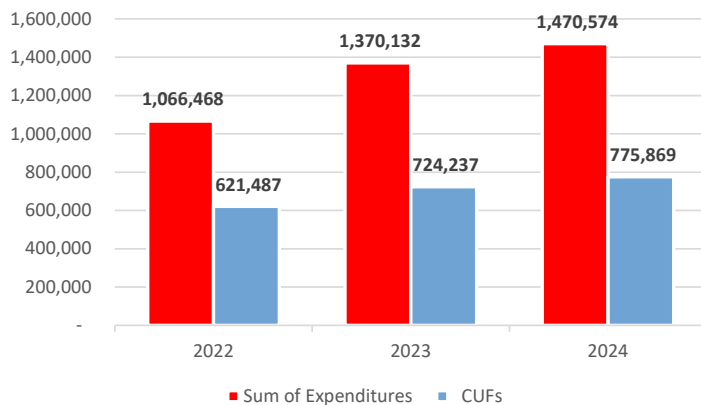


In 2024, the 23rd Judicial District Office of the Public Defender received \$1,708,609 in total revenues. Of the total revenues received, 45% of funding was derived from Conviction and User Fees (CUFs), which exceeds the statewide average of 31%. Fifty-three percent of district office funding was derived from state supplemental assistance.

Statutory Conviction and User Fees (CUFs) Judicial District Indigent Defender Fund

Revenue Stream	Statutory Authority
Special Court Costs (\$45)	R.S. 15:168(B)
Mayor's Court	R.S. 33:441)
Application Fee (\$40)	R.S. 15:175)
Partial Reimbursement	R.S. 15:176)
Bond Forfeiture	R.S. 15:571.11)
Civil Forfeiture (RICO)	R.S. 15:1356)
Posting of Criminal Bond (\$2)	R.S. 15:85.1)
Commercial Surety Bonds (\$45)	R.S. 22:822)

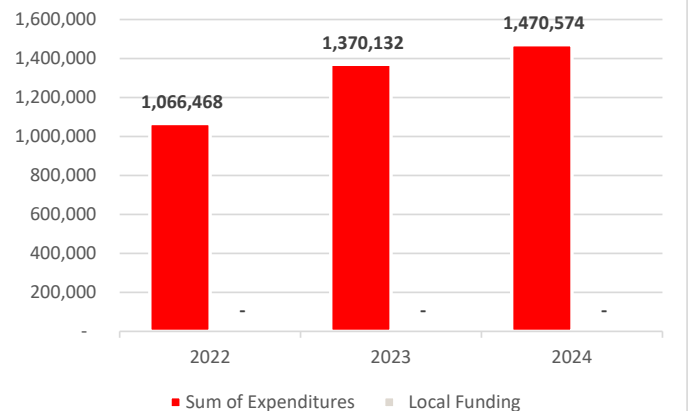
Comparison of 2024 Expenditures to CUFs



Louisiana's Public Defense System is intended to be funded primarily by Conviction and User Fees (CUFs). CUFs are comprised of eight statutes that require district court judges, city court judges, and mayors to assess fines or fees on people who have been convicted of a crime, traffic violation, or ordinance. CUFs are also generated by other actions in the criminal justice system such as bond fees, forfeitures, and application fees.

Conviction and User Fees accounted for 52.8% of the office's expenditures in CY 2024.

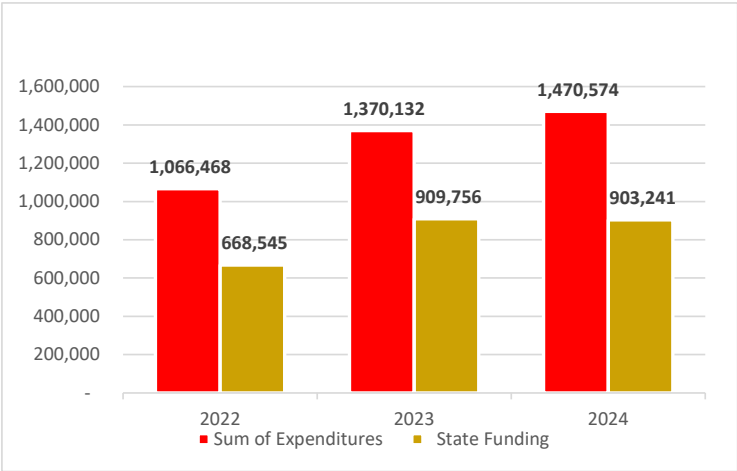
Comparison of 2024 Expenditures to Local Revenues



In 2024, the 23rd District Office of the Public Defender did not receive funding from the local governments or criminal justice system.

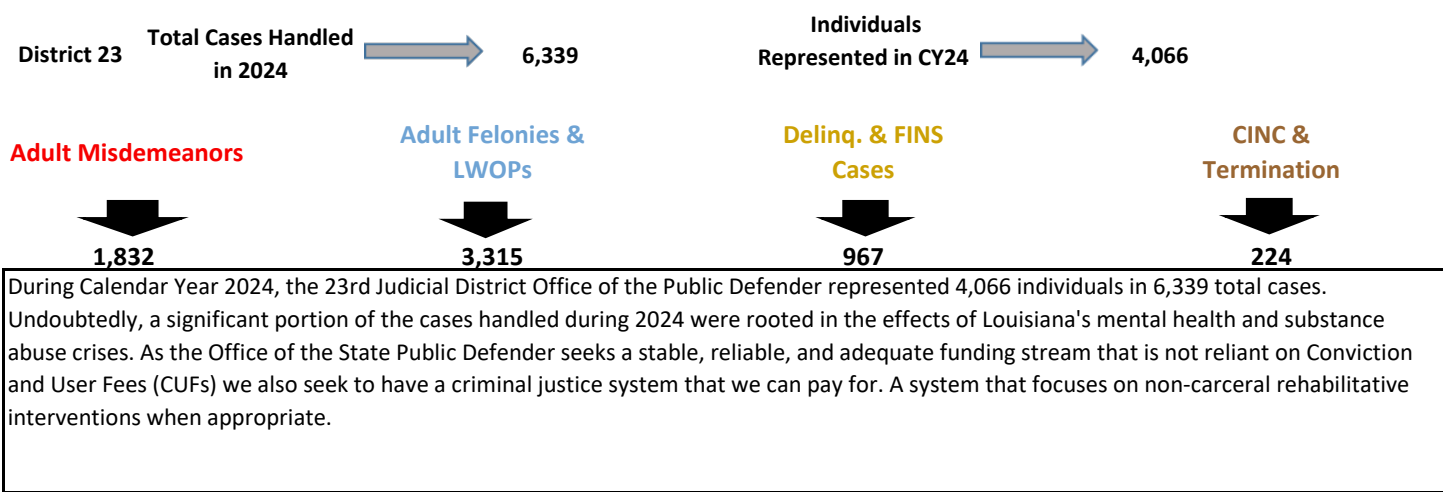
However, the office receives in-kind support in the form of office space within the courthouse in Assumption, Ascension, and St. James Parishes

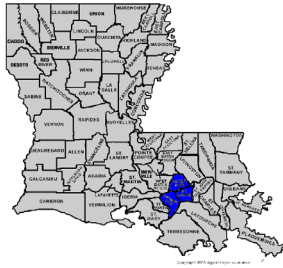
Comparison of 2024 Expenditures to State Funding



During Calendar Year 2024, the office received state funding totaling 61% of the office's expenditures. State supplemental assistance has increased as the office's expenditures have increased over time due to inflation and increased attorney costs.

<p>The 23rd Judicial District Office of the Public Defender is a multi-parish district comprised of the parishes of Ascension, Assumption, and St. James.</p> <p>Public Defender's represent indigent persons accused of a crime or involved in Child in Need of Care matters across 7 sections of court.</p> <p>In the 23rd Judicial District, Public Defenders handle juvenile delinquency, Child in Need of Care, misdemeanor, and felony cases.</p>	Number of Parishes in the Judicial District	Number of Weighted Sections of Court
	3	7





THE 23RD JDC PUBLIC DEFENDERS' OFFICE

Parish(es) & Seat(s)	Ascension - Donaldsonville; Assumption - Napoleonville; St. James - Convent.
Population	171,983
District Defender	Tonya B. Clark
Years as District Defender	2 years 2.25 months
Before Becoming District Defender, Years in Public Defense	7
Does the District Defender Maintain a Private Practice? If NO, Simply Enter a Zero. If Yes, Enter the Number of Estimated Hours Per Month on Average	0
Office Manager	Phyllis Glover
Primary Office Street Address	828 S. Irma Blvd. #102
City	Gonzales
ZIP	70737
Days of Week Open (M-F) and Office Hours (am -pm)	Mon. - Thurs. 8:30 a.m. - 12:00 noon and 1:00 p.m. - 4:30 p.m. Friday 8:30 a.m. - 12:00 noon.
Primary Phone	225-647-9673
Primary Mailing Address	P.O. Box 1119, Gonzales, LA 70707
Primary Fax Number	225-647-9683
Primary Emergency Contact	Tonya B. Clark
Primary Emergency Phone	985-513-2717
Secondary Emergency Contact	Phyllis Glover
Secondary Emergency Phone	225-828-0772
Other District Office(s) Physical and Mailing Addresses and Phone Numbers	Assumption - Assumption Parish Courthouse, 4809 Hwy. 1 Napoleonville, LA 70390; Ascension - Ascension Parish Courthouse, 607 E. Worthy St., Floor 2, Gonzales, LA 70737; St. James - [old courthouse building] 5800 LA-44 Convent, LA 70737
Other District Office Contact Personnel (Primary Only)	Phyllis Glover- 828 S. Irma Blvd. #102, Gonzales, LA 70737
Name of Owner(s) of Office(s)/Building (i.e., Lessor)	Ascension - Ascension Parish Council; Assumption - Assumption Parish Police Jury; St. James - St. Jame Parish Council

If The Office Does Not Own Its Building(s) AND Pays No Rent, Indicate The Source Of Office Space Support	In kind from parish governments in the district
Total Annual Cash Support by Local Appropriation or Tax/Millage (indicate if this figure is an estimate)	None at this time; however, working with local officials to attempt to have current mileages in place allocated to office.
# And Job Titles Of All Staff Whose Wages Are Provided By Local Government	0
Total PDO Staff Costs <u>Provided by Local Government</u>	0
# of Workers with Retirement Benefits <u>Paid by Local Government</u>	0
Total Annual Cost of Retirement Benefits <u>Paid by Local Government</u> (if unknown enter "UNK")	0
# of Workers with Health Benefits Paid by Local Government	0
Total Annual Cost of Health Benefits Paid by Local Government (if unknown enter "UNK")	0
List Any Other Local In-Kind Contributions Or Other Support From Local Government	Electricity, heating, air, and maintenance for all three parishes, and internet access for Assumption and St. James Parishes.
Courts and Locations	District Court (6 Divisions) in Gonzales, Donaldsonville, Napoleonville, and Convent; Ascension Parish Court in Gonzales and Donaldsonville; Juvenile Court in Gonzales, Donaldsonville, Napoleonville, and Convent; Non-Support Court in Gonzales, Donaldsonville, Napoleonville, and Convent.
Number of Divisions/Sections of Criminal Court for Each Court in District (Include District Court, CRIMINAL District Court, City Court, Municipal Court, Mayor's Court, etc.) For Which your Office Provides Representation	Sections A-F [6 Divisions] in Donaldsonville, Gonzales, Convent, and Napoleonville. Juvenile Court has 6 Divisions [A-E and P] meeting in Donaldsonville, Gonzales, Convent, and Napoleonville. One division of Parish Court Misdemeanors for Ascension Parish meeting in Gonzales and Donaldsonville and Misdemeanor Court in all 6 divisions for Assumption in Napoleonville and St. James Parish in Convent.
Name of Adult Detention Facilities in This District	Ascension Parish Jail, Donaldsonville, LA, Assumption Parish Jail, Napoleonville, LA, and St. James Parish Jail, Convent, LA.
Name of Adult Detention Facilities Outside the District Which Hold Clients	Lafourche and St. Mary Correctional Centers house females for Assumption Parish Jail.
Name of Juvenile Detention Facilities In This District	None
Name of Juvenile Detention Facilities Outside the District Which Hold Clients	St. Bernard Juvenile Detention Center, Terrebonne Parish Juvenile Detention Center, Adams County Detention Center and Warren County Juvenile Detention Center.

Do Your Courts Routinely Bring Juveniles Before The Judge In Shackles If They Are Being Held In Detention Or Secure Custody At The Time Of The Hearing? Note That Ch. Code Art. 408 Forbids Routine Shackling	No
District Attorney	Ricky Babin
Chief Judge of Criminal District Court	Steven Tureau
Juvenile Court Judges (Specify District of City Court)	Judge Jason Verdigets - Div. A; Judge Cody Martin - Div. B; Judge John Smith - Div. C; Judge Steven Tureau - Div. D; Judge Keyojuan Gant-Turner - Div. E; Judge Erin Lanoux - Ascension Parish Court Judge.
Drug Court Judges	Judge John Smith has a drug section in Division C Ascension; and, Judge Keyojuan Gant-Turner has a drug section in Division E in St. James Parishes.
Mental Health Court Judges	None
Other Specialty Court	Judge Erin Lanoux - Ascension Parish Court - handles all misdemeanors in Ascension Parish; Patricia Douglas Hearing Officer - Protective Order Court - handles all protective orders in the District; and, Non-Support Court - handles all IV-D child support cases for the district - Hearing Officer Patricia Douglas.
Name of Specialty and Brief Description:	See answer above
Short Term Critical Issue Areas	None
Long-Term Critical Issue Areas and other External Factors (outside of your control) that Negatively Affect the Delivery of Services in Your District	Maintaining DAF and CUF funding and ensuring the steady influx of local funding to be able to employ more contract attorneys in an ever-growing district with increasing serious crimes occurring, as well as garner funding for raises for contract attorneys to keep experienced attorneys and foster long-term working relationships within the district.
2024 Media Coverage and/or Major Accomplishments	Due to excellent working relations with elected officials and the judges, the District Defender rallied the District Attorney and the Chief Judge to favor an increase in Public Defender fees from \$160.00 to \$300.00 per conviction. The judges unanimously agreed, and the fees shall increase effective January 1, 2025. The treatment courts in Ascension and St. James will also begin collecting the \$300 fee per enrollee. Before this time, \$0.00 was collected and allocated to the Public Defender's Office. This will increase local CUF revenue. The District Defender is currently working with the District Attorney to see about the District Attorney's Office collecting a \$5.00 or \$10.00 fee for the District Attorney's Probation Program. The Public Defender's Office receives \$0.00 from defendants who enter the DAPP diversion program.

Describe Supervisory Structure in Your District (For Attorneys and Non-Attorneys)	The District Defender is the only full-time attorney and is a hands-on administrator and supervisor over contract attorneys and support staff. The office manager supervises the secretarial and office staff and reports to the District Defender. Contract attorneys are required to adhere to all provisions of their employment contract and are subject to monitoring by the District Defender on all aspects of their employment contract. A formal annual evaluation is required and performed on each contract employee and full-time W-2 employee.
Medical Benefits for Any Staff, Please Describe, Noting Who Pays For the Benefit	Health, dental, optical and supplemental insurance benefits are provided for all full-time employees, including the District Defender in accordance with the office policy manual and is paid for by the 23rd Judicial District Public Defender's Office.
Number of Cases Involving Children Under Age 18 (prior to April 19, 2024), and Children Under Age 17 (After April 19, 2024) in Your District That Were Directly Filed in Adult Court or Transferred to Adult Court in 2024	8
Number of Cases Involving Children Under Age 18 (prior to April 19, 2024), and Children Under Age 17 (After April 19, 2024) in Your District in Which a Transfer of a Child to Adult Court was Denied	0
Please Provide the Names of All State Representatives and Senators from Your District	Sen. Eddie Lambert, Dist. 18 Ascension/St. James; Sen. Ed Price, Dist. 2 Ascension/Assumption/St. James; Sen. Robert Allain, III Dist. 21 Assumption; Rep. Tony Bacala, Dist. 59 Ascension; Rep. Ken Brass, Dist. 58, Ascension/St. James; Rep. Kathy Edmonston, Dist. 88, Ascension; Rep. Jeff Wiley, Dist. 81, Ascension/St. James; Rep. Beryl Amedee, Dist. 51, Assumption; Rep. Chad Brown, Dist. 60, Assumption.
What Changes Have You Implemented in Your District Office in 2024 That Have Improved the Delivery of Public Defender Services?	In addition to the changes made from last year, which has worked seamlessly, receiving a \$25,000 Legislative Allocation from Senator Ed Price allowed me to make technology upgrades to the office. Now every attorney and staff are equipped with an Apple iPad Air and Apple Pens so that they can utilize electronic dockets and electronic discovery making their files electronic and accessible from any location. I have also installed Microsoft Teams on their iPads so that they have a protected email system as well as Microsoft Office. They can instant message anyone in our organization, as well as utilize research apps such as Lexis and the Defender Data from anywhere. I also have provided them with point and click legal drafting tools in the form of Ayla. I implemented the first website the 23rd PDO ever had which gives clients access to who their attorney is for each division and direct email access to the main office and all of the attorneys and staff. Now clients can fill out applications and pay fees online.

23rd District Defender Office CY 2024 Caseloads & Outcomes

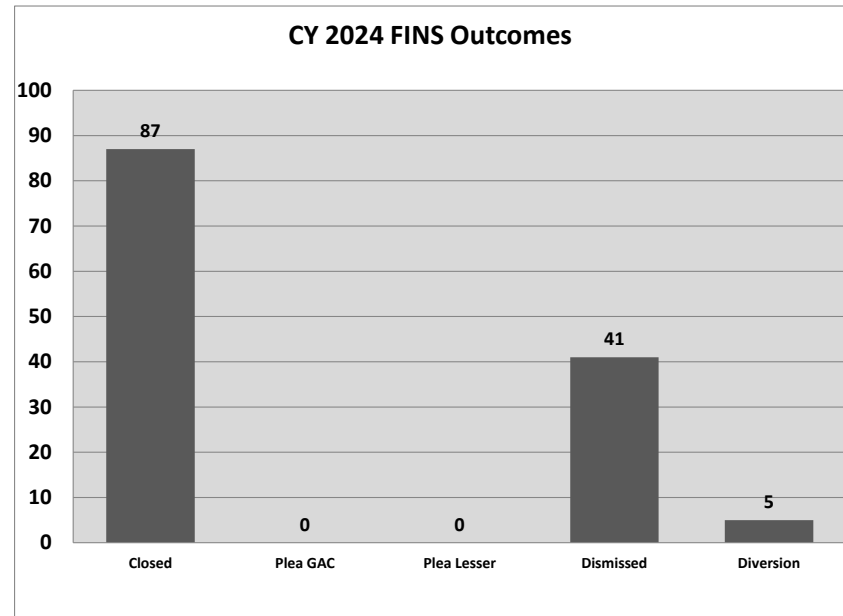
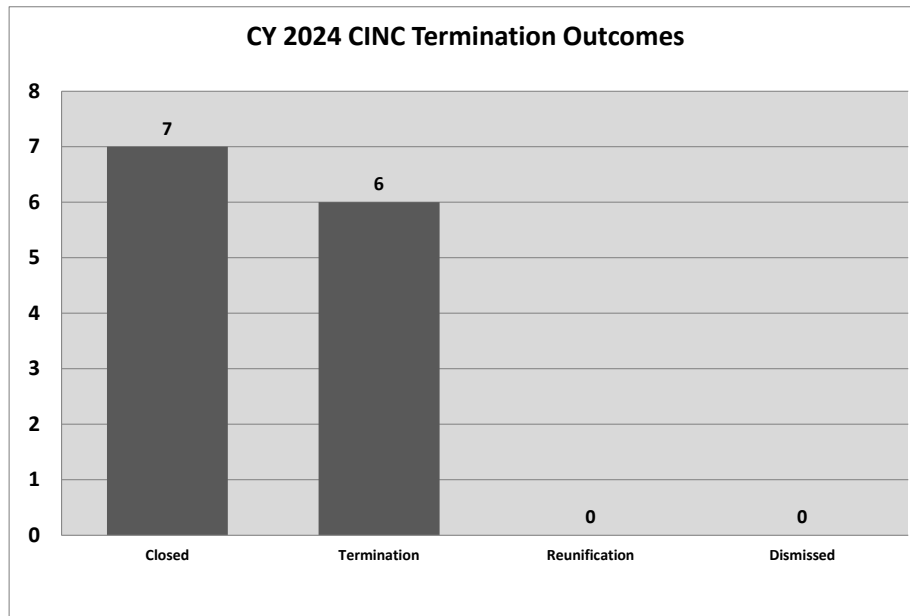
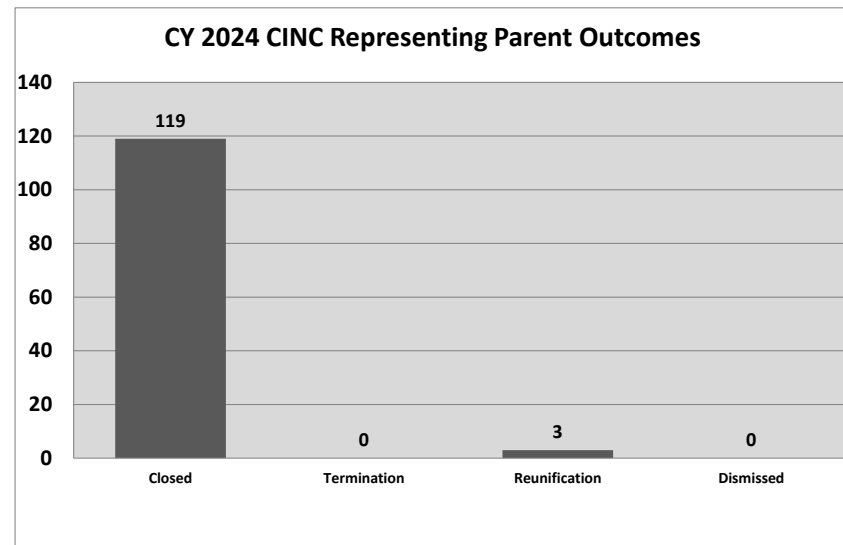
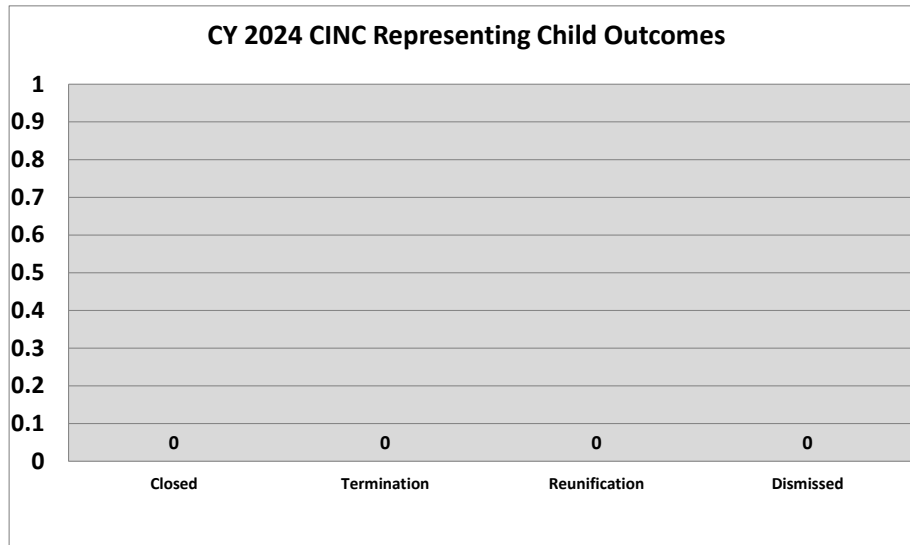
Case Type	New Cases 01/1/2024- 12/31/2024	Closed Cases 01/1/2024- 12/31/2024	Pending Cases* (# of Cases pending on 12/31/2023)	# of Cases pending on 12/31/2023 plus New Cases Received 01/1/2024- 12/31/2024	# Cases Resulting in Termination of Parental Rights	# Cases Resulting in Reunification	# Charges with Admit/Guilty Plea to Current Offense	# Charges with Plea of Guilty to Lesser Charge	# Charges Resulting in Dismissal	# Charges Resulting in Diversion or Deferred Disposition	# Jury Trials: Found Not Guilty	# Jury Trials: Found Guilty	# Judge Trials: Found Not Guilty	# Judge Trials: Found Guilty	Total Trials
Child Support	1	1	2	3	N/A	N/A	N/A	N/A	0	N/A	N/A	N/A	N/A	N/A	0
CINC-Child	0	0	0	0	0	0	N/A	N/A	0	N/A	N/A	N/A	N/A	N/A	0
CINC-Parent	74	119	125	199	0	3	N/A	N/A	0	N/A	N/A	N/A	N/A	N/A	0
Termination	21	7	1	22	6	0	N/A	N/A	0	N/A	N/A	N/A	N/A	N/A	0
FINS	38	87	69	107	N/A	N/A	0	0	41	5	N/A	N/A	N/A	N/A	0
Delinquency Misdemeanor	410	499	215	625	N/A	N/A	13	0	367	17	N/A	N/A	0	0	0
Delinquency Felony	128	151	99	227	N/A	N/A	4	2	99	24	N/A	N/A	0	0	0
Delinquency-Life	6	5	2	8	N/A	N/A	0	2	6	0	N/A	N/A	0	0	0
Juvenile Revocations	0	0	0	0	N/A	N/A	0	0	0	N/A	N/A	N/A	N/A	N/A	0
Adult Misdemeanor*	1193	1281	639	1832	N/A	N/A	441	33	696	0	0	4	1	9	14
Adult Felony Non-LWOP**	1678	1898	1567	3245	N/A	N/A	843	158	1034	0	0	3	0	2	5
Adult LWOP	15	15	25	40	N/A	N/A	3	2	9	0	0	0	0	0	0
Capital***	0	1	1	1	N/A	N/A	0	0	0	0	0	0	0	0	0
Revocations	4	34	24	28	N/A	N/A	0	0	1	0	N/A	N/A	N/A	N/A	0
PCR	0	2	2	2	N/A	N/A	N/A	N/A	N/A	N/A	N/A	N/A	0	2	2
SOAP	0	0	0	0	N/A	N/A	N/A	N/A	N/A	N/A	N/A	N/A	N/A	N/A	0

NOTE: Charges columns include all charges filed in association with a particular Case Type, regardless of each charge's severity.

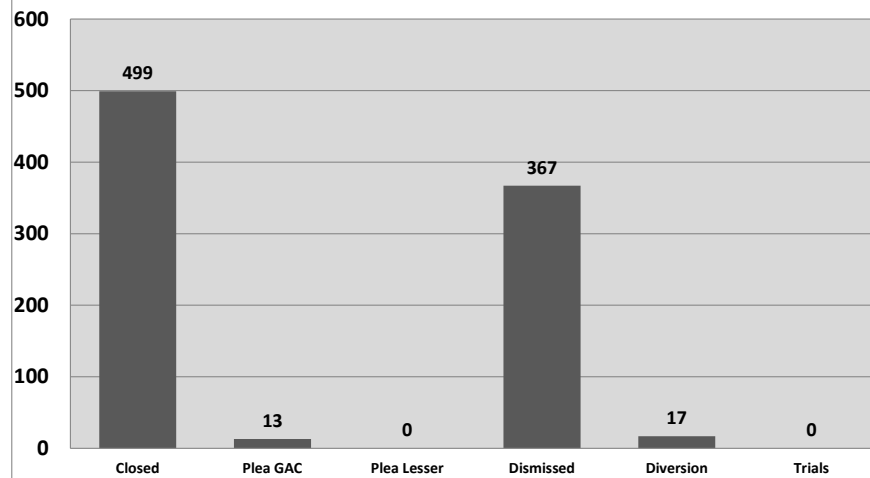
*Includes Traffic, Parish/Municipal Ordinances, Extradition and Unclassified Cases

**Life Without Parole

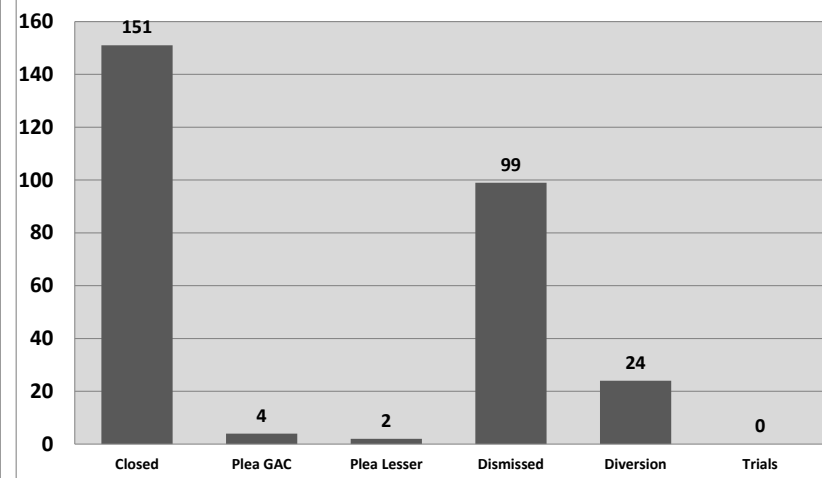
***Capital cases may include cases initially opened by the district office and transferred to a program office at some later stage in the proceedings.



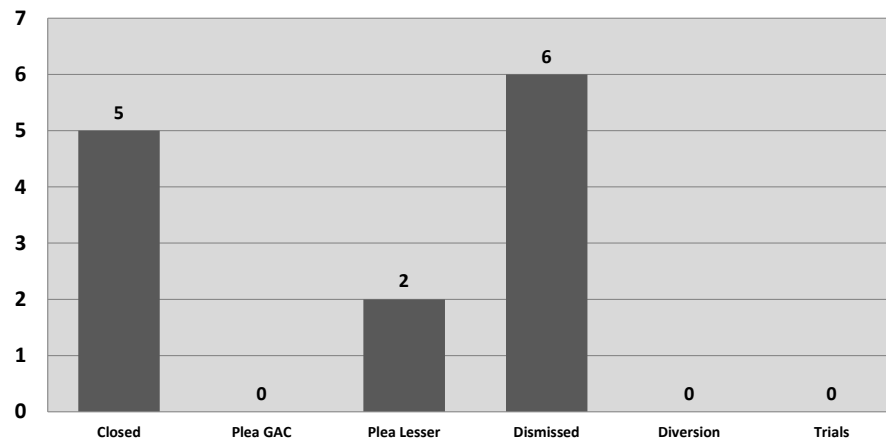
CY 2024 Delinquency Misdemeanor-Grade Outcomes



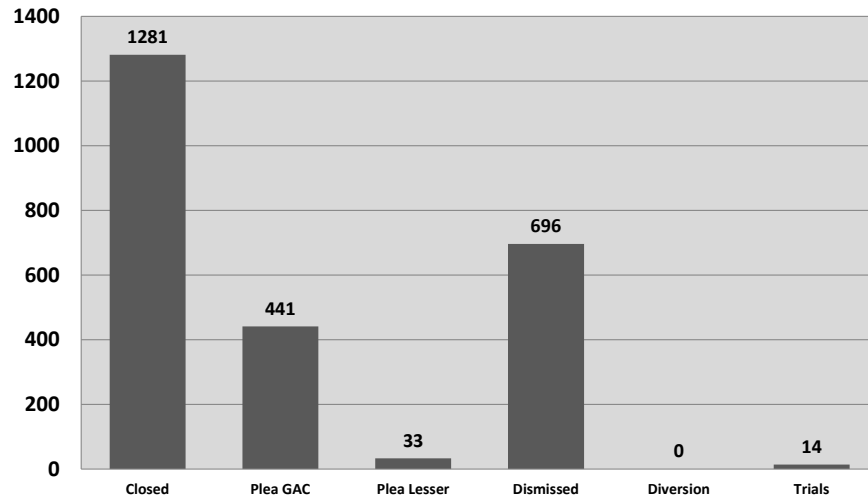
CY 2024 Delinquency Felony-Grade Outcomes



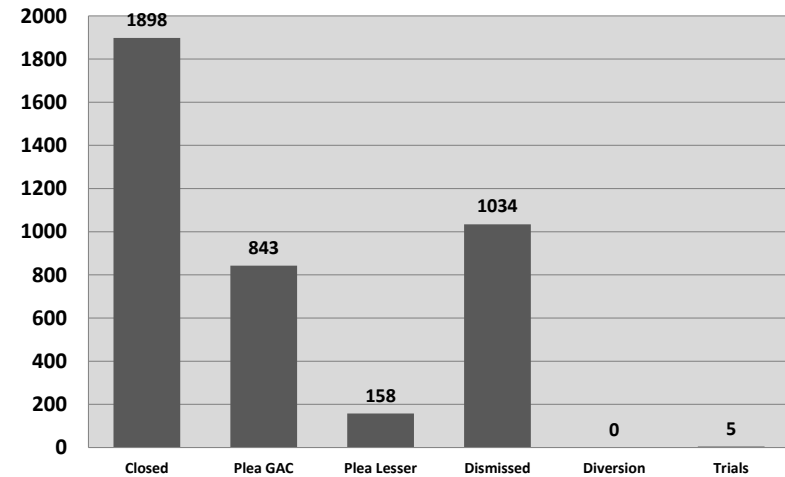
CY 2024 Delinquency Life Outcomes



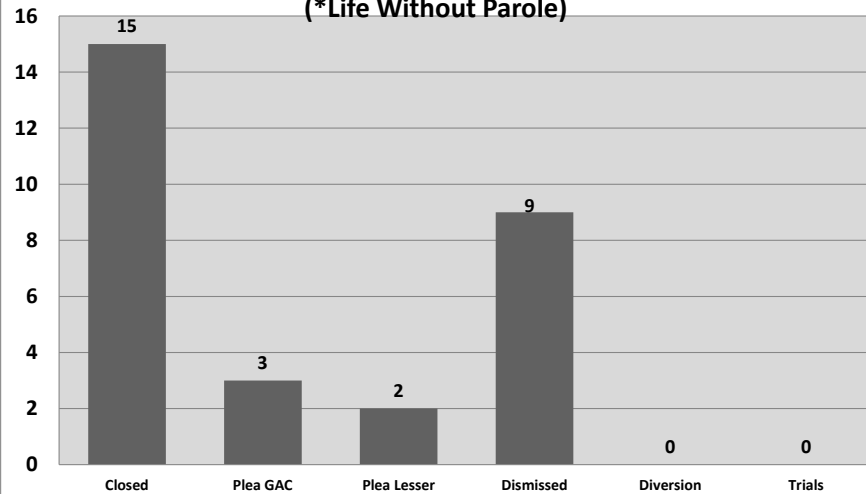
CY 2024 Adult Misdemeanor Outcomes



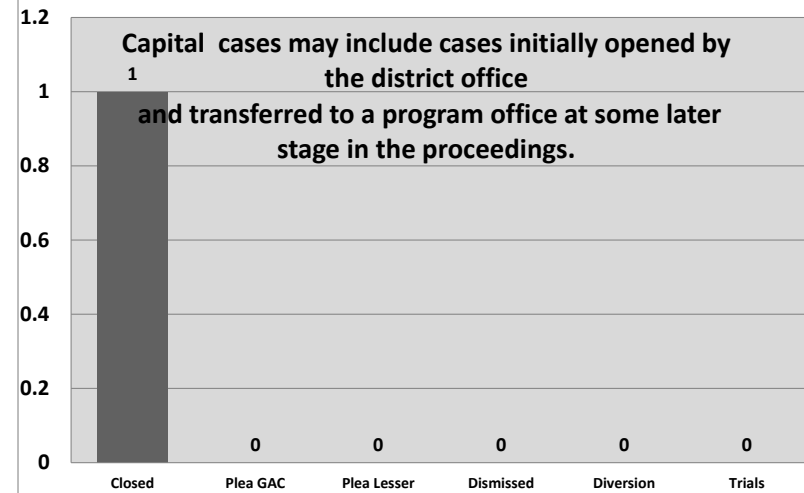
**CY 2024 Adult Felony Non-LWOP* Outcomes
(*Life Without Parole)**



**CY 2024 Adult Felony LWOP* Outcomes
(*Life Without Parole)**



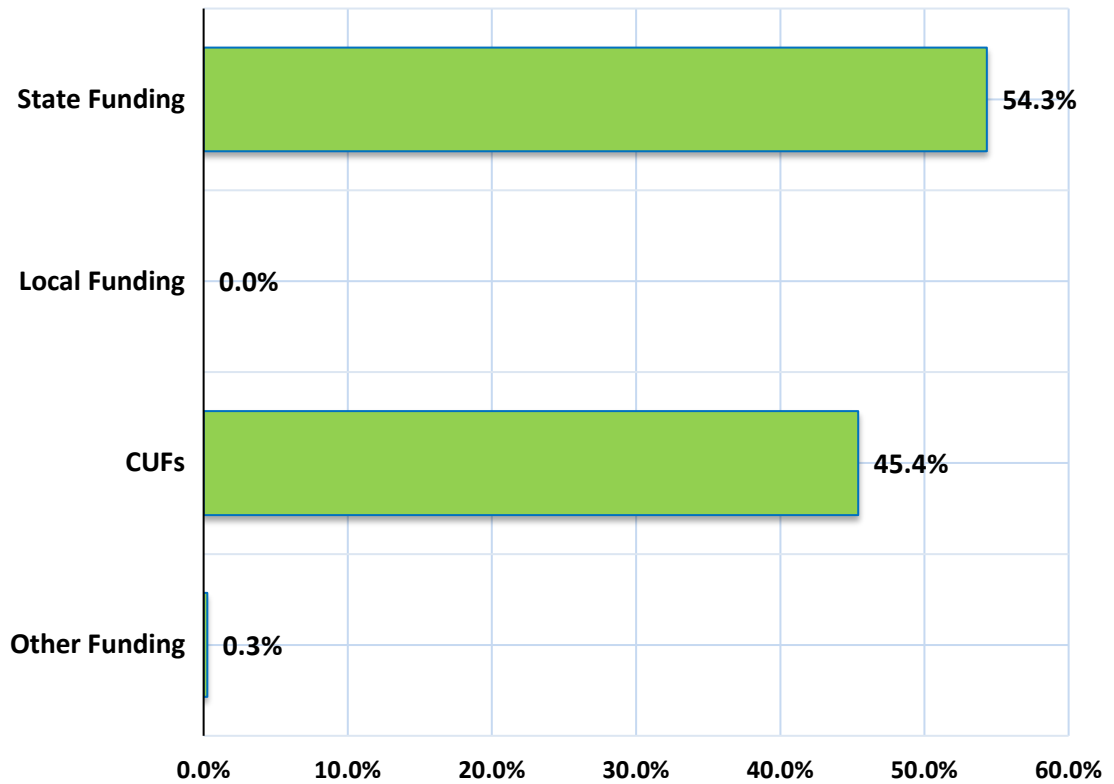
CY 2024 Capital Outcomes



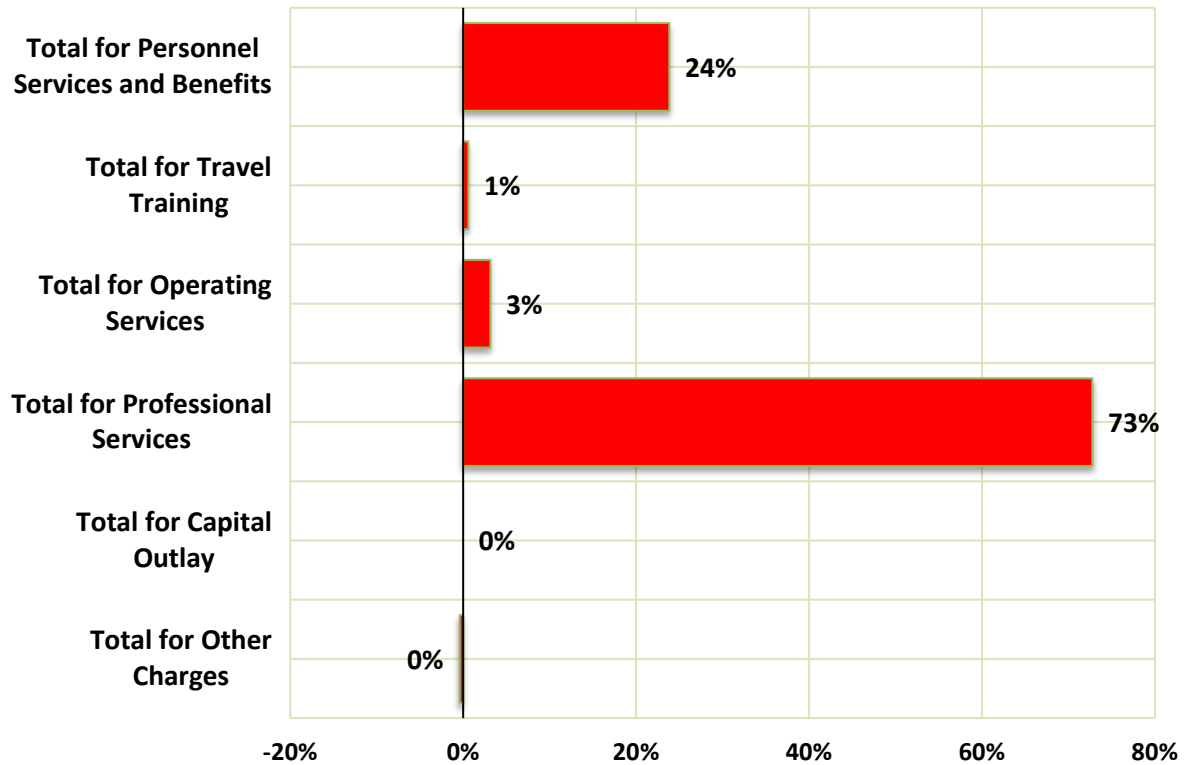
District 23 CY2024	Total CY2024
District Defender: Tonya Clark	
REVENUE	
Federal Government	
Grants - Direct	-
Grants - Indirect (pass thru State)	48,000.00
Total for Federal Government	48,000.00
State Government	
Department of Corrections	-
Child in Need of Care (CINC)	61,666.70
District Assistance Fund (DAF)	765,956.33
Supplemental/Emergency Funds	27,617.55
Grants	-
Other State Income -List source(s)	25,000.00
Total for State Government	880,240.58
Local Government	
Appropriations - General	-
Appropriations - Special	-
Taxes - Millages, Sales, Special, & Other	-
Condition of Probation	-
Criminal Bond Fees [\$2 per bonded case as per 15:85.1] and Surety Bond Licensing Fees [per 22:822 B]	223,951.97
Traffic Camera	-
Grants	-
Other Local Income -List source(s)	-
\$45 Special Court Costs [R.S. 15:168.B(1)] and \$35 Mayor's Court Costs	
Criminal District Court	444,591.55
City & City-Ward Courts	-
Judicial District Courts	-
Juvenile Court	-
Mayor's Court (\$35 Special Court Costs for Mayor's Court Only)	-
Magistrates' Courts	-
Municipal Court	-
Parish Courts	79,295.00
Traffic Court	-
Non-itemized, lump sum collected and remitted by all courts	-
Non-Itemized lump sum assessed by the court; collected and remitted by the Sheriff(s)	-
Non-Itemized lump sum assessed by the court; collected and remitted by the Police Juries	-
Total for \$45 Special Court Costs [R.S. 15:168.B(1)] and \$35 Mayor's Court Costs	523,886.55
Charges For Services	
\$40 Indigent Defense Application Fees [as per 15:175 A (1)(f)]	28,030.00
Partial Attorney Fees Reimbursements [as per 15:176]	-
Other Reimbursements	-
Other Local Income -List source(s)	-
Total for Charges For Services	28,030.00
Total for Local Government	775,868.52
Investment Earnings	
Interest Income	1,338.88
Other Investment Income - List source(s)	-
Total for Investment Earnings	1,338.88
Other Sources (Grants & Contributions)	
Non-Profit Organizations	-
Private Organizations	-
Corporate	-
Other - List source(s)	3,161.07
Total for Other Sources (Grants & Contributions)	3,161.07
Total for REVENUE	1,708,609.05

District 23 CY2024	Total CY2024
District Defender: Tonya Clark	
EXPENDITURES	
Personnel Services and Benefits	
Salaries	265,520.76
Accrued Leave	-
Payroll Taxes	20,312.31
Hospitalization and Disability Insurance	58,863.53
Retirement	-
Other	6,080.36
Total for Personnel Services and Benefits	350,776.96
Travel/Training	
Parking/Auto Tolls	-
Travel/Lodging/Per Diem/Mileage	9,038.33
Total for Travel/Training	9,038.33
Operating Services	
Advertisements	238.83
Workers' Compensation	276.00
Insurance - Malpractice	456.13
Insurance - Auto/Physical Liability	-
Insurance - Other	19,324.21
Lease - Office	-
Lease - Auto/Equipment	606.65
Lease - Other	-
Office Repair and Maintenance	1,062.07
Office - Telephone/Utilities/Postage/Internet	3,293.38
Dues and Seminars	175.00
Law Library/Journals/Subscriptions	3,478.84
Office Supplies	17,500.15
Total for Operating Services	46,411.26
Professional Services	
Audit/Accounting Expense	27,800.00
Contract Clerical	-
Expert Witness	-
Investigators	-
Interpreters	-
Social Workers	-
Capital Representation	-
Conflict	11,287.25
Contract - Juvenile Attorneys or CINC	138,500.05
Misdemeanor Attorney Contracts	45,000.00
Contract Attorneys - all other	847,554.18
IT/Technical Support	-
Total for Professional Services	1,070,141.48
Capital Outlay	
Major Acquisitions	-
Total for Capital Outlay	-
Other Charges	
Other Operating Expenses	(5,793.89)
Total for Other Charges	(5,793.89)
Total for EXPENDITURES	1,470,574.14
<p>"Note that some data in this report may change due to district corrections or revisions."</p>	

CY24 REVENUES



CY24 EXPENDITURES

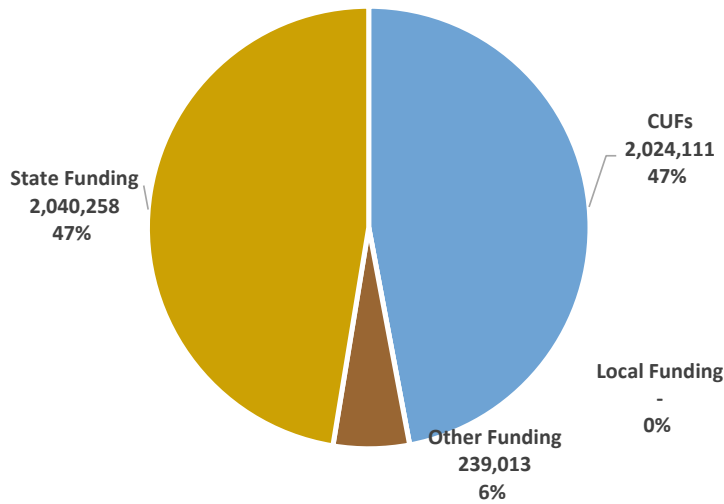




THE 24TH JUDICIAL DISTRICT
PUBLIC DEFENDERS' OFFICE
JEFFERSON (GRETN)

DISTRICT DEFENDER: RICHARD M. TOMPSON
848 2ND STREET, 3RD FLOOR
GRETN, LA 70053
(504) 364-2824

2024 Funding Sources

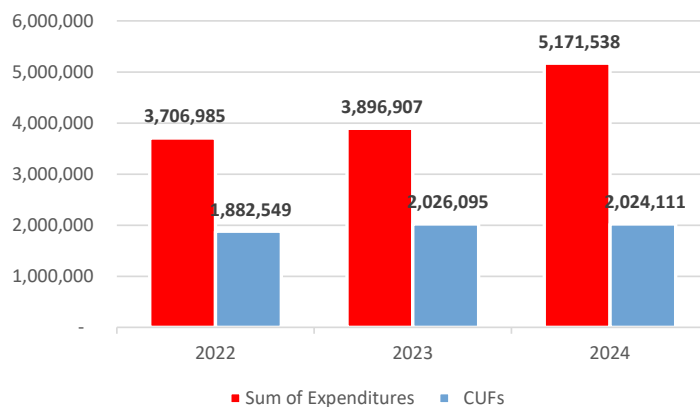


In 2024, the 24th Judicial District Office of the Public Defender received \$4,303,381 in total revenues. Of the total revenues received, 47% of funding was derived from Conviction and User Fees (CUFs), which exceeds the statewide average of 31%. Forty-seven percent of district office funding was derived from state supplemental assistance.

Statutory Conviction and User Fees (CUFs) Judicial District Indigent Defender Fund

Revenue Stream	Statutory Authority
Special Court Costs (\$45)	R.S. 15:168(B)
Mayor's Court	R.S. 33:441)
Application Fee (\$40)	R.S. 15:175)
Partial Reimbursement	R.S. 15:176)
Bond Forfeiture	R.S. 15:571.11)
Civil Forfeiture (RICO)	R.S. 15:1356)
Posting of Criminal Bond (\$2)	R.S. 15:85.1)
Commercial Surety Bonds (\$45)	R.S. 22:822)

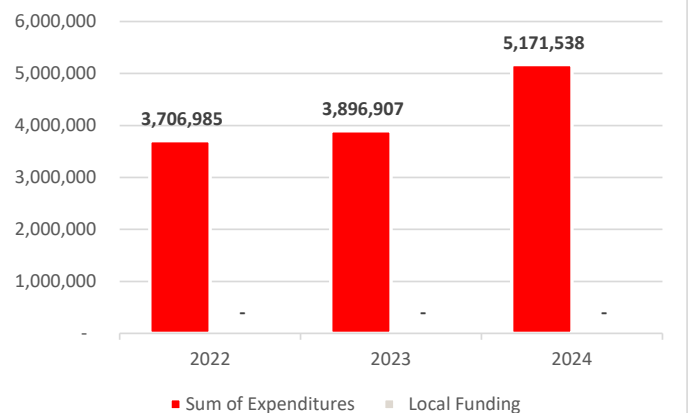
Comparison of 2024 Expenditures to CUFs



Louisiana's Public Defense System is intended to be funded primarily by Conviction and User Fees (CUFs). CUFs are comprised of eight statutes that require district court judges, city court judges, and mayors to assess fines or fees on people who have been convicted of a crime, traffic violation, or ordinance. CUFs are also generated by other actions in the criminal justice system such as bond fees, forfeitures, and application fees.

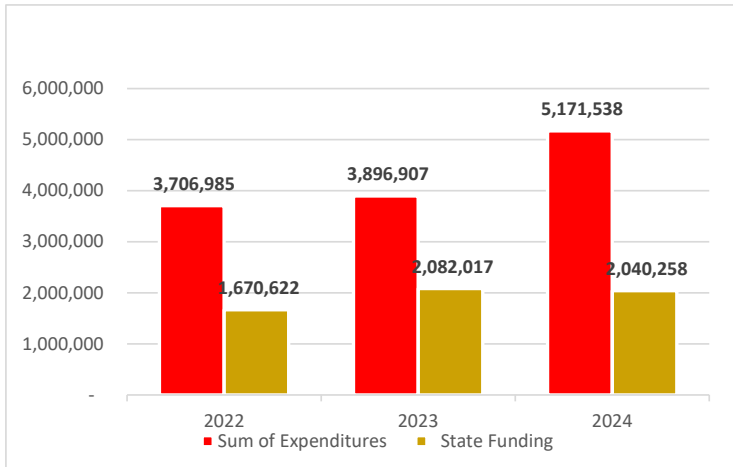
In 2024, the 24th District Office purchased its office space for roughly \$1,000,000. This purchase was made from the district's fund balance without assistance from the Building & Renovation Fund, thus making it difficult to discern the proportion of general office expenditures that were paid by CUFs. Typically CUFs cover about 50% of the office's expenses.

Comparison of 2024 Expenditures to Local Revenues



The 24th Judicial District Office of the Public Defender did not receive any local funding or in-kind support from the local governments within the district during 2024.

Comparison of 2024 Expenditures to State Funding



In 2024, the 24th District Office purchased its office space for roughly \$1,000,000. This purchase was made from the district's fund balance without assistance from the Building & Renovation Fund, thus making it difficult to discern the proportion of general office expenditures that were paid by state funding.

The 24th Judicial District Office of the Public Defender is comprised of a single parish, Jefferson.

Public Defender's represent indigent persons accused of a crime or involved in Child in Need of Care matters across 30 sections of court.

In the 24th Judicial District, Public Defenders handle juvenile delinquency, Child in Need of Care, misdemeanor, felony, and capital cases.

Number of Parishes in the
Judicial District

1

Number of Weighted
Sections of Court

30

District 24 **Total Cases Handled in 2024** → 24,728

Individuals Represented in CY24 → 9,907

Adult Misdemeanors



18,419

Adult Felonies & LWOPs



5,077

Delinq. & FINS Cases



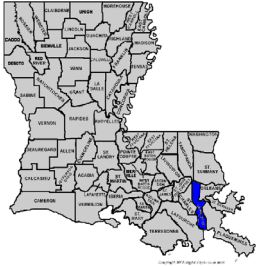
709

CINC & Termination



520

During Calendar Year 2024, the 24th Judicial District Office of the Public Defender represented 9,907 individuals in 24,728 total cases. Undoubtedly, a significant portion of the cases handled during 2024 were rooted in the effects of Louisiana's mental health and substance abuse crises. As the Office of the State Public Defender seeks a stable, reliable, and adequate funding stream that is not reliant on Conviction and User Fees (CUFs) we also seek to have a criminal justice system that we can pay for. A system that focuses on non-carceral rehabilitative interventions when appropriate.



THE 24TH JDC PUBLIC DEFENDERS' OFFICE

Parish(es) & Seat(s)	Jefferson - Gretna
Population	417,524
District Defender	Richard M. Thompson
Years as District Defender	36
Before Becoming District Defender, Years in Public Defense	6
Does the District Defender Maintain a Private Practice? If NO, Simply Enter a Zero. If Yes, Enter the Number of Estimated Hours Per Month on Average	0
Office Manager	Lisa LeBlanc
Primary Office Street Address	848 2nd Street, 3rd Floor
City	Gretna
ZIP	70053
Days of Week Open (M-F) and Office Hours (am -pm)	Monday - Friday 8:30 - 4:30
Primary Phone	504-364-2824
Primary Mailing Address	848 2nd Street, 3rd Floor, Gretna, LA 70053
Primary Fax Number	504-364-2852
Primary Emergency Contact	Richard M. Thompson
Primary Emergency Phone	504-554-9723 Cell
Secondary Emergency Contact	Lisa LeBlanc
Secondary Emergency Phone	504-415-9036
Other District Office(s) Physical and Mailing Addresses and Phone Numbers	First Parish Court, 924 David Dr., Metairie, LA 70003; 504-736-8980; Juvenile Court, 1546 Gretna Blvd., Harvey, LA 70058; 504 367-3500 Ext. 327.
Other District Office Contact Personnel (Primary Only)	Lisa LeBlanc
Name of Owner(s) of Office(s)/Building (i.e., Lessor)	The 24th Judicial District Public Defender Office
If The Office Does Not Own Its Building(s) AND Pays No Rent, Indicate The Source Of Office Space Support	We purchased the Building on November 14, 2024
Total Annual Cash Support by Local Appropriation or Tax/Millage (indicate if this figure is an estimate)	0
# And Job Titles Of All Staff Whose Wages Are Provided By Local Government	0
Total PDO Staff Costs <u>Provided by Local Government</u>	0

# of Workers with Retirement Benefits <u>Paid by Local Government</u>	0
Total Annual Cost of Retirement Benefits <u>Paid by Local Government</u> (if unknown enter "UNK")	0
# of Workers with Health Benefits Paid by Local Government	0
Total Annual Cost of Health Benefits Paid by Local Government (if unknown enter "UNK")	0
List Any Other Local In-Kind Contributions Or Other Support From Local Government	Provides use of council chambers for training sessions at no cost to us.
Courts and Locations	24th JDC, 200 Derbigny St., Gretna, LA 70053; First Parish Court, 924 David Dr., Metairie, LA 70003; 2nd Parish Court, 100 Huey P. Long Ave., Gretna, LA 70053; Juvenile Court, 1546 Gretna Blvd., Harvey, LA 70058; City of Kenner 1801 Williams Blvd., Kenner, LA 70065; Town of Grand Isle, P.O. Box 200., Grand Isle, LA 70358; City of Westwego, 1100 Fourth St., Westwego, LA 70094; City of Harahan, 6437 Jefferson Hwy., Harahan, LA 70123-5035
Number of Divisions/Sections of Criminal Court for Each Court in District (Include District Court, CRIMINAL District Court, City Court, Municipal Court, Mayor's Court, etc.) For Which your Office Provides Representation	District - 16, Parish - 4, Commissioner -2, Magistrate - 1, Juvenile -3, Kenner, Gretna, Harahan, Westwego, Grand Isle.
Name of Adult Detention Facilities in This District	Jefferson Parish Correctional Center
Name of Adult Detention Facilities Outside the District Which Hold Clients	None
Name of Juvenile Detention Facilities In This District	Rivarde Detention Center
Name of Juvenile Detention Facilities Outside the District Which Hold Clients	None
Do Your Courts Routinely Bring Juveniles Before The Judge In Shackles If They Are Being Held In Detention Or Secure Custody At The Time Of The Hearing? Note That Ch. Code Art. 408 Forbids Routine Shackling	Yes
District Attorney	Paul Connick, Jr.
Chief Judge of Criminal District Court	Lee Faulkner
Juvenile Court Judges (Specify District of City Court)	Baron Burmaster, Jennifer Womble, Amanda Calogero
Drug Court Judges	June Darensburg, Lee Faulkner, Ellen Kovach, Adrian Adams, Shayla Beevers-Morvant, Amanda Calogero
Mental Health Court Judges	None
Other Specialty Court	Drug Court, DWI Court, Re-Entry, SAS Court & Family Preservation Court

Name of Specialty and Brief Description:	These courts are basically treatment courts for defendants charged with drug offenses and DWI. Re-Entry Court provides an avenue and training for inmates to re-enter society after a minimum sentence is served.
Short Term Critical Issue Areas	None
Long-Term Critical Issue Areas and other External Factors (outside of your control) that Negatively Affect the Delivery of Services in Your District	Additional funding to handle capital cases, juvenile transfer cases, and LWOP cases.
2024 Media Coverage and/or Major Accomplishments	Purchased Building
Describe Supervisory Structure in Your District (For Attorneys and Non-Attorneys)	The Deputy District Defender assumes a supervisory role under the District Defender.
Medical Benefits for Any Staff, Please Describe, Noting Who Pays For the Benefit	Medical benefits are no longer provided.
Number of Cases Involving Children Under Age 18 (prior to April 19, 2024), and Children Under Age 17 (After April 19, 2024) in Your District That Were Directly Filed in Adult Court or Transferred to Adult Court in 2024	3 Represented by our office
Number of Cases Involving Children Under Age 18 (prior to April 19, 2024), and Children Under Age 17 (After April 19, 2024) in Your District in Which a Transfer of a Child to Adult Court was Denied	0
Please Provide the Names of All State Representatives and Senators from Your District	Kyle Green, Vincent Cox III, Stephanie Hilferty, John Illg Jr., Timothy Kerner, Rodney Lyons, Joseph Orgeron, Joseph Stagni, Polly Thomas, Debbie Villio, Laurie Schlegel. Senators: Joseph Bouie, Gary Carter, Patrick Connick, Cameron Henry, Gregory Miller, Kirk Talbot.
What Changes Have You Implemented in Your District Office in 2024 That Have Improved the Delivery of Public Defender Services?	Training for less experienced lawyers including monthly meetings and the use of ULM training.

24th District Defender Office CY 2024 Caseloads & Outcomes

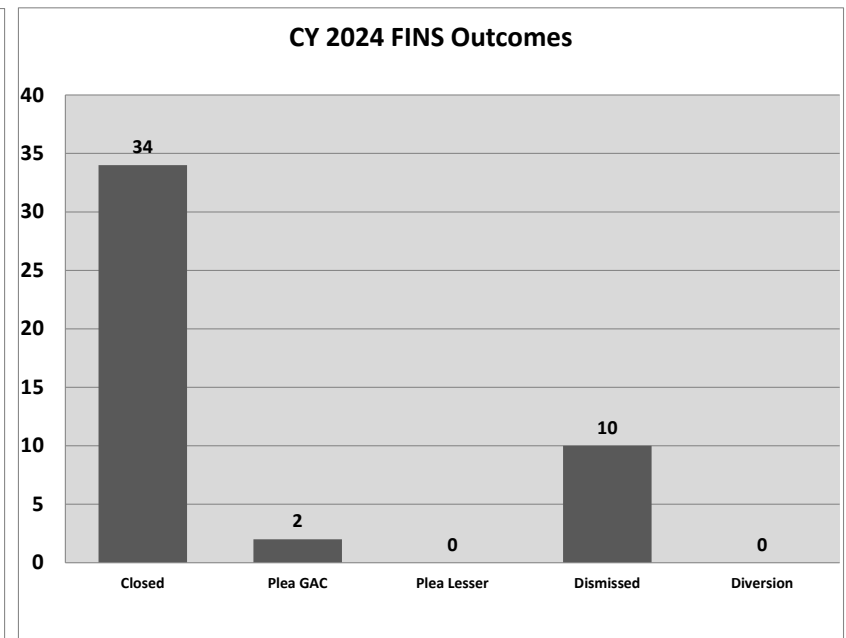
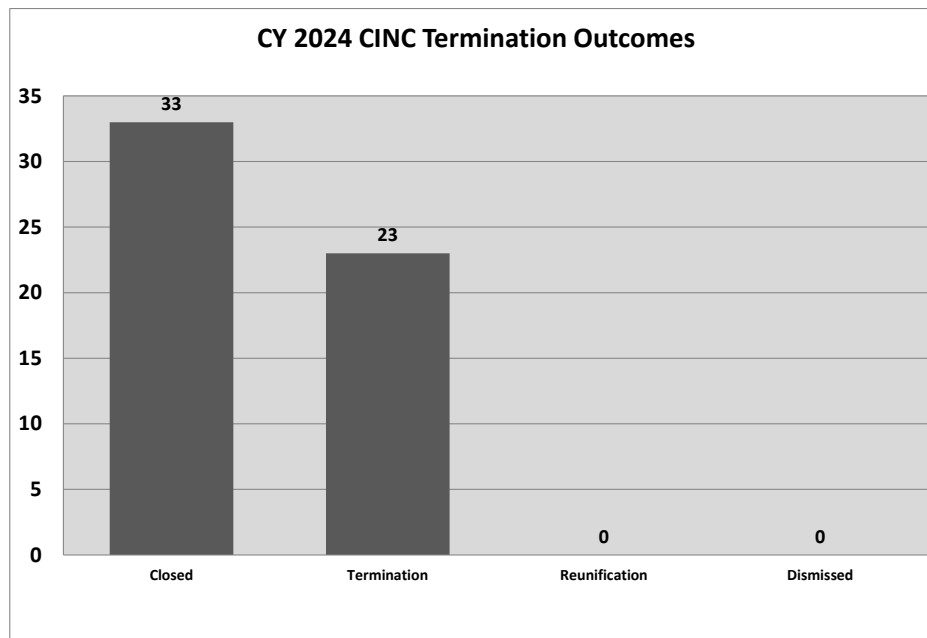
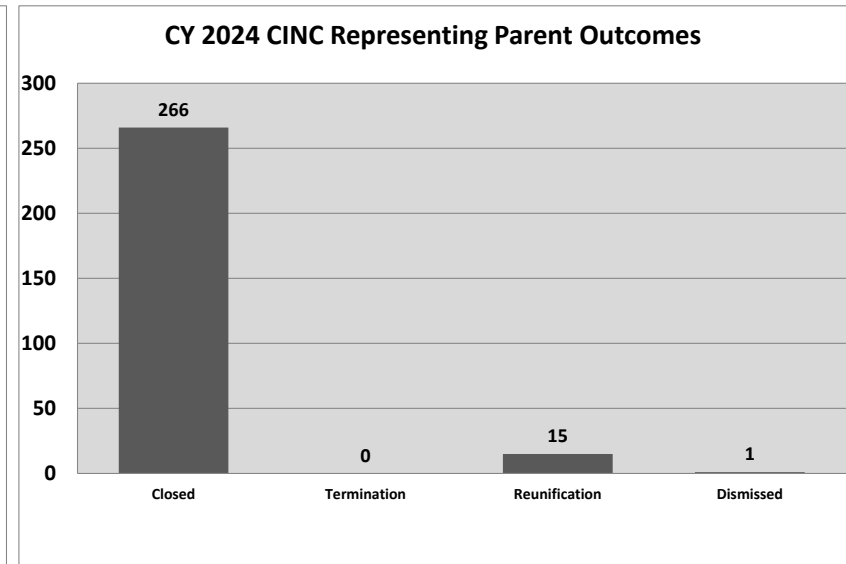
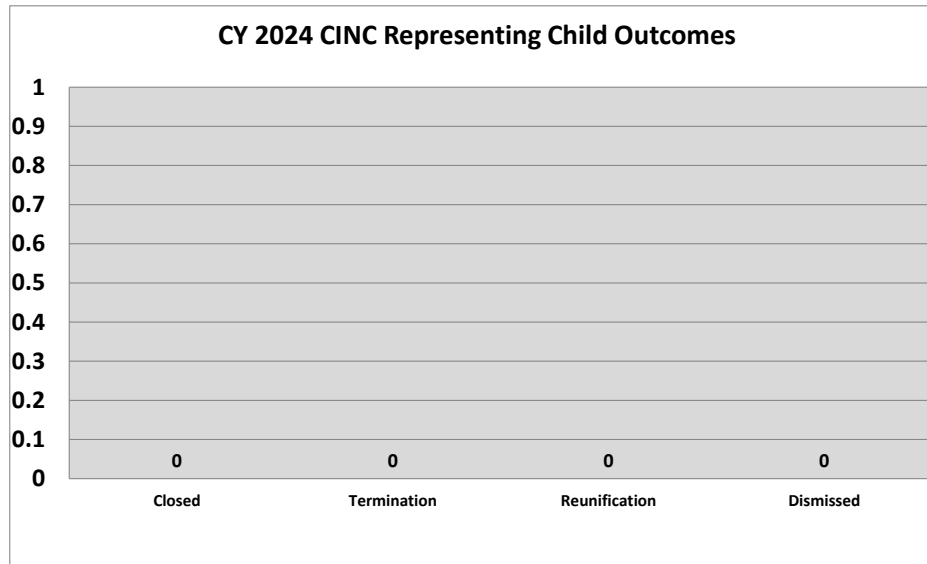
Case Type	New Cases 01/1/2024- 12/31/2024	Closed Cases 01/1/2024- 12/31/2024	Pending Cases* (# of Cases pending on 12/31/2023)	# of Cases pending on 12/31/2023 plus New Cases Received 01/1/2024- 12/31/2024	# Cases Resulting in Termination of Parental Rights	# Cases Resulting in Reunification	# Charges with Admit/Guilty Plea to Current Offense	# Charges with Plea of Guilty to Lesser Charge	# Charges Resulting in Dismissal	# Charges Resulting in Diversion or Deferred Disposition	# Jury Trials: Found Not Guilty	# Jury Trials: Found Guilty	# Judge Trials: Found Not Guilty	# Judge Trials: Found Guilty	Total Trials
Child Support	0	0	0	0	N/A	N/A	N/A	N/A	0	N/A	N/A	N/A	N/A	N/A	0
CINC-Child	0	0	0	0	0	0	N/A	N/A	0	N/A	N/A	N/A	N/A	N/A	0
CINC-Parent	235	266	249	484	0	15	N/A	N/A	1	N/A	N/A	N/A	N/A	N/A	0
Termination	28	33	8	36	23	0	N/A	N/A	0	N/A	N/A	N/A	N/A	N/A	0
FINS	47	34	26	73	N/A	N/A	2	0	10	0	N/A	N/A	N/A	N/A	0
Delinquency Misdemeanor	113	103	68	181	N/A	N/A	13	2	32	11	N/A	N/A	0	1	1
Delinquency Felony	260	231	186	446	N/A	N/A	52	11	105	19	N/A	N/A	3	12	15
Delinquency-Life	6	2	1	7	N/A	N/A	0	0	3	0	N/A	N/A	0	0	0
Juvenile Revocations	1	1	1	2	N/A	N/A	0	0	0	N/A	N/A	N/A	N/A	N/A	0
Adult Misdemeanor*	5657	7725	12762	18419	N/A	N/A	1248	81	713	1	0	0	7	17	24
Adult Felony Non-LWOP**	2912	2827	1550	4462	N/A	N/A	1713	257	254	1	4	34	2	5	45
Adult LWOP	48	37	79	127	N/A	N/A	13	6	1	0	1	7	1	2	11
Capital***	3	1	0	3	N/A	N/A	0	0	0	0	0	0	0	0	0
Revocations	331	319	155	486	N/A	N/A	0	0	2	0	N/A	N/A	N/A	N/A	0
PCR	2	1	0	2	N/A	N/A	N/A	N/A	N/A	N/A	N/A	N/A	1	0	1
SOAP	0	0	0	0	N/A	N/A	N/A	N/A	N/A	N/A	N/A	N/A	N/A	N/A	0

NOTE: Charges columns include all charges filed in association with a particular Case Type, regardless of each charge's severity.

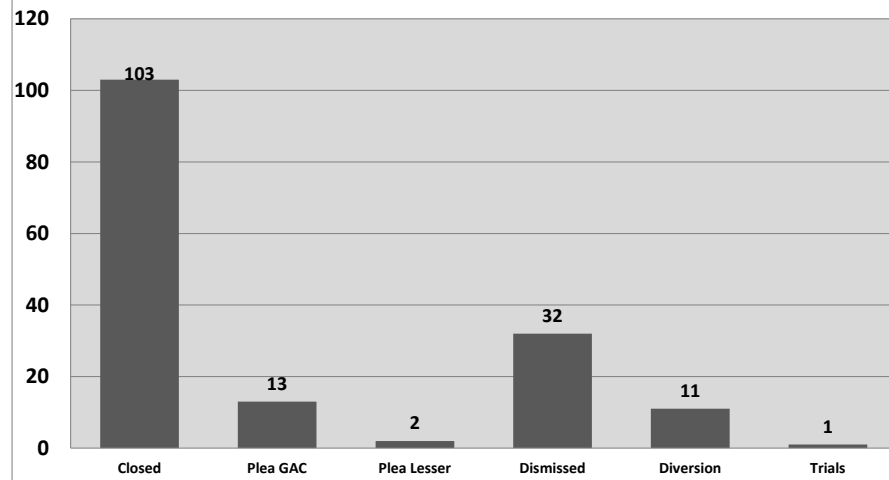
*Includes Traffic, Parish/Municipal Ordinances, Extradition and Unclassified Cases

**Life Without Parole

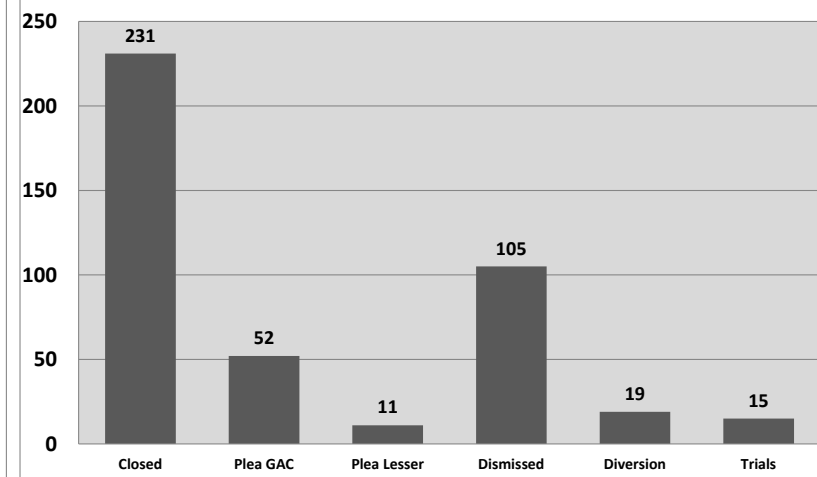
***Capital cases may include cases initially opened by the district office and transferred to a program office at some later stage in the proceedings.



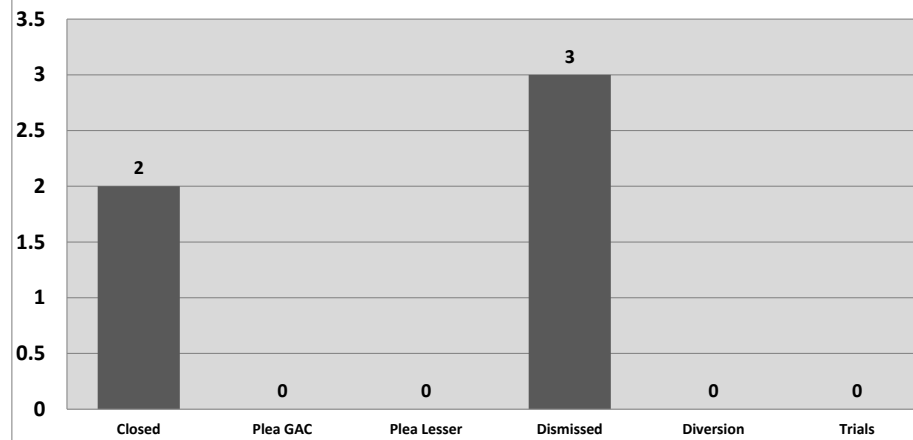
CY 2024 Delinquency Misdemeanor-Grade Outcomes



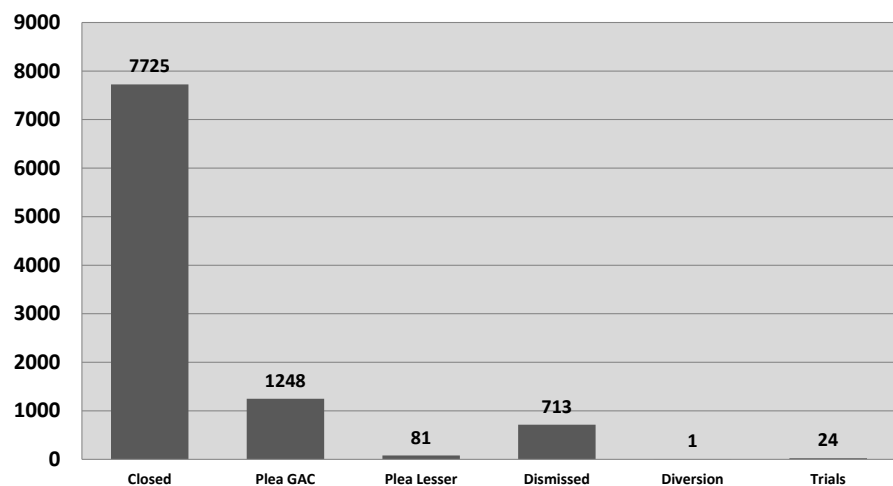
CY 2024 Delinquency Felony-Grade Outcomes



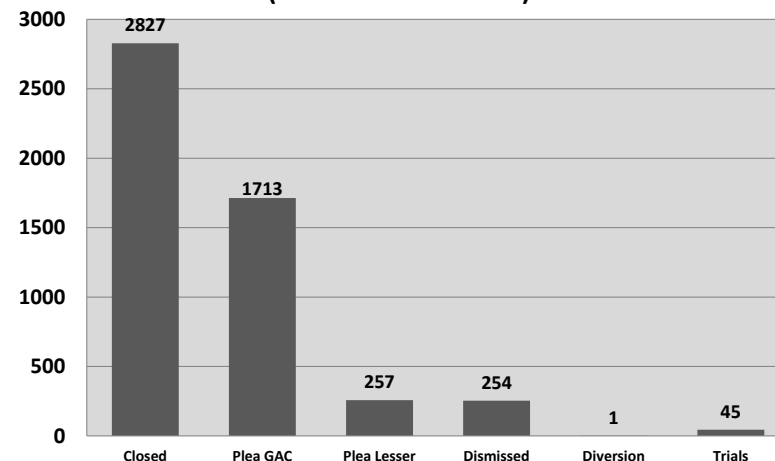
CY 2024 Delinquency Life Outcomes



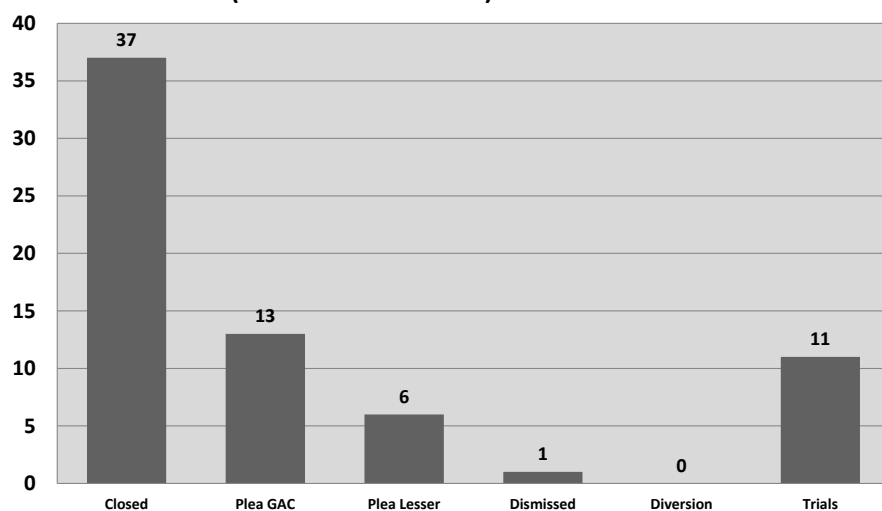
CY 2024 Adult Misdemeanor Outcomes



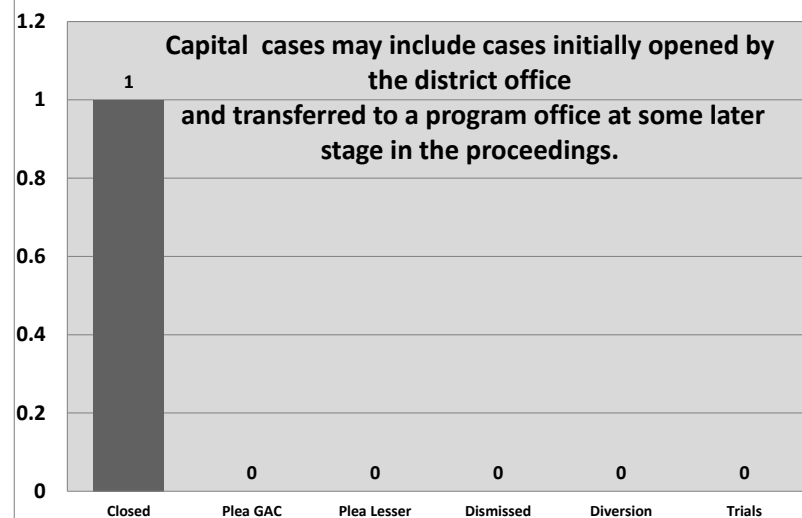
**CY 2024 Adult Felony Non-LWOP* Outcomes
(*Life Without Parole)**



**CY 2024 Adult Felony LWOP* Outcomes
(*Life Without Parole)**



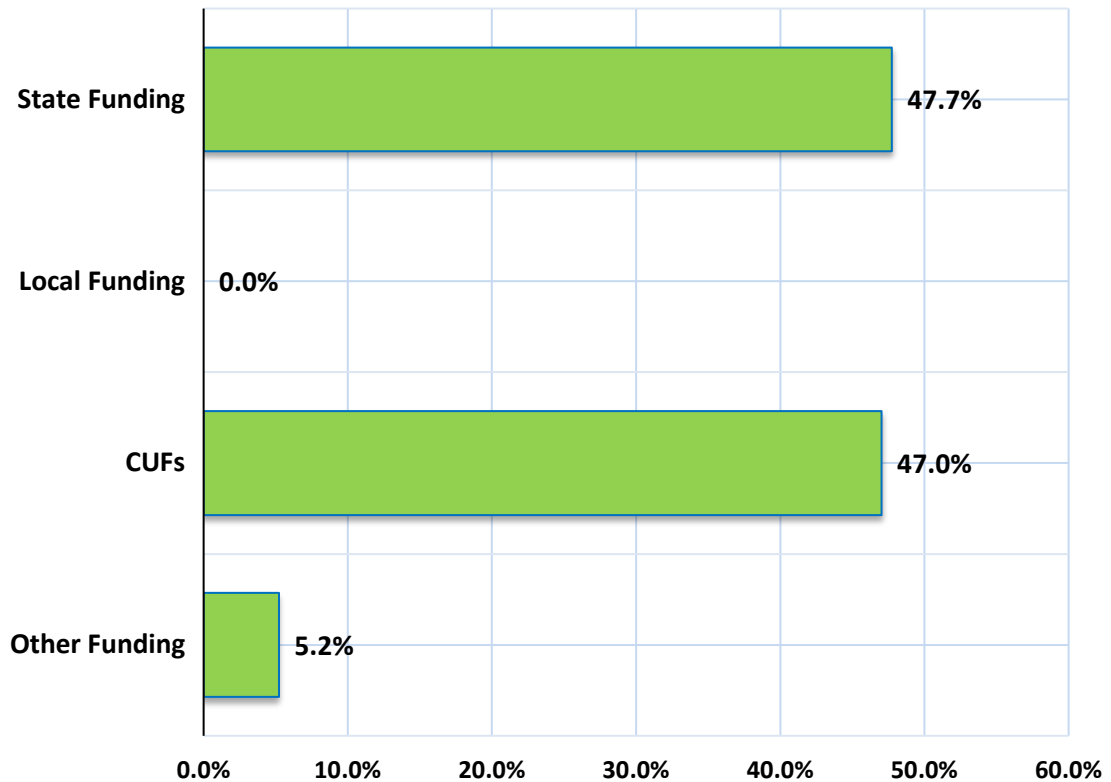
CY 2024 Capital Outcomes



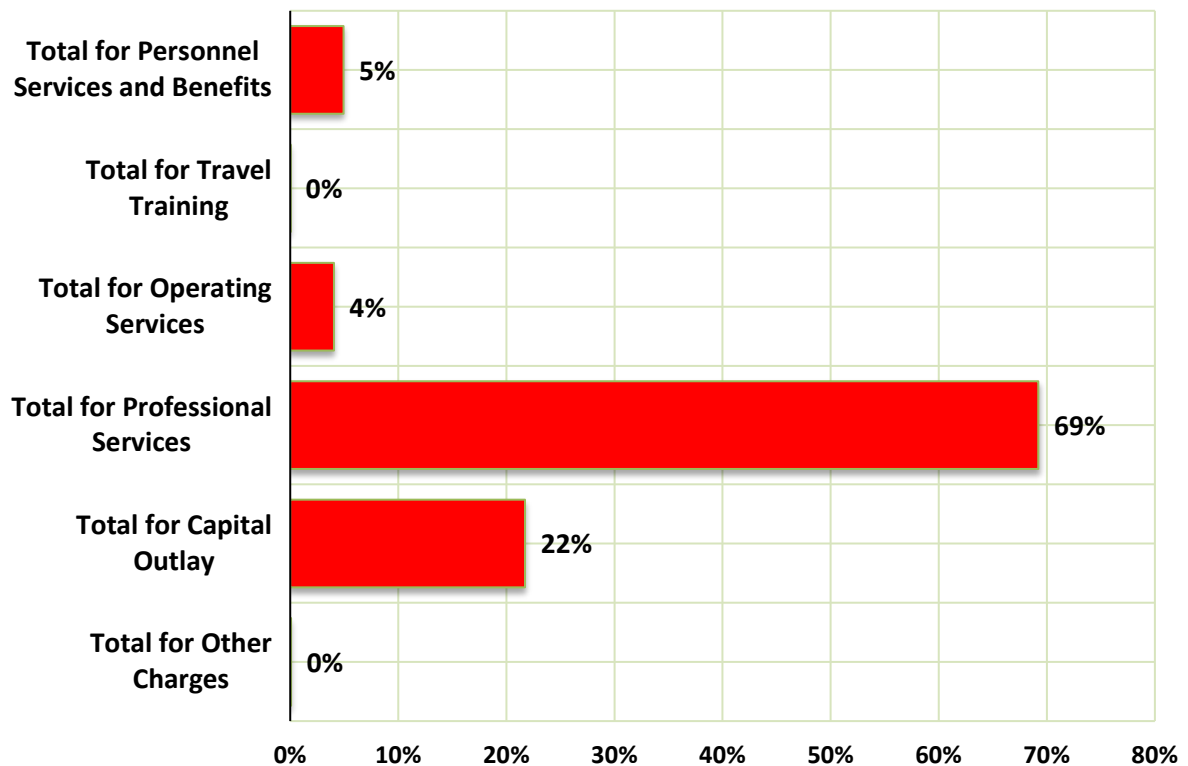
District 24 CY2024	Total CY2024
District Defender: Richard M. Tompson	
REVENUE	
Federal Government	
Grants - Direct	-
Grants - Indirect (pass thru State)	-
Total for Federal Government	-
State Government	
Department of Corrections	-
Child in Need of Care (CINC)	111,000.24
District Assistance Fund (DAF)	1,862,741.72
Supplemental/Emergency Funds	66,516.14
Grants	-
Other State Income -List source(s)	14,338.18
Total for State Government	2,054,596.28
Local Government	
Appropriations - General	-
Appropriations - Special	-
Taxes - Millages, Sales, Special, & Other	-
Condition of Probation	-
Criminal Bond Fees [\$2 per bonded case as per 15:85.1] and Surety Bond Licensing Fees [per 22:822 B]	415,460.05
Traffic Camera	-
Grants	70,000.08
Other Local Income -List source(s)	-
\$45 Special Court Costs [R.S. 15:168.B(1)] and \$35 Mayor's Court Costs	-
Criminal District Court	-
City & City-Ward Courts	494,173.40
Judicial District Courts	83,794.42
Juvenile Court	1,575.50
Mayor's Court (\$35 Special Court Costs for Mayor's Court Only)	-
Magistrates' Courts	-
Municipal Court	32,982.96
Parish Courts	950,334.21
Traffic Court	-
Non-itemized, lump sum collected and remitted by all courts	-
Non-Itemized lump sum assessed by the court; collected and remitted by the Sheriff(s)	-
Non-Itemized lump sum assessed by the court; collected and remitted by the Police Juries	-
Total for \$45 Special Court Costs [R.S. 15:168.B(1)] and \$35 Mayor's Court Costs	1,562,860.49
Charges For Services	
\$40 Indigent Defense Application Fees [as per 15:175 A (1)(f)]	45,790.00
Partial Attorney Fees Reimbursements [as per 15:176]	-
Other Reimbursements	2,426.47
Other Local Income -List source(s)	5,302.00
Total for Charges For Services	53,518.47
Total for Local Government	2,101,839.09
Investment Earnings	
Interest Income	146,946.40
Other Investment Income - List source(s)	-
Total for Investment Earnings	146,946.40
Other Sources (Grants & Contributions)	
Non-Profit Organizations	-
Private Organizations	-
Corporate	-
Other - List source(s)	-
Total for Other Sources (Grants & Contributions)	-
Total for REVENUE	4,303,381.77

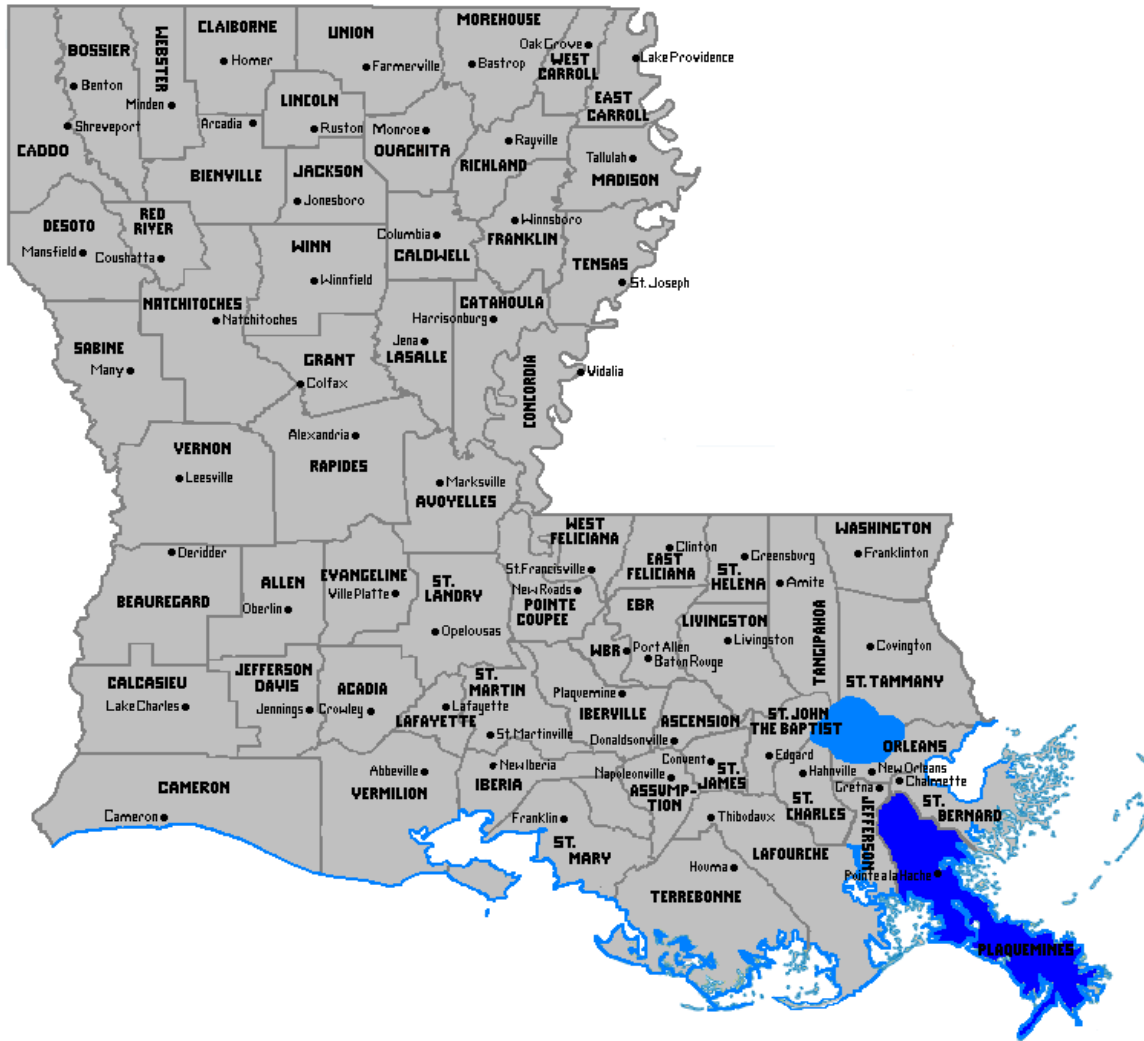
District 24 CY2024	Total CY2024
District Defender: Richard M. Tompson	
EXPENDITURES	
Personnel Services and Benefits	
Salaries	226,719.24
Accrued Leave	-
Payroll Taxes	6,654.30
Hospitalization and Disability Insurance	-
Retirement	21,170.46
Other	-
Total for Personnel Services and Benefits	254,544.00
Travel/Training	
Parking/Auto Tolls	-
Travel/Lodging/Per Diem/Mileage	348.21
Total for Travel/Training	348.21
Operating Services	
Advertisements	-
Workers' Compensation	1,104.00
Insurance - Malpractice	72,983.00
Insurance - Auto/Physical Liability	13,617.91
Insurance - Other	-
Lease - Office	48,500.00
Lease - Auto/Equipment	8,566.90
Lease - Other	-
Office Repair and Maintenance	7,716.59
Office - Telephone/Utilities/Postage/Internet	21,437.56
Dues and Seminars	1,944.43
Law Library/Journals/Subscriptions	9,386.52
Office Supplies	24,044.38
Total for Operating Services	209,301.29
Professional Services	
Audit/Accounting Expense	77,850.00
Contract Clerical	6,489.75
Expert Witness	37,845.97
Investigators	83,430.80
Interpreters	-
Social Workers	-
Capital Representation	174,000.00
Conflict	-
Contract - Juvenile Attorneys or CINC	441,616.64
Misdemeanor Attorney Contracts	273,000.00
Contract Attorneys - all other	2,476,574.83
IT/Technical Support	9,140.84
Total for Professional Services	3,579,948.83
Capital Outlay	
Major Acquisitions	1,123,372.89
Total for Capital Outlay	1,123,372.89
Other Charges	
Other Operating Expenses	4,023.24
Total for Other Charges	4,023.24
Total for EXPENDITURES	5,171,538.46
<p>"Note that some data in this report may change due to district corrections or revisions."</p>	

CY24 REVENUES



CY24 EXPENDITURES

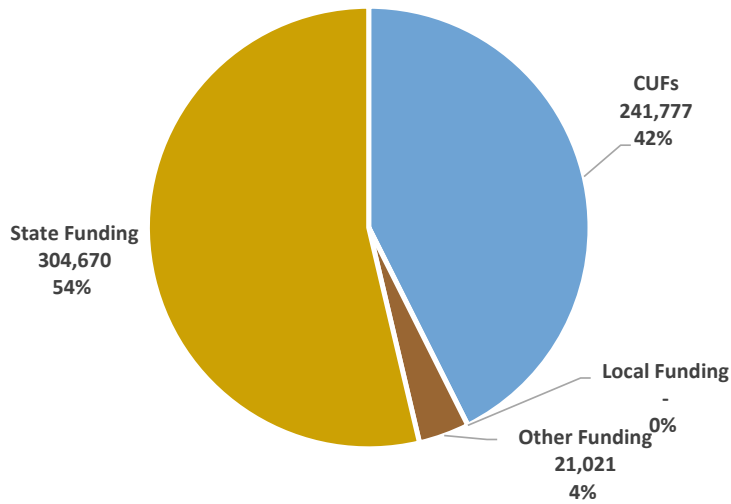




THE 25TH JUDICIAL DISTRICT
PUBLIC DEFENDERS' OFFICE
PLAQUEMINES (POINTE-A-LA-HACHE)

DISTRICT DEFENDER: PAUL FLEMING, INTERIM
301 MAIN ST, SECOND FLOOR
BELLE CHASSE, LA 70037
(504) 934-6921

2024 Funding Sources

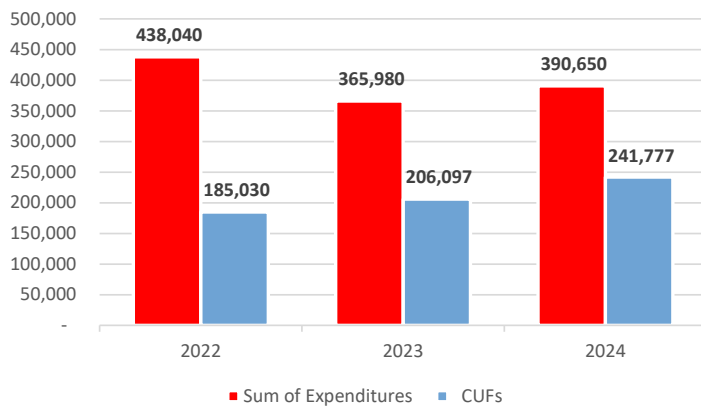


In 2024, the 25th Judicial District Office of the Public Defender received \$567,468 in total revenues. Of the total revenues received, 42% of funding was derived from Conviction and User Fees (CUFs), which exceeds the statewide average of 31%. Fifty-four percent of district office funding was derived from state supplemental assistance. *Please note that some data provided by the district have not been verified by OSPD.

Statutory Conviction and User Fees (CUFs)
Judicial District Indigent Defender Fund

Revenue Stream	Statutory Authority
Special Court Costs (\$45)	R.S. 15:168(B)
Mayor's Court	R.S. 33:441)
Application Fee (\$40)	R.S. 15:175)
Partial Reimbursement	R.S. 15:176)
Bond Forfeiture	R.S. 15:571.11)
Civil Forfeiture (RICO)	R.S. 15:1356)
Posting of Criminal Bond (\$2)	R.S. 15:85.1)
Commercial Surety Bonds (\$45)	R.S. 22:822)

Comparison of 2024 Expenditures to CUFs

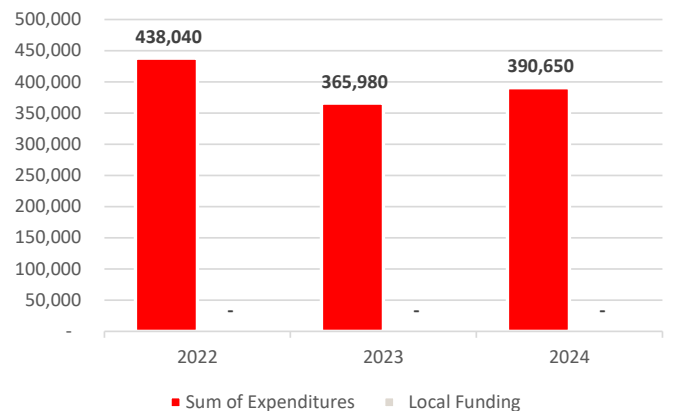


Louisiana's Public Defense System is intended to be funded primarily by Conviction and User Fees (CUFs). CUFs are comprised of eight statutes that require district court judges, city court judges, and mayors to assess fines or fees on people who have been convicted of a crime, traffic violation, or ordinance. CUFs are also generated by other actions in the criminal justice system such as bond fees, forfeitures, and application fees.

In the 25th District, nearly 62% of the office's expenditures are accounted for by CUFs in CY 2024.

*Please note that some data provided by the district have not been verified by OSPD. Some data in this report may change due to district corrections or revisions.

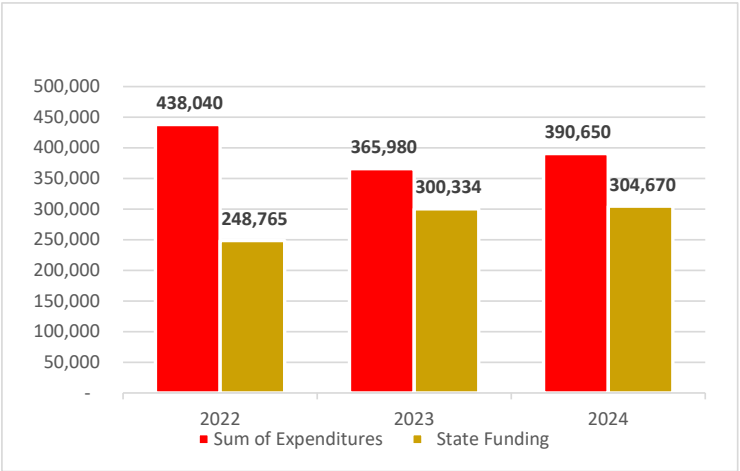
Comparison of 2024 Expenditures to Local Revenues



In 2024, the 25th District Office of the Public Defender did not receive funding from the local government.

However, the office receives in-kind support in the form of office space within the courthouse in Plaquemine Parish.

Comparison of 2024 Expenditures to State Funding



During Calendar Year 2024, the office received state funding totaling nearly 78% of the office's expenditures. State supplemental assistance has increased each of the last two years.

*Please note that some data provided by the district have not been verified by OSPD. Some data in this report may change due to district corrections or revisions.

The 25th Judicial District Office of the Public Defender is comprised of a single parish, Plaquemines.

Public Defender's represent indigent persons accused of a crime or involved in Child in Need of Care matters across 2 sections of court.

In the 25th Judicial District, Public Defenders handle juvenile delinquency, Child in Need of Care, misdemeanor, and felony cases.

Number of Parishes in the
Judicial District

1

Number of Weighted
Sections of Court

2

District 25 Total Cases Handled in 2024 ➡ 1,277

Individuals Represented in CY24 ➡ 993

Adult Misdemeanors

505

Adult Felonies &
LWOPs

684

Delinq. & FINS
Cases

64

CINC &
Termination

24

During Calendar Year 2024, the 25th Judicial District Office of the Public Defender represented 993 individuals in 1,277 total cases. Undoubtedly, a significant portion of the cases handled during 2024 were rooted in the effects of Louisiana's mental health and substance abuse crises. As the Office of the State Public Defender seeks a stable, reliable, and adequate funding stream that is not reliant on Conviction and User Fees (CUFs) we also seek to have a criminal justice system that we can pay for. A system that focuses on non-carceral rehabilitative interventions when appropriate.



THE 25TH JDC PUBLIC DEFENDERS' OFFICE

Parish(es) & Seat(s)	Plaquemines Parish
Population	23,515
District Defender	Paul Fleming Jr (Interim)
Years as District Defender	1.5
Before Becoming District Defender, Years in Public Defense	27 years
Does the District Defender Maintain a Private Practice? If NO, Simply Enter a Zero. If Yes, Enter the Number of Estimated Hours Per Month on Average	10
Office Manager	Briah Haywood
Primary Office Street Address	301 Main St, Second Floor
City	Belle Chasse
ZIP	70037
Days of Week Open (M-F) and Office Hours (am -pm)	M-F; 8:30-4:30
Primary Phone	504-934-6921
Primary Mailing Address	P.O. Box 162 Belle Chasse, LA 70037
Primary Fax Number	n/a
Primary Emergency Contact	Paul Fleming Jr
Primary Emergency Phone	504-500-8125
Secondary Emergency Contact	Andrew Duffy
Secondary Emergency Phone	504-343-3181
Other District Office(s) Physical and Mailing Addresses and Phone Numbers	18055 Highway 15, Point-a-la-hache, LA
Other District Office Contact Personnel (Primary Only)	504-500-8125, 504-222-2446
Name of Owner(s) of Office(s)/Building (i.e., Lessor)	Plaquemines Parish Government
If The Office Does Not Own Its Building(s) AND Pays No Rent, Indicate The Source Of Office Space Support	Parish provides
Total Annual Cash Support by Local Appropriation or Tax/Millage (indicate if this figure is an estimate)	0
# And Job Titles Of All Staff Whose Wages Are Provided By Local Government	0
Total PDO Staff Costs <u>Provided by Local Government</u>	0

# of Workers with Retirement Benefits <u>Paid by Local Government</u>	0
Total Annual Cost of Retirement Benefits <u>Paid by Local Government</u> (if unknown enter "UNK")	0
# of Workers with Health Benefits Paid by Local Government	0
Total Annual Cost of Health Benefits Paid by Local Government (if unknown enter "UNK")	0
List Any Other Local In-Kind Contributions Or Other Support From Local Government	n/a
Courts and Locations	All courts are located at 18055 Hwy 15, Pointe A La Hache, LA 70082, and the Court is in the process of renovating the Courthouse Annex located at 301 Main St, Belle Chasse, LA, for limited use
Number of Divisions/Sections of Criminal Court for Each Court in District (Include District Court, CRIMINAL District Court, City Court, Municipal Court, Mayor's Court, etc.) For Which your Office Provides Representation	Divisions A and B (includes Juvenile and Drug Court)
Name of Adult Detention Facilities in This District	Plaquemines Parish Correctional Center (same as last year), Belle Chasse lockup, Port Sulphur
Name of Adult Detention Facilities Outside the District Which Hold Clients	None
Name of Juvenile Detention Facilities In This District	none
Name of Juvenile Detention Facilities Outside the District Which Hold Clients	St Bernard Juvenile Justice Center
Do Your Courts Routinely Bring Juveniles Before The Judge In Shackles If They Are Being Held In Detention Or Secure Custody At The Time Of The Hearing? Note That Ch. Code Art. 408 Forbids Routine Shackling	Juveniles are often transported in shackles and held in the holding room in shackles. Prior to entering the courtroom the shackles are removed.
District Attorney	Charles Ballay
Chief Judge of Criminal District Court	Judge Kevin D. Conner, Division "A"
Juvenile Court Judges (Specify District of City Court)	Judge Michael D. Clement, Division "B"
Drug Court Judges	Yes, Kevin Conner, Division "A"
Mental Health Court Judges	No
Other Specialty Court	None
Name of Specialty and Brief Description:	n/a
Short Term Critical Issue Areas	None
Long-Term Critical Issue Areas and other External Factors (outside of your control) that Negatively Affect the Delivery of Services in Your District	Reliable funding
2024 Media Coverage and/or Major Accomplishments	Retention of two very experienced attorneys who are able to handle any matters assigned
Describe Supervisory Structure in Your District (For Attorneys and Non-Attorneys)	Paul C Fleming Jr, Interim District Defender; Briah Haywood, office manager

Medical Benefits for Any Staff, Please Describe, Noting Who Pays For the Benefit	No medical expenses paid for anyone at the close of CY 2024
Number of Cases Involving Children Under Age 18 (prior to April 19, 2024), and Children Under Age 17 (After April 19, 2024) in Your District That Were Directly Filed in Adult Court or Transferred to Adult Court in 2024	0
Number of Cases Involving Children Under Age 18 (prior to April 19, 2024), and Children Under Age 17 (After April 19, 2024) in Your District in Which a Transfer of a Child to Adult Court was Denied	0
Please Provide the Names of All State Representatives and Senators from Your District	Sen Gary Carter, Jr; Sen Patrick Connick; Rep Stephen Braud
What Changes Have You Implemented in Your District Office in 2024 That Have Improved the Delivery of Public Defender Services?	The IDD has retained the services of two experienced criminal defense attorneys who are able to handle and try any matters assigned; The IDD has also retained an attorney who will focus on juvenile issues

25th District Defender Office CY 2024 Caseloads & Outcomes

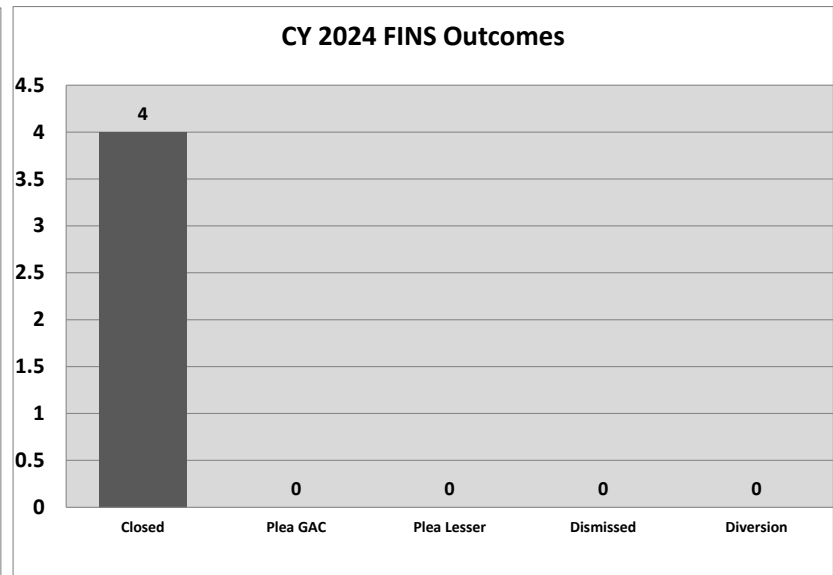

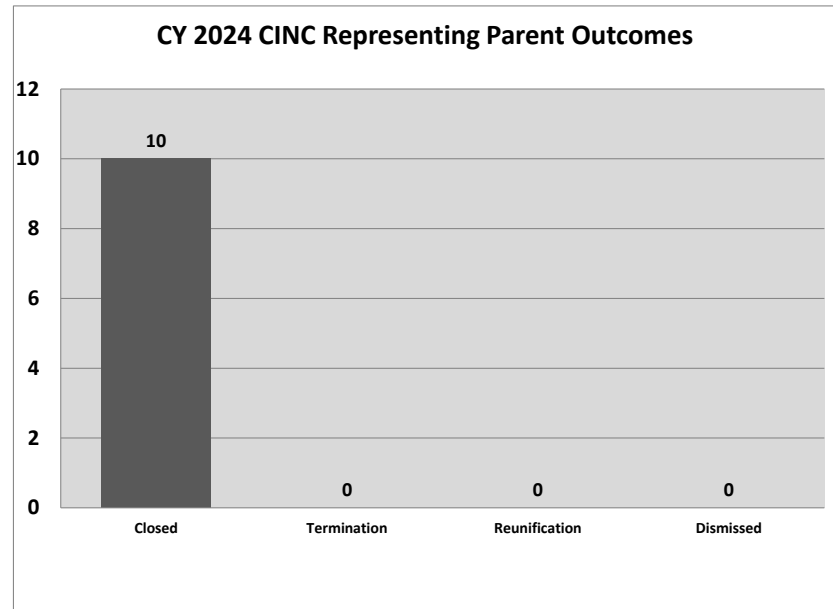
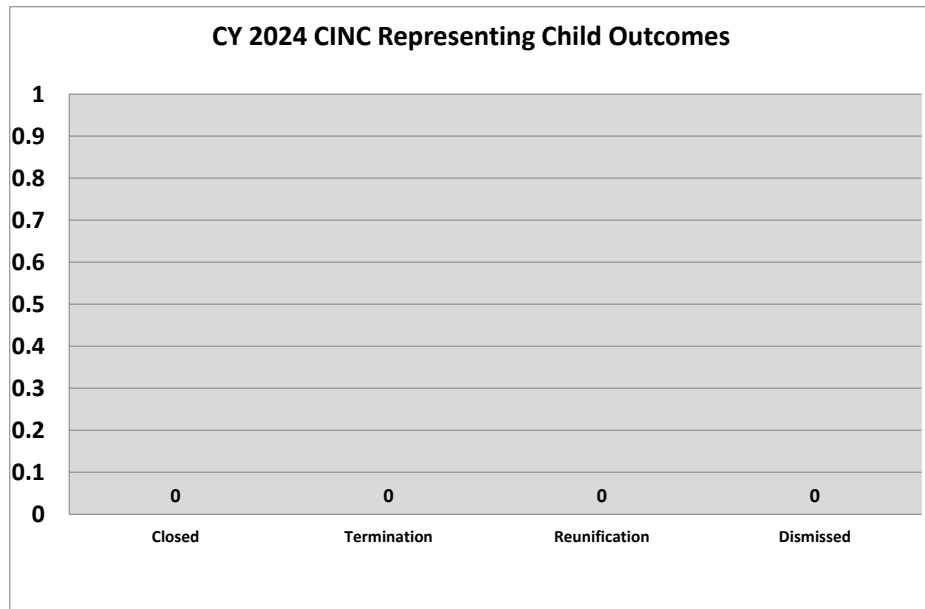
Case Type	New Cases 01/1/2024- 12/31/2024	Closed Cases 01/1/2024- 12/31/2024	Pending Cases* (# of Cases pending on 12/31/2023)	# of Cases pending on 12/31/2023 plus New Cases Received 01/1/2024- 12/31/2024	# Cases Resulting in Termination of Parental Rights	# Cases Resulting in Reunification	# Charges with Admit/Guilty Plea to Current Offense	# Charges with Plea of Guilty to Lesser Charge	# Charges Resulting in Dismissal	# Charges Resulting in Diversion or Deferred Disposition	# Jury Trials: Found Not Guilty	# Jury Trials: Found Guilty	# Judge Trials: Found Not Guilty	# Judge Trials: Found Guilty	Total Trials
Child Support	0	0	0	0	N/A	N/A	N/A	N/A	0	N/A	N/A	N/A	N/A	N/A	0
CINC-Child	0	0	0	0	0	0	N/A	N/A	0	N/A	N/A	N/A	N/A	N/A	0
CINC-Parent	16	10	8	24	0	0	N/A	N/A	0	N/A	N/A	N/A	N/A	N/A	0
Termination	0	0	0	0	0	0	N/A	N/A	0	N/A	N/A	N/A	N/A	N/A	0
FINS	0	4	4	4	N/A	N/A	0	0	0	0	N/A	N/A	N/A	N/A	0
Delinquency Misdemeanor	13	37	31	44	N/A	N/A	1	0	0	0	N/A	N/A	0	0	0
Delinquency Felony	7	9	9	16	N/A	N/A	0	0	0	0	N/A	N/A	0	0	0
Delinquency-Life	0	0	0	0	N/A	N/A	0	0	0	0	N/A	N/A	0	0	0
Juvenile Revocations	0	0	0	0	N/A	N/A	0	0	0	N/A	N/A	N/A	N/A	N/A	0
Adult Misdemeanor*	243	379	262	505	N/A	N/A	25	5	30	0	0	0	0	0	0
Adult Felony Non-LWOP**	292	380	294	586	N/A	N/A	44	14	40	0	0	3	2	6	11
Adult LWOP	0	2	3	3	N/A	N/A	1	0	0	0	0	1	0	0	1
Capital***	0	0	0	0	N/A	N/A	0	0	0	0	0	0	0	0	0
Revocations	11	5	84	95	N/A	N/A	0	0	0	0	N/A	N/A	N/A	N/A	0
PCR	0	0	0	0	N/A	N/A	N/A	N/A	N/A	N/A	N/A	N/A	0	0	0
SOAP	0	0	0	0	N/A	N/A	N/A	N/A	N/A	N/A	N/A	N/A	N/A	N/A	0

NOTE: Charges columns include all charges filed in association with a particular Case Type, regardless of each charge's severity.

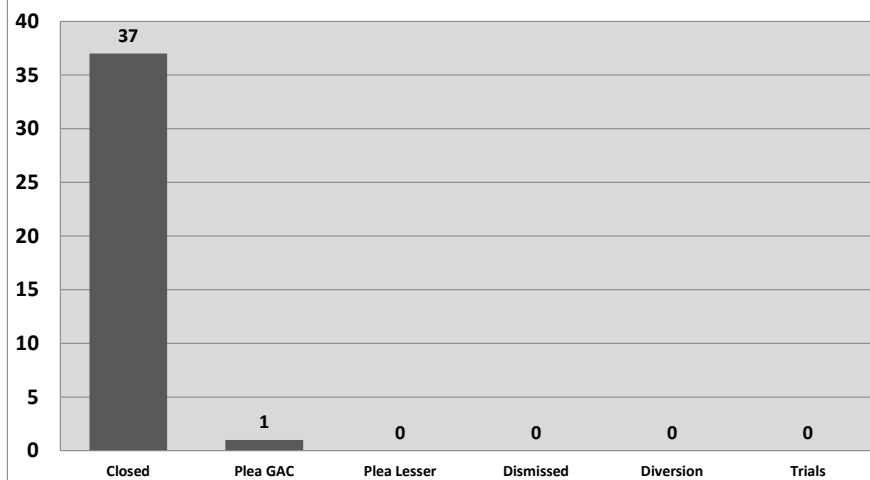
*Includes Traffic, Parish/Municipal Ordinances, Extradition and Unclassified Cases

**Life Without Parole

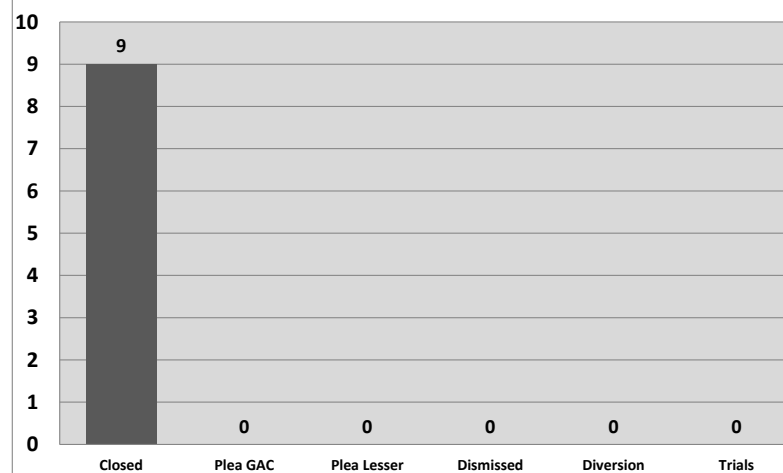
***Capital cases may include cases initially opened by the district office and transferred to a program office at some later stage in the proceedings.



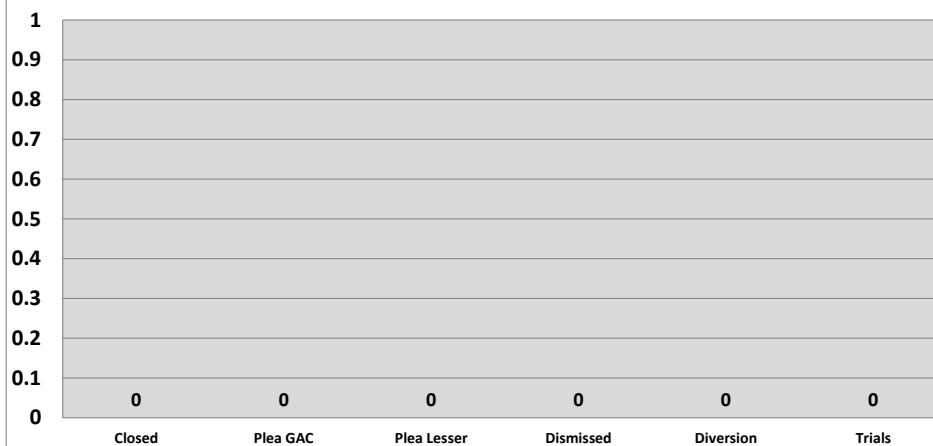
CY 2024 Delinquency Misdemeanor-Grade Outcomes



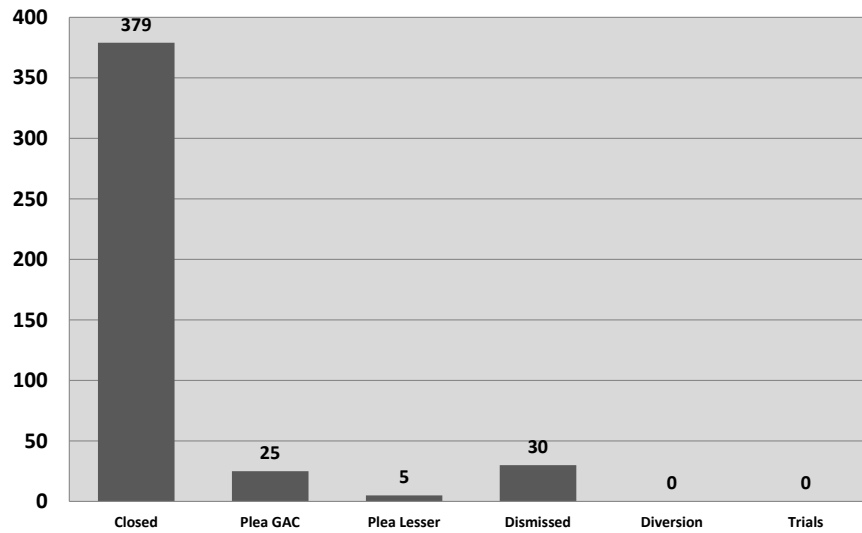
CY 2024 Delinquency Felony-Grade Outcomes



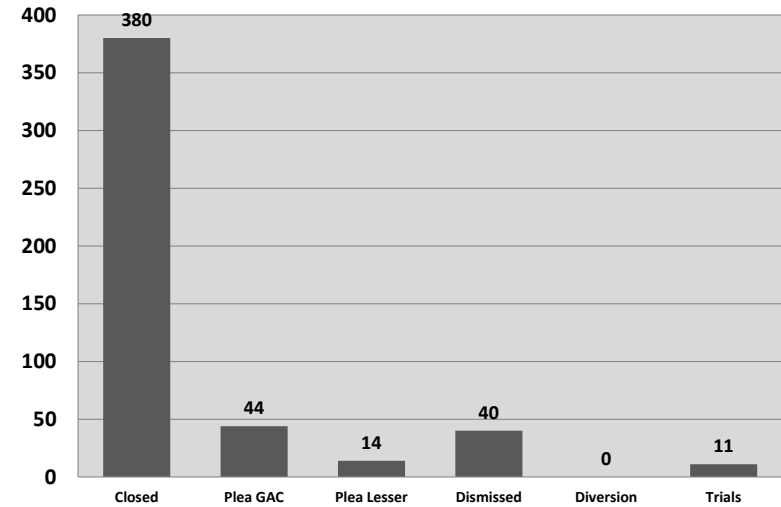
CY 2024 Delinquency Life Outcomes



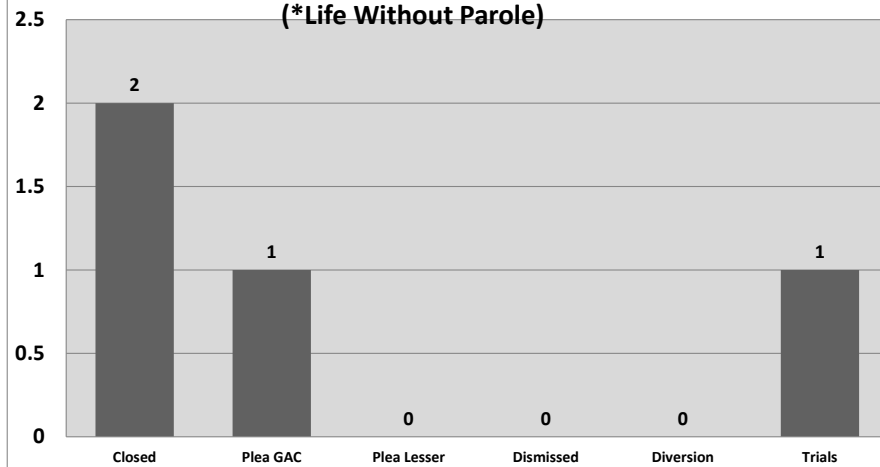
CY 2024 Adult Misdemeanor Outcomes



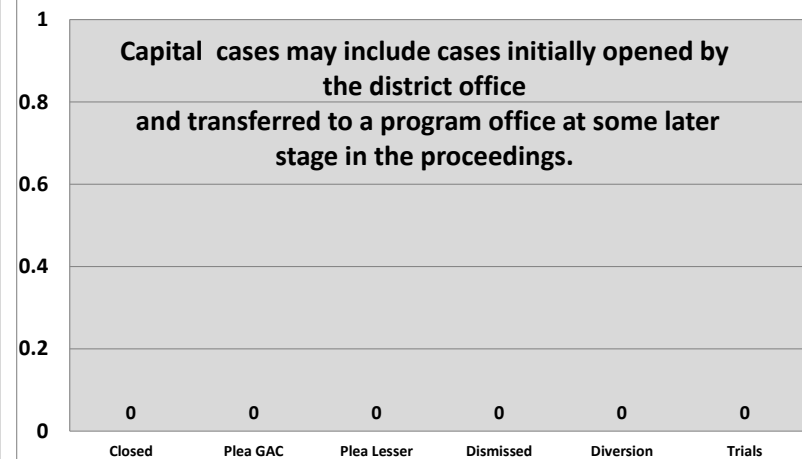
**CY 2024 Adult Felony Non-LWOP* Outcomes
(*Life Without Parole)**



**CY 2024 Adult Felony LWOP* Outcomes
(*Life Without Parole)**



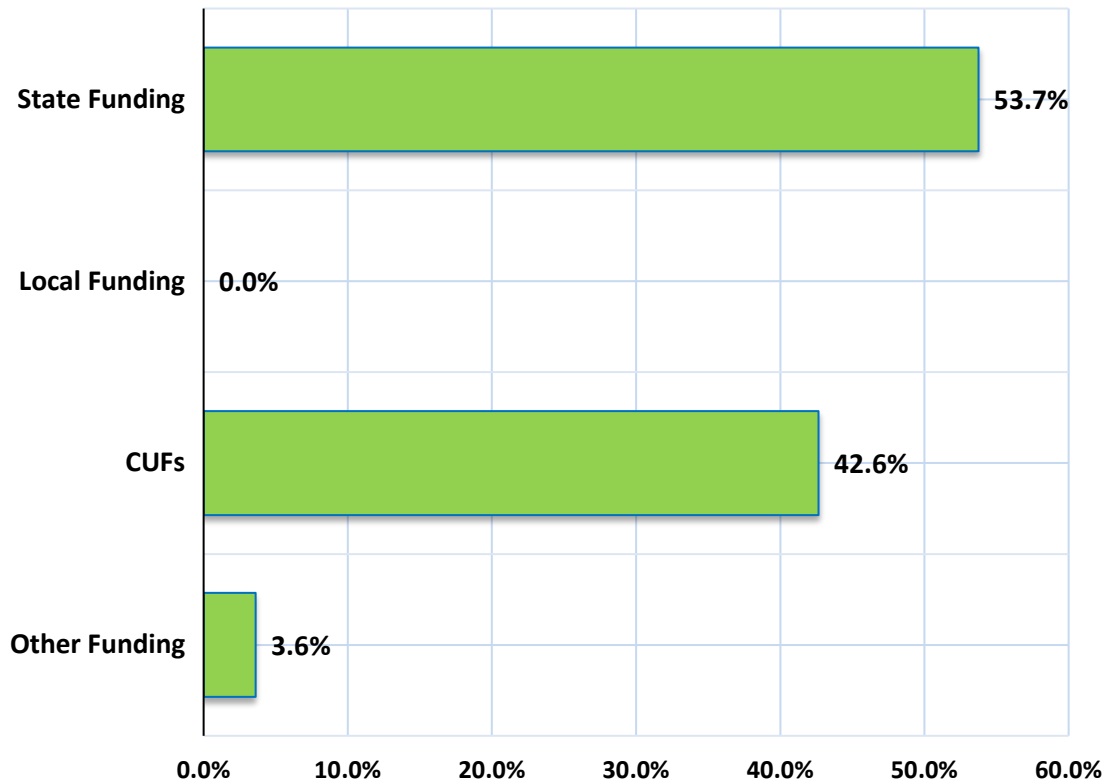
CY 2024 Capital Outcomes



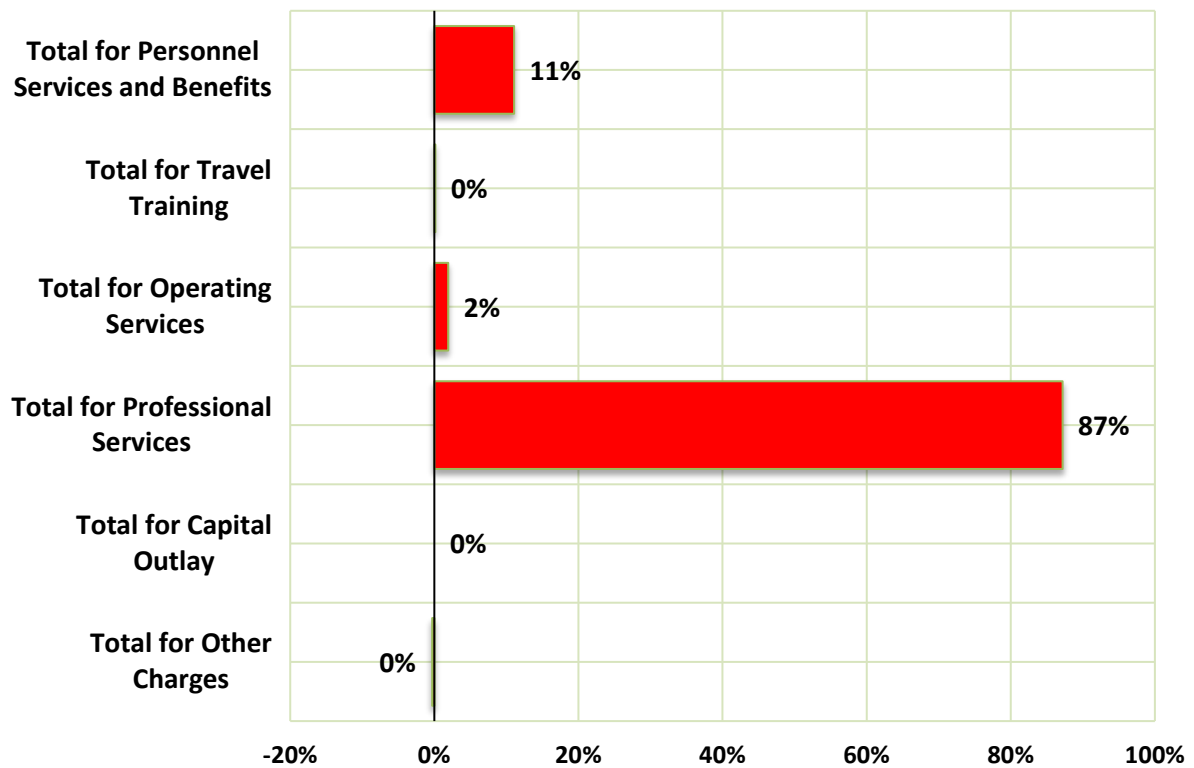
District 25 CY2024	Total CY2024
District Defender: Paul Fleming - Interim	
REVENUE	
Federal Government	
Grants - Direct	-
Grants - Indirect (pass thru State)	-
Total for Federal Government	-
State Government	
Department of Corrections	-
Child in Need of Care (CINC)	13,500.00
District Assistance Fund (DAF)	281,307.93
Supplemental/Emergency Funds	9,861.58
Grants	-
Other State Income -List source(s)	-
Total for State Government	304,669.51
Local Government	
Appropriations - General	-
Appropriations - Special	-
Taxes - Millages, Sales, Special, & Other	-
Condition of Probation	-
Criminal Bond Fees [\$2 per bonded case as per 15:85.1] and Surety Bond Licensing Fees [per 22:822 B]	38,470.89
Traffic Camera	-
Grants	-
Other Local Income -List source(s)	150.00
\$45 Special Court Costs [R.S. 15:168.B(1)] and \$35 Mayor's Court Costs	-
Criminal District Court	-
City & City-Ward Courts	-
Judicial District Courts	270.00
Juvenile Court	-
Mayor's Court (\$35 Special Court Costs for Mayor's Court Only)	230.00
Magistrates' Courts	-
Municipal Court	-
Parish Courts	-
Traffic Court	-
Non-itemized, lump sum collected and remitted by all courts	-
Non-Itemized lump sum assessed by the court; collected and remitted by the Sheriff(s)	200,731.57
Non-Itemized lump sum assessed by the court; collected and remitted by the Police Juries	-
Total for \$45 Special Court Costs [R.S. 15:168.B(1)] and \$35 Mayor's Court Costs	155,070.94
Charges For Services	-
\$40 Indigent Defense Application Fees [as per 15:175 A (1)(f)]	1,525.00
Partial Attorney Fees Reimbursements [as per 15:176]	550.00
Other Reimbursements	531.41
Other Local Income -List source(s)	-
Total for Charges For Services	1,641.41
Total for Local Government	242,458.87
Investment Earnings	-
Interest Income	-
Other Investment Income - List source(s)	-
Total for Investment Earnings	-
Other Sources (Grants & Contributions)	-
Non-Profit Organizations	-
Private Organizations	-
Corporate	-
Other - List source(s)	19,808.62
Total for Other Sources (Grants & Contributions)	19,808.62
Total for REVENUE	566,937.00

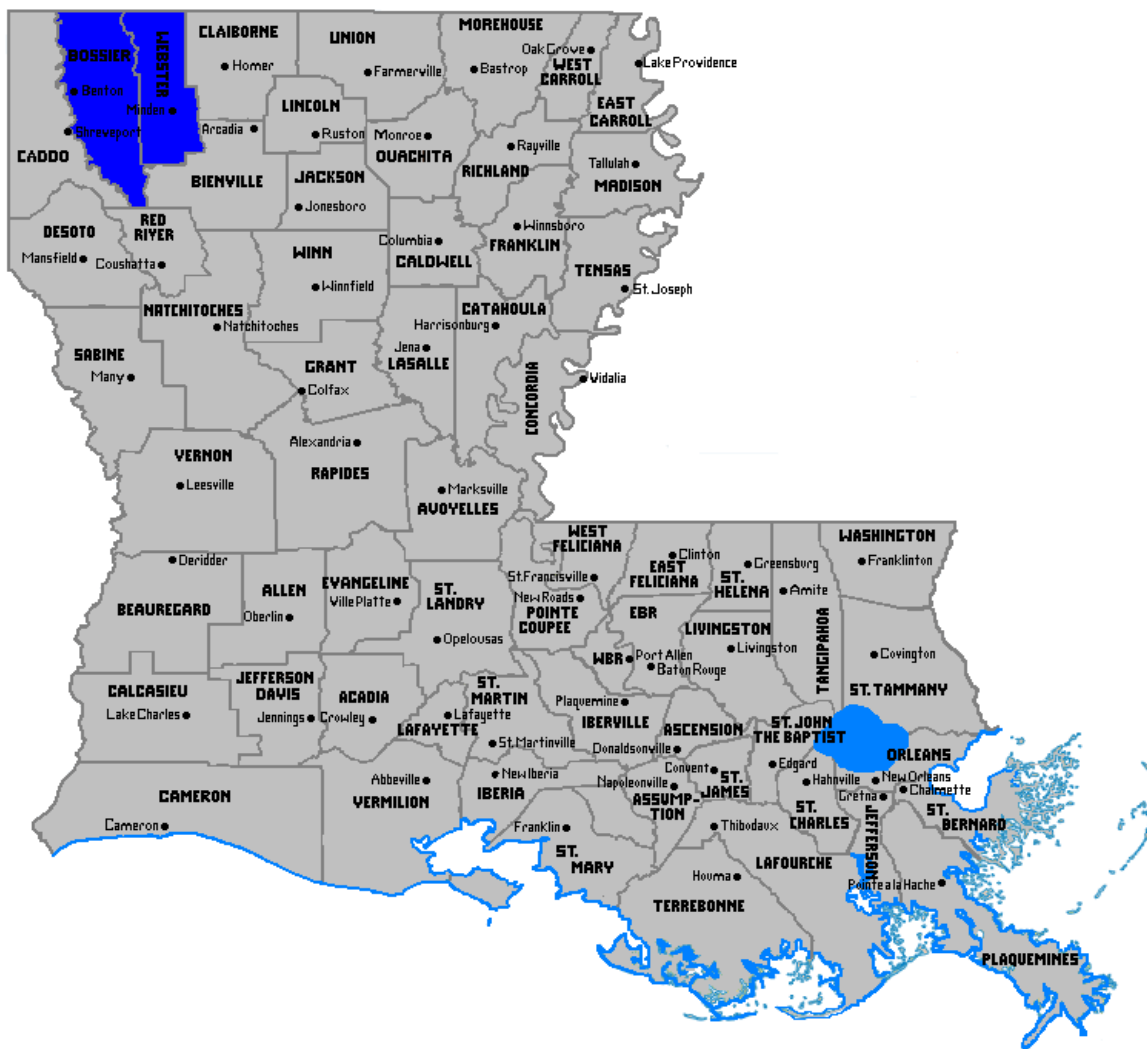
District 25 CY2024	Total CY2024
District Defender: Paul Fleming - Interim	
EXPENDITURES	-
Personnel Services and Benefits	-
Salaries	35,759.79
Accrued Leave	-
Payroll Taxes	1,301.23
Hospitalization and Disability Insurance	-
Retirement	6,168.34
Other	-
Total for Personnel Services and Benefits	43,229.36
Travel/Training	-
Parking/Auto Tolls	-
Travel/Lodging/Per Diem/Mileage	544.83
Total for Travel/Training	544.83
Operating Services	-
Advertisements	-
Workers' Compensation	366.64
Insurance - Malpractice	3,151.00
Insurance - Auto/Physical Liability	-
Insurance - Other	-
Lease - Office	-
Lease - Auto/Equipment	-
Lease - Other	-
Office Repair and Maintenance	-
Office - Telephone/Utilities/Postage/Internet	1,739.00
Dues and Seminars	159.00
Law Library/Journals/Subscriptions	821.92
Office Supplies	1,273.98
Total for Operating Services	7,511.54
Professional Services	-
Audit/Accounting Expense	40,550.00
Contract Clerical	-
Expert Witness	-
Investigators	422.80
Interpreters	-
Social Workers	-
Capital Representation	-
Conflict	69,494.76
Contract - Juvenile Attorneys or CINC	30,500.00
Misdemeanor Attorney Contracts	-
Contract Attorneys - all other	199,243.55
IT/Technical Support	343.75
Total for Professional Services	340,554.86
Capital Outlay	-
Major Acquisitions	-
Total for Capital Outlay	-
Other Charges	-
Other Operating Expenses	(1,191.00)
Total for Other Charges	(1,191.00)
Total for EXPENDITURES	390,649.59
<p>"Please note that some data provided by the district have not been verified by OSPD. Some data in this report may change due to district corrections or revisions."</p>	

CY24 REVENUES



CY24 EXPENDITURES

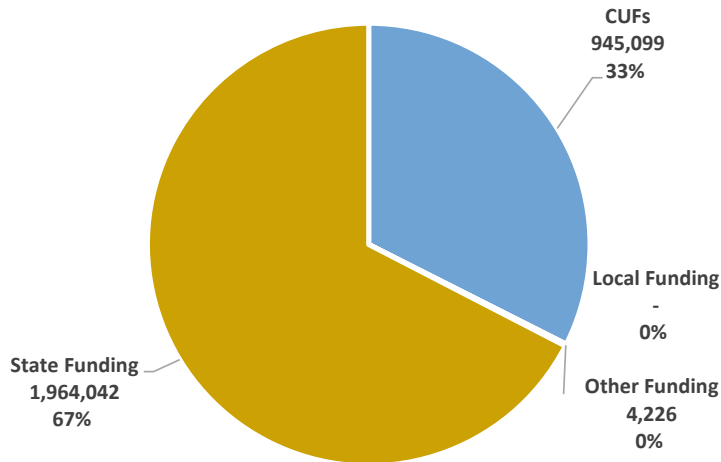




THE 26TH JUDICIAL DISTRICT
PUBLIC DEFENDERS' OFFICE
BOSSIER (BENTON) - WEBSTER (MINDEN)

DISTRICT DEFENDER: MICHAEL F. MILLER
211 BURT BOULEVARD
BENTON, LA 71006
(318) 965-0630

2024 Funding Sources

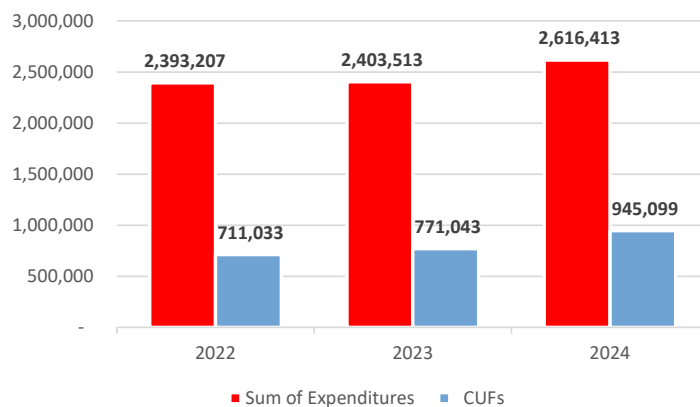


In 2024, the 26th Judicial District Office of the Public Defender received \$2,913,367 in total revenues. Of the total revenues received, only 33% of funding was derived from Conviction and User Fees (CUFs). Sixty-seven percent of district office funding was derived from state supplemental assistance.

Statutory Conviction and User Fees (CUFs)
Judicial District Indigent Defender Fund

Revenue Stream	Statutory Authority
Special Court Costs (\$45)	R.S. 15:168(B)
Mayor's Court	R.S. 33:441)
Application Fee (\$40)	R.S. 15:175)
Partial Reimbursement	R.S. 15:176)
Bond Forfeiture	R.S. 15:571.11)
Civil Forfeiture (RICO)	R.S. 15:1356)
Posting of Criminal Bond (\$2)	R.S. 15:85.1)
Commercial Surety Bonds (\$45)	R.S. 22:822)

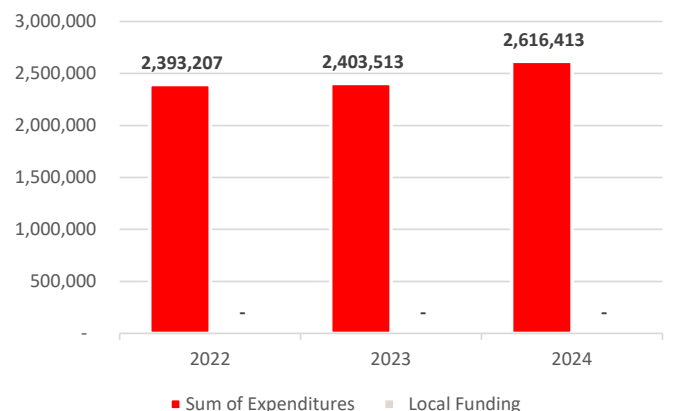
Comparison of 2024 Expenditures to CUFs



Louisiana's Public Defense System is intended to be funded primarily by Conviction and User Fees (CUFs). CUFs are comprised of eight statutes that require district court judges, city court judges, and mayors to assess fines or fees on people who have been convicted of a crime, traffic violation, or ordinance. CUFs are also generated by other actions in the criminal justice system such as bond fees, forfeitures, and application fees.

What was intended to serve as the primary funding source for public defenders only accounted for 36% of the office's expenditures in CY 2024. As costs have risen due to inflation and increased attorney fees, CUF collections have not kept up, increasing the office's reliance on other funding streams.

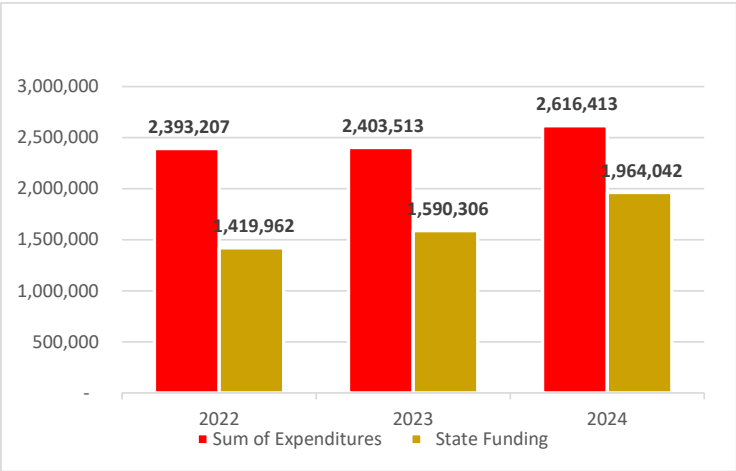
Comparison of 2024 Expenditures to Local Revenues



In 2024, the 26th District Office of the Public Defender did not receive funding from the local governments or criminal justice system.

However, the office receives in-kind support from the Bossier Parish Police Jury. This support has an estimated value of \$15,000.

Comparison of 2024 Expenditures to State Funding



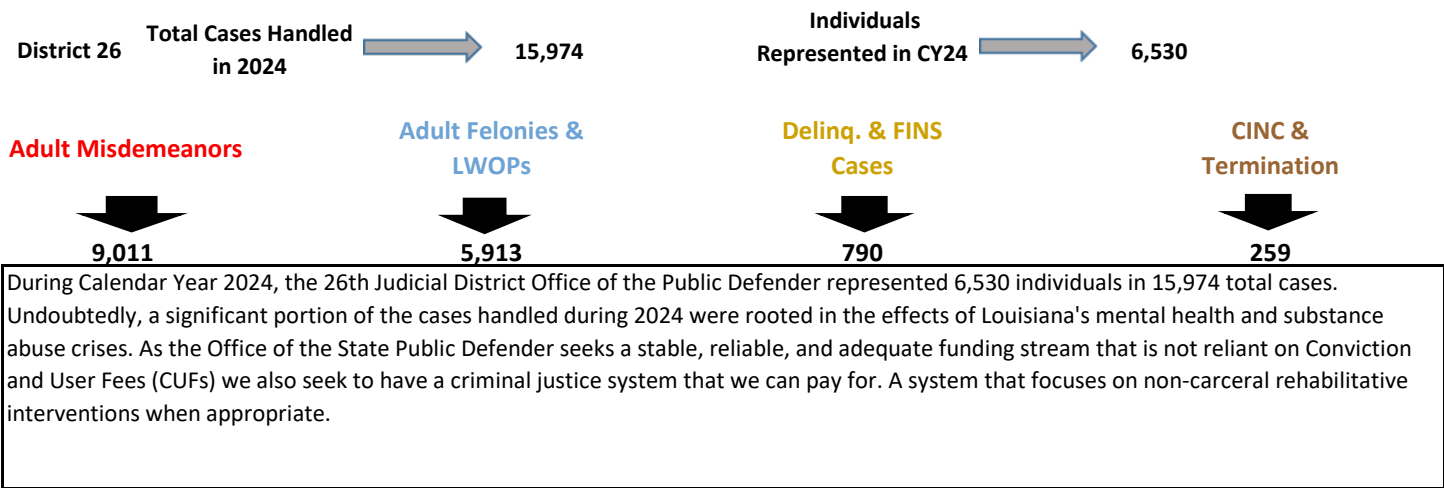
The failure of the public defender's system unstable funding stream has resulted in an increased reliance on state supplemental assistance for district solvency. During Calendar Year 2024, the office received state funding totaling 75% of the office's expenditures. State supplemental assistance has increased each of the last two years as the office's expenses have increased because of inflation and increased attorney costs.

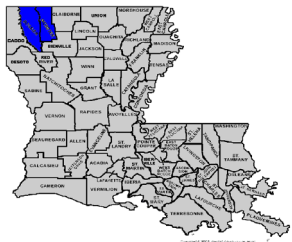
The 26th Judicial District Office of the Public Defender is a multi-parish district comprised of the parishes of Bossier and Webster.

Public Defender's represent indigent persons accused of a crime or involved in Child in Need of Care matters across 9 sections of court.

In the 26th Judicial District, Public Defenders handle juvenile delinquency, Child in Need of Care, misdemeanor, and felony cases.

Number of Parishes in the Judicial District	Number of Weighted Sections of Court
2	9





THE 26TH JDC PUBLIC DEFENDERS' OFFICE

Parish(es) & Seat(s)	Bossier Parish- Benton; Webster Parish- Minden.
Population	Louisiana Demographics: Bossier Parish 130,444 and Webster Parish 34,956 for a total population for the 26th JD - 165,400
District Defender	Michael F. Miller, Chief District Defender
Years as District Defender	8 years, 10 months
Before Becoming District Defender, Years in Public Defense	13 years, 10 months.
Does the District Defender Maintain a Private Practice? If NO, Simply Enter a Zero. If Yes, Enter the Number of Estimated Hours Per Month on Average	0
Office Manager	Keevia Johnson
Primary Office Street Address	211 Burt Boulevard
City	Benton
ZIP	71006
Days of Week Open (M-F) and Office Hours (am -pm)	8:30 till 4:30 M-F
Primary Phone	318-965-0630
Primary Mailing Address	PO Box 235, Benton, LA 71006
Primary Fax Number	318-965-5521
Primary Emergency Contact	Michael F. Miller
Primary Emergency Phone	318-344-2541 Cell
Secondary Emergency Contact	Keevia Johnson
Secondary Emergency Phone	318-230-8939 cell
Other District Office(s) Physical and Mailing Addresses and Phone Numbers	221 Main Street, Minden, LA 71055 - Ph 318-377-9255, Fax 318-377-8148; 200 Burt Blvd., Benton, LA 71006 - Ph 318-965-0462, Fax 318-965-9220
Other District Office Contact Personnel (Primary Only)	LaKeia Taylor
Name of Owner(s) of Office(s)/Building (i.e., Lessor)	Both Bossier and Webster office are owned by the office. The actual entity on the title is "Indigent Defender Board".

If The Office Does Not Own Its Building(s) AND Pays No Rent, Indicate The Source Of Office Space Support	The main offices in Benton and Minden are owned by the PDO. Juvenile office in Bossier Parish is located in the Police Jury Annex in Benton, down the street from the main office. Provided rent free.
Total Annual Cash Support by Local Appropriation or Tax/Millage (indicate if this figure is an estimate)	N/A
# And Job Titles Of All Staff Whose Wages Are Provided By Local Government	N/A
Total PDO Staff Costs <u>Provided by Local Government</u>	N/A
# of Workers with Retirement Benefits <u>Paid by Local Government</u>	N/A
Total Annual Cost of Retirement Benefits <u>Paid by Local Government</u> (if unknown enter "UNK")	N/A
# of Workers with Health Benefits Paid by Local Government	N/A
Total Annual Cost of Health Benefits Paid by Local Government (if unknown enter "UNK")	N/A
List Any Other Local In-Kind Contributions Or Other Support From Local Government	N/A
Courts and Locations	26th JDC Bossier Parish - Benton; 26th JDC Webster Parish - Minden; Bossier City Court - Bossier City; Minden City Court - Minden; Springhill City Court - Springhill.
Number of Divisions/Sections of Criminal Court for Each Court in District (Include District Court, CRIMINAL District Court, City Court, Municipal Court, Mayor's Court, etc.) For Which your Office Provides Representation	Bossier Parish has 6 Criminal Divisions, One Juvenile Court, One Adult Drug Court, and One Traffic Court. Webster Parish has 6 Criminal Divisions. Each Division handles all traffic matters. There is one Juvenile Division in Webster Parish. The District Court Judges handle all misdemeanor, criminal, traffic and juvenile matters. There are three (3) city courts in the district: Springhill, Minden, and Bossier City. The city courts handle all misdemeanor, traffic and juvenile matters.
Name of Adult Detention Facilities in This District	Bossier Parish Maximum and Medium. Closed the Minimum facility (Plain Dealing); Bossier City Jail (Bossier City); Webster Parish Jail & Bayou Dorcheat Correctional Center (Minden).
Name of Adult Detention Facilities Outside the District Which Hold Clients	Caddo Correctional Center (Caddo Parish), Claiborne Parish Sheriff's Jail (Claiborne Parish), Shreveport City Jail (Caddo Parish), David Wade Correctional Center (Claiborne Parish).
Name of Juvenile Detention Facilities In This District	Closed as of November 30th because lack of funding.
Name of Juvenile Detention Facilities Outside the District Which Hold Clients	Ware Youth Center in Coushatta, Louisiana

Do Your Courts Routinely Bring Juveniles Before The Judge In Shackles If They Are Being Held In Detention Or Secure Custody At The Time Of The Hearing? Note That Ch. Code Art. 408 Forbids Routine Shackling	Not in juvenile proceedings. Transportation of a juvenile client will see handcuffs. When a juvenile is transferred to be tried in District Court on a felony charge, then they are handcuffs around the waist. They are not cuffed during trial.
District Attorney	Schuyler Marvin
Chief Judge of Criminal District Court	Chief Judge for the 26th Judicial District Court for Bossier and Webster Parishes is Judge Michael O. Craig.
Juvenile Court Judges (Specify District of City Court)	Bossier and Webster District Court the judges rotate. Michael Nerren is the head of the juvenile court for both districts. Minden City court is Sherb Sentell. Bossier City Court is Santi Parks. Springhill City Court is Stuart McMahan.
Drug Court Judges	Head of drug court is Judge Mike Craig. But criminal judges rotate.
Mental Health Court Judges	N/A
Other Specialty Court	N/A
Name of Specialty and Brief Description:	N/A
Short Term Critical Issue Areas	As each year, a secure stable funding mechanism to allow each district to budget for the upcoming year and to accurately allocated the funds towards attorneys, support staff, supplies, etc. to reduce case load and provide representation for those individuals charged with violations of the criminal law.
Long-Term Critical Issue Areas and other External Factors (outside of your control) that Negatively Affect the Delivery of Services in Your District	Stable revenue source.
2024 Media Coverage and/or Major Accomplishments	Media coverage has only consisted of high profile felony cases.
Describe Supervisory Structure in Your District (For Attorneys and Non-Attorneys)	Staff attorneys work is monitored by the Chief District Defender through one on one case discussion and courtroom observation. Random selection of staff attorney's files are also implemented by the Chief District Defender. LWOP cases are assigned to an attorney in Bossier and an attorney in Webster. LWOP cases are discussed between the LWOP attorney and the Chief District Defender. Juvenile cases are monitored by the senior juvenile attorney. The office manager handles issues with support staff. The Chief District Defender has the final decision on any issues regarding support staff, staff and/or contract attorneys. The database is monitored by the data entry specialist, the office manager, and the Chief District Defender. LWOP attorney in Bossier has a 2nd chair attorney to assist due to the case load.

Medical Benefits for Any Staff, Please Describe, Noting Who Pays For the Benefit	The majority of the attorneys associated with the Public Defender Office from the 26th are contract attorneys. Full-time employees benefits include health, in which the office pays 100% for the employee. If the full-time employee elects to provide health insurance for spouse and/or children, then the office pays 50% and the employee pays 50%. Vision is paid for by the office for full-time employees, if they elect the same.
Number of Cases Involving Children Under Age 18 (prior to April 19, 2024), and Children Under Age 17 (After April 19, 2024) in Your District That Were Directly Filed in Adult Court or Transferred to Adult Court in 2024	3
Number of Cases Involving Children Under Age 18 (prior to April 19, 2024), and Children Under Age 17 (After April 19, 2024) in Your District in Which a Transfer of a Child to Adult Court was Denied	0
Please Provide the Names of All State Representatives and Senators from Your District	Representatives: Dennis Bamberg, Jr., Raymond Crews, Dodie Horton, Steven Jackson and Wayne McMahan. Senators: J. Adam Bass, Sam Jenkins, Jr., Alan Seabaugh and Stewart Cathey, Jr.
What Changes Have You Implemented in Your District Office in 2024 That Have Improved the Delivery of Public Defender Services?	Maintained the same number of criminal courts (6) and have more contract attorneys to cover felony, misdemeanor, juvenile, and city court in both parishes. Added an additional LWOP attorney in Webster and a second chair for both parishes to assist in LWOP cases.

26th District Defender Office CY 2024 Caseloads & Outcomes

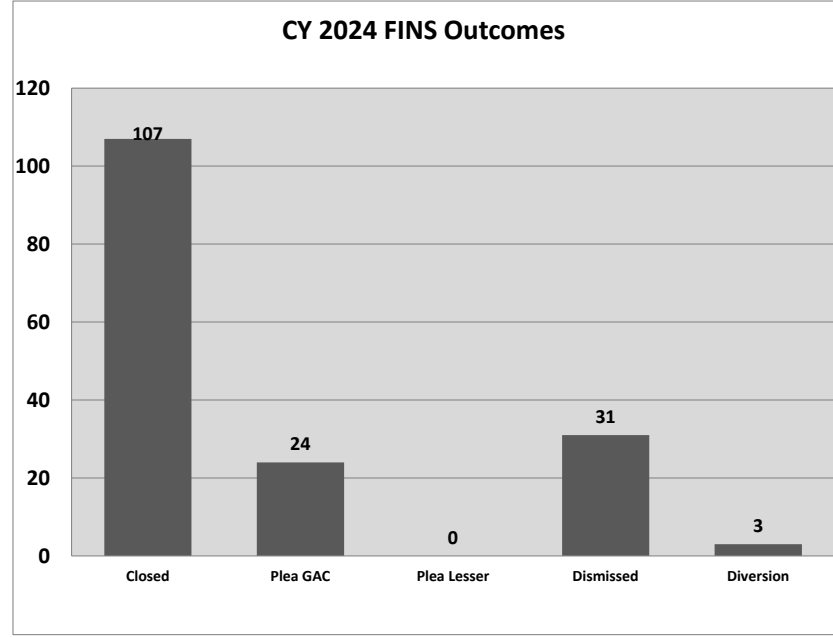
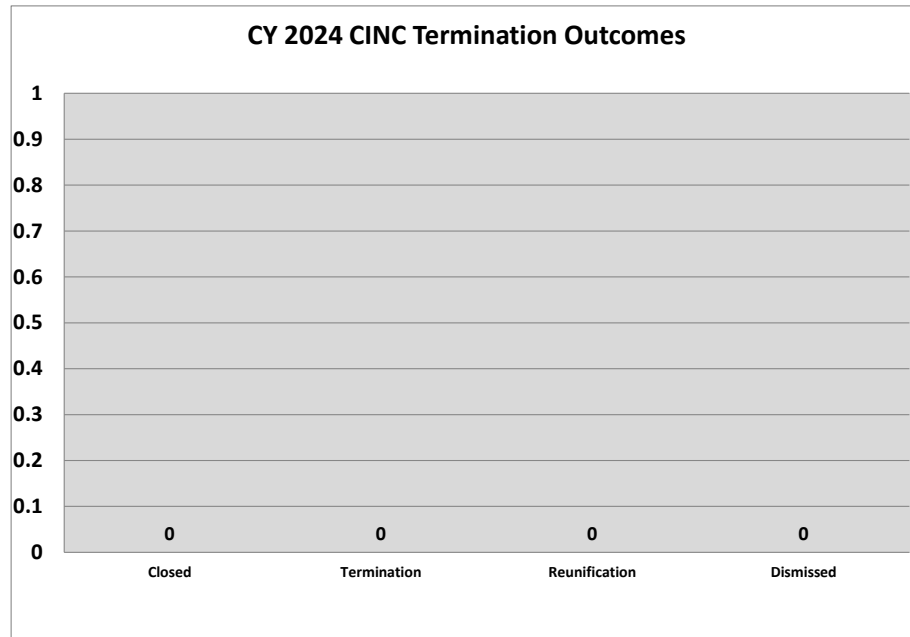
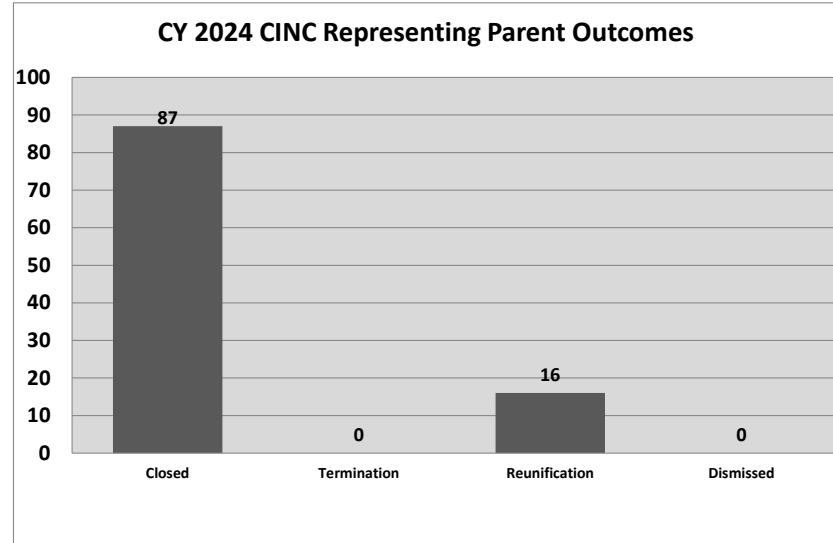
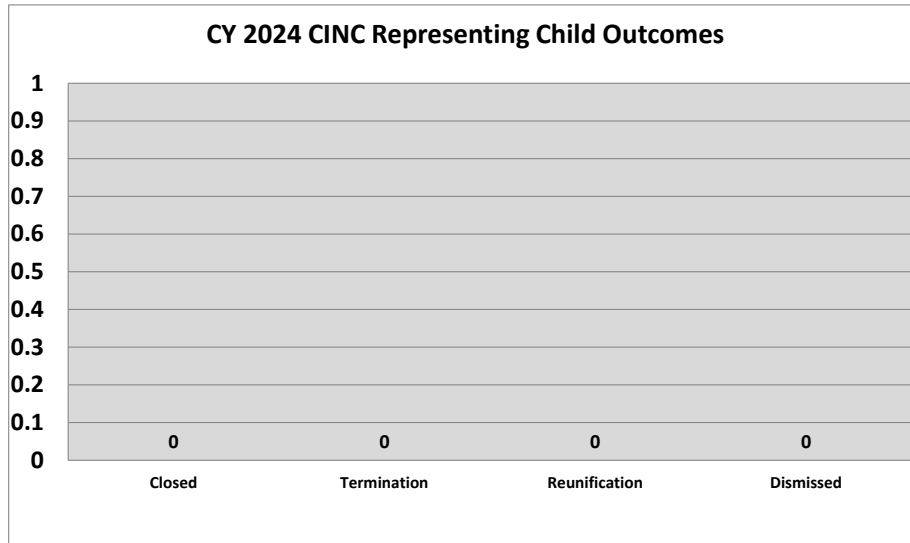
Case Type	New Cases 01/1/2024- 12/31/2024	Closed Cases 01/1/2024- 12/31/2024	Pending Cases* (# of Cases pending on 12/31/2023)	# of Cases pending on 12/31/2023 plus New Cases Received 01/1/2024- 12/31/2024	# Cases Resulting in Termination of Parental Rights	# Cases Resulting in Reunification	# Charges with Admit/Guilty Plea to Current Offense	# Charges with Plea of Guilty to Lesser Charge	# Charges Resulting in Dismissal	# Charges Resulting in Diversion or Deferred Disposition	# Jury Trials: Found Not Guilty	# Jury Trials: Found Guilty	# Judge Trials: Found Not Guilty	# Judge Trials: Found Guilty	Total Trials
Child Support	0	0	0	0	N/A	N/A	N/A	N/A	0	N/A	N/A	N/A	N/A	N/A	0
CINC-Child	0	0	0	0	0	0	N/A	N/A	0	N/A	N/A	N/A	N/A	N/A	0
CINC-Parent	115	87	144	259	0	16	N/A	N/A	0	N/A	N/A	N/A	N/A	N/A	0
Termination	0	0	0	0	0	0	N/A	N/A	0	N/A	N/A	N/A	N/A	N/A	0
FINS	65	107	66	131	N/A	N/A	24	0	31	3	N/A	N/A	N/A	N/A	0
Delinquency Misdemeanor	406	372	89	495	N/A	N/A	148	8	187	67	N/A	N/A	0	1	1
Delinquency Felony	109	115	53	162	N/A	N/A	47	4	69	10	N/A	N/A	0	0	0
Delinquency-Life	2	2	0	2	N/A	N/A	0	0	0	0	N/A	N/A	0	0	0
Juvenile Revocations	0	0	0	0	N/A	N/A	0	0	0	N/A	N/A	N/A	N/A	N/A	0
Adult Misdemeanor*	5876	4744	3135	9011	N/A	N/A	1507	243	2466	2	0	3	5	8	16
Adult Felony Non-LWOP**	3182	3015	2325	5507	N/A	N/A	927	364	1093	0	1	2	0	0	3
Adult LWOP	9	13	32	41	N/A	N/A	0	4	8	0	0	0	0	0	0
Capital***	0	0	1	1	N/A	N/A	0	0	0	0	0	0	0	0	0
Revocations	66	252	299	365	N/A	N/A	0	0	1	0	N/A	N/A	N/A	N/A	0
PCR	0	0	0	0	N/A	N/A	N/A	N/A	N/A	N/A	N/A	N/A	0	0	0
SOAP	0	0	0	0	N/A	N/A	N/A	N/A	N/A	N/A	N/A	N/A	N/A	N/A	0

NOTE: Charges columns include all charges filed in association with a particular Case Type, regardless of each charge's severity.

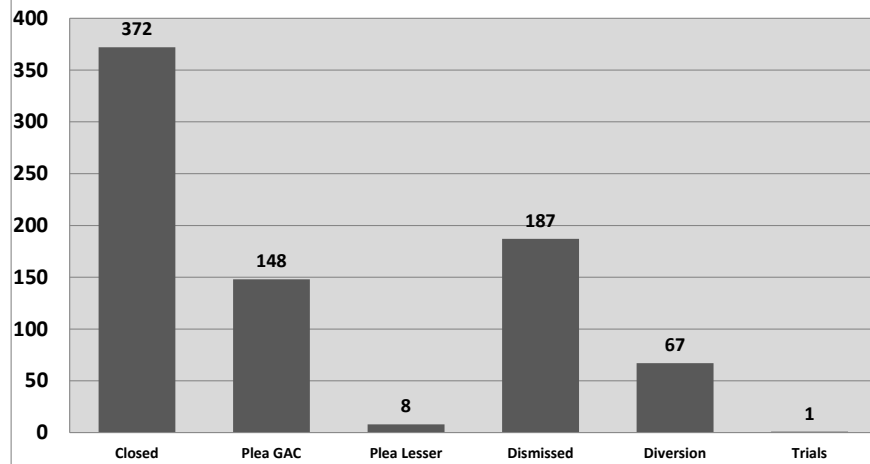
*Includes Traffic, Parish/Municipal Ordinances, Extradition and Unclassified Cases

**Life Without Parole

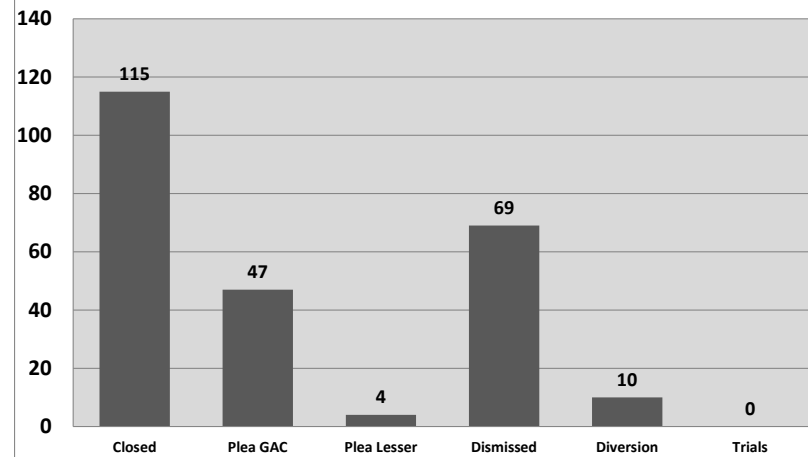
***Capital cases may include cases initially opened by the district office and transferred to a program office at some later stage in the proceedings.



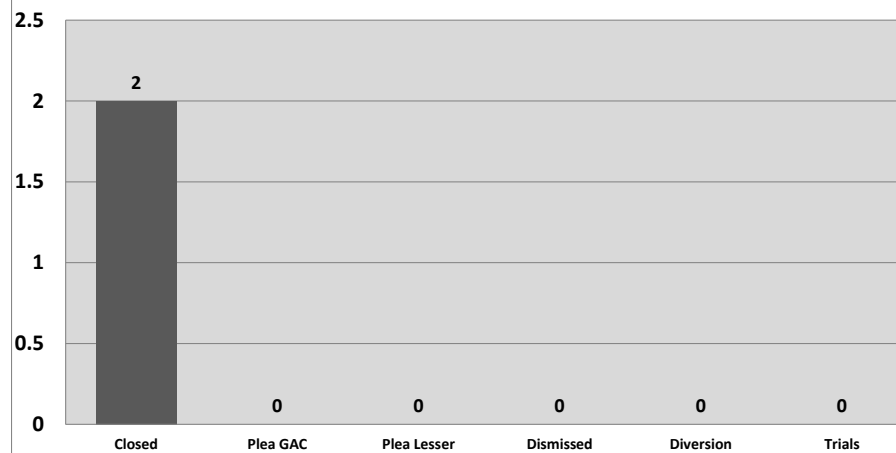
CY 2024 Delinquency Misdemeanor-Grade Outcomes



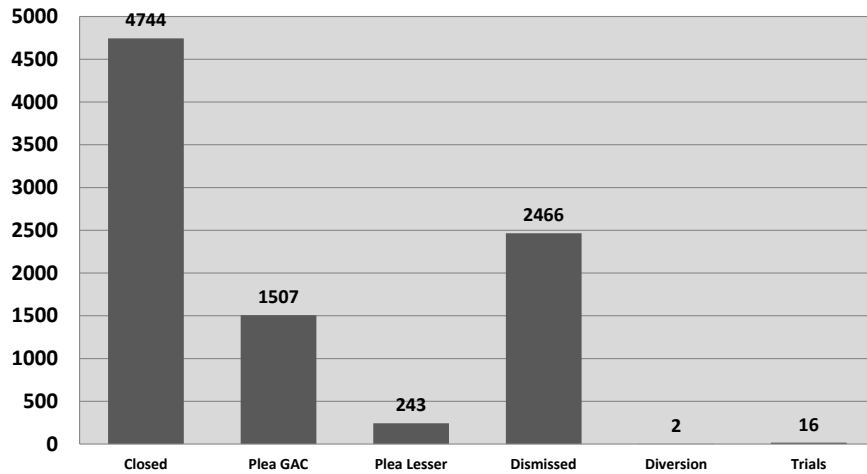
CY 2024 Delinquency Felony-Grade Outcomes



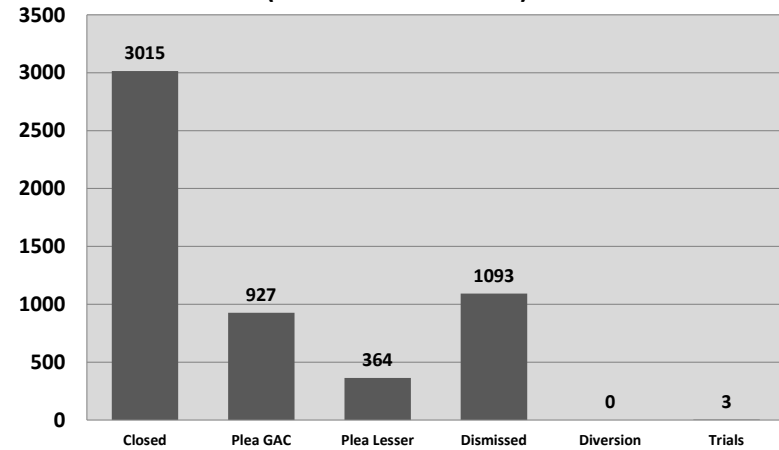
CY 2024 Delinquency Life Outcomes



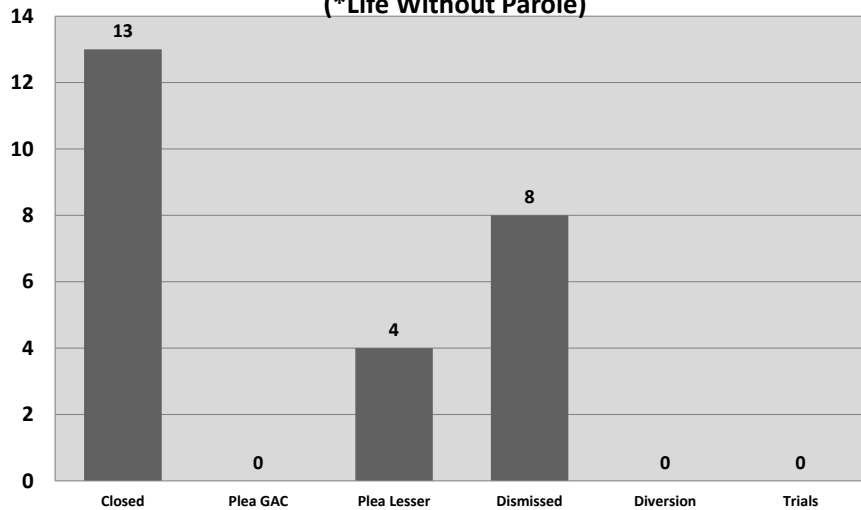
CY 2024 Adult Misdemeanor Outcomes



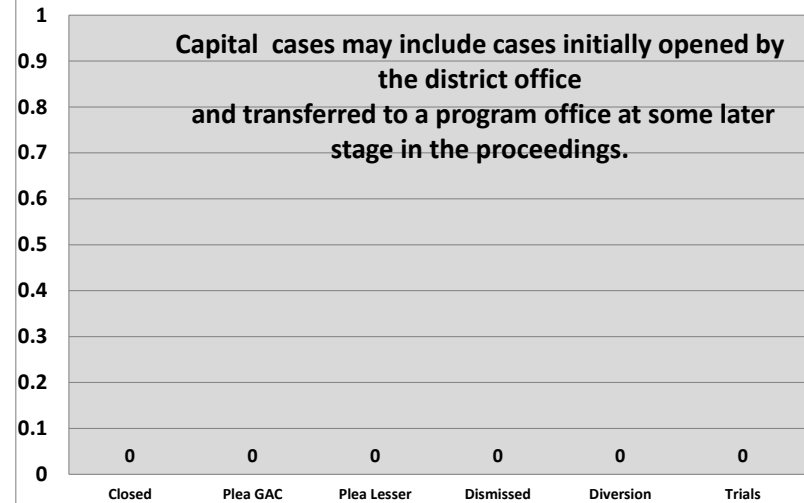
**CY 2024 Adult Felony Non-LWOP* Outcomes
(*Life Without Parole)**



**CY 2024 Adult Felony LWOP* Outcomes
(*Life Without Parole)**



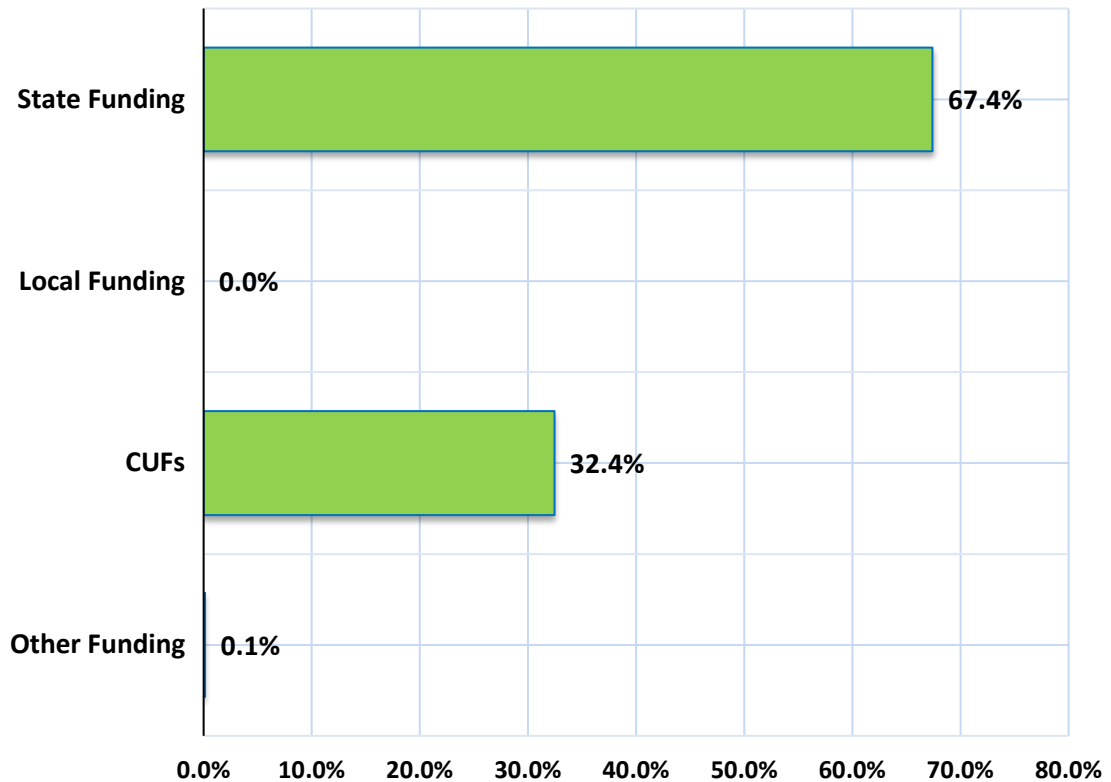
CY 2024 Capital Outcomes



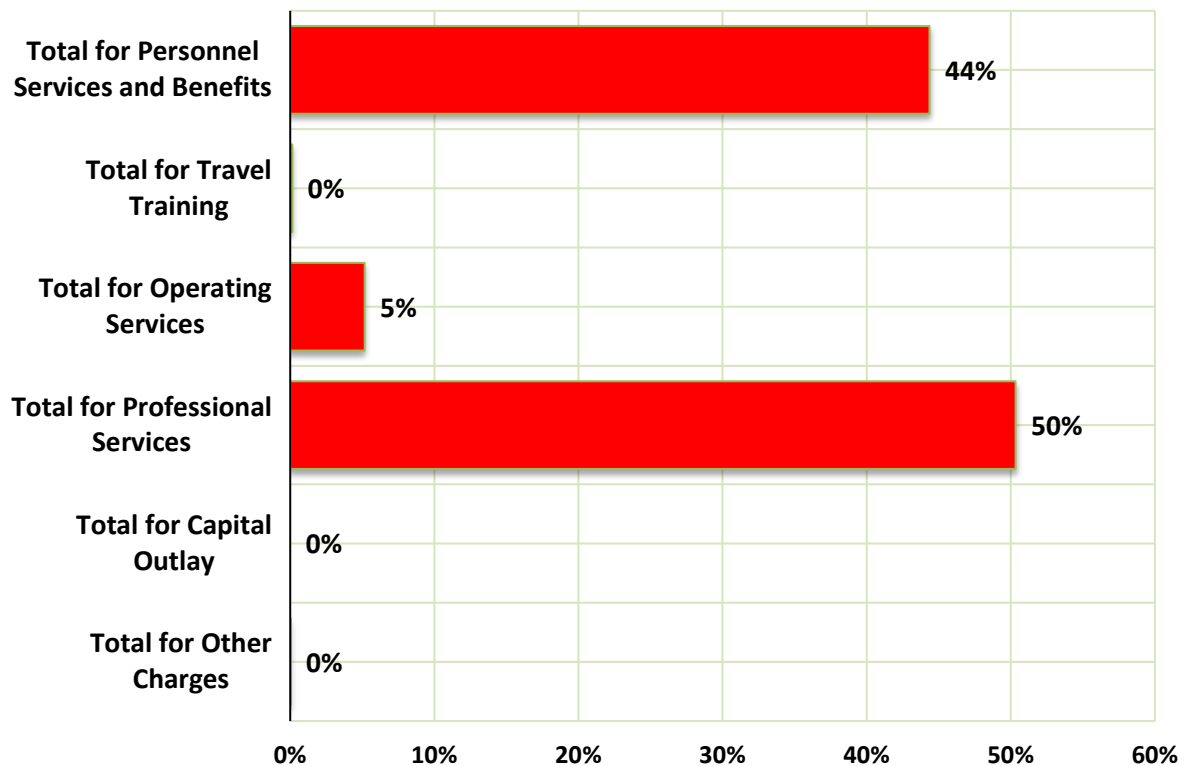
District 26 CY2024	Total CY2024
District Defender: Michael Miller	
REVENUE	
Federal Government	
Grants - Direct	-
Grants - Indirect (pass thru State)	-
Total for Federal Government	-
State Government	
Department of Corrections	-
Child in Need of Care (CINC)	42,000.00
District Assistance Fund (DAF)	1,744,313.63
Supplemental/Emergency Funds	177,728.68
Grants	-
Other State Income -List source(s)	-
Total for State Government	1,964,042.31
Local Government	
Appropriations - General	-
Appropriations - Special	-
Taxes - Millages, Sales, Special, & Other	-
Condition of Probation	-
Criminal Bond Fees [\$2 per bonded case as per 15:85.1] and Surety Bond Licensing Fees [per 22:822 B]	238,077.47
Traffic Camera	-
Grants	-
Other Local Income -List source(s)	-
\$45 Special Court Costs [R.S. 15:168.B(1)] and \$35 Mayor's Court Costs	
Criminal District Court	196,592.53
City & City-Ward Courts	341,829.86
Judicial District Courts	26,949.58
Juvenile Court	-
Mayor's Court (\$35 Special Court Costs for Mayor's Court Only)	-
Magistrates' Courts	-
Municipal Court	-
Parish Courts	-
Traffic Court	-
Non-itemized, lump sum collected and remitted by all courts	-
Non-Itemized lump sum assessed by the court; collected and remitted by the Sheriff(s)	-
Non-Itemized lump sum assessed by the court; collected and remitted by the Police Juries	-
Total for \$45 Special Court Costs [R.S. 15:168.B(1)] and \$35 Mayor's Court Costs	565,371.97
Charges For Services	
\$40 Indigent Defense Application Fees [as per 15:175 A (1)(f)]	71,376.36
Partial Attorney Fees Reimbursements [as per 15:176]	70,273.31
Other Reimbursements	35.00
Other Local Income -List source(s)	172.75
Total for Charges For Services	141,857.42
Total for Local Government	945,306.86
Investment Earnings	
Interest Income	2,576.57
Other Investment Income - List source(s)	-
Total for Investment Earnings	2,576.57
Other Sources (Grants & Contributions)	
Non-Profit Organizations	-
Private Organizations	-
Corporate	-
Other - List source(s)	1,441.24
Total for Other Sources (Grants & Contributions)	1,441.24
Total for REVENUE	2,913,366.98

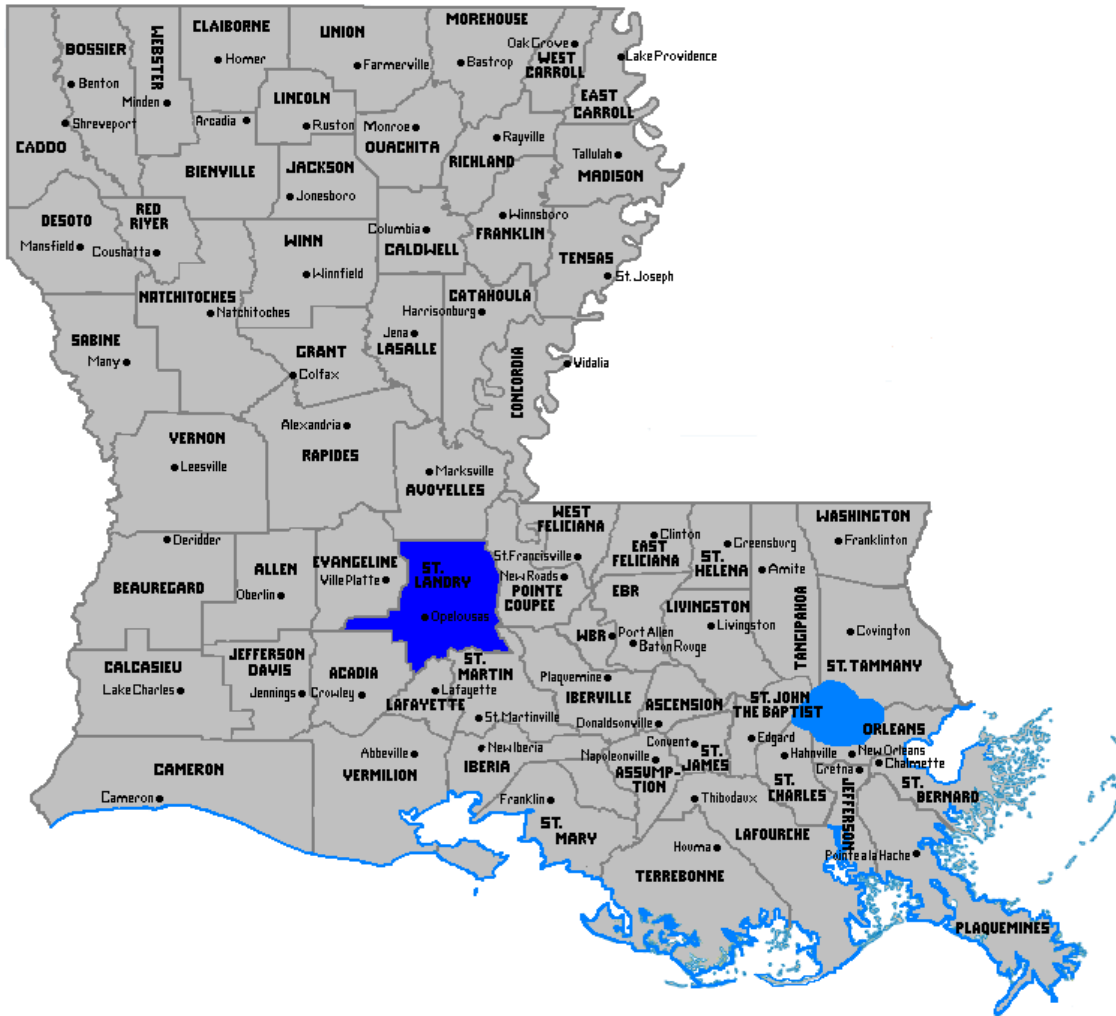
District 26 CY2024	Total CY2024
District Defender: Michael Miller	
EXPENDITURES	
Personnel Services and Benefits	
Salaries	892,600.08
Accrued Leave	-
Payroll Taxes	66,552.56
Hospitalization and Disability Insurance	188,384.22
Retirement	12,860.87
Other	-
Total for Personnel Services and Benefits	1,160,397.73
Travel/Training	
Parking/Auto Tolls	-
Travel/Lodging/Per Diem/Mileage	3,725.41
Total for Travel/Training	3,725.41
Operating Services	
Advertisements	-
Workers' Compensation	4,664.00
Insurance - Malpractice	4,018.76
Insurance - Auto/Physical Liability	13,149.19
Insurance - Other	-
Lease - Office	-
Lease - Auto/Equipment	6,553.25
Lease - Other	3,097.00
Office Repair and Maintenance	18,966.68
Office - Telephone/Utilities/Postage/Internet	26,486.49
Dues and Seminars	4,232.45
Law Library/Journals/Subscriptions	38,199.46
Office Supplies	15,692.25
Total for Operating Services	135,059.53
Professional Services	
Audit/Accounting Expense	56,573.17
Contract Clerical	-
Expert Witness	1,000.00
Investigators	-
Interpreters	-
Social Workers	-
Capital Representation	-
Conflict	740,100.00
Contract - Juvenile Attorneys or CINC	169,200.00
Misdemeanor Attorney Contracts	331,200.00
Contract Attorneys - all other	-
IT/Technical Support	18,600.00
Total for Professional Services	1,316,673.17
Capital Outlay	
Major Acquisitions	-
Total for Capital Outlay	-
Other Charges	
Other Operating Expenses	557.00
Total for Other Charges	557.00
Total for EXPENDITURES	2,616,412.84
<p>"Note that some data in this report may change due to district corrections or revisions."</p>	

CY24 REVENUES



CY24 EXPENDITURES





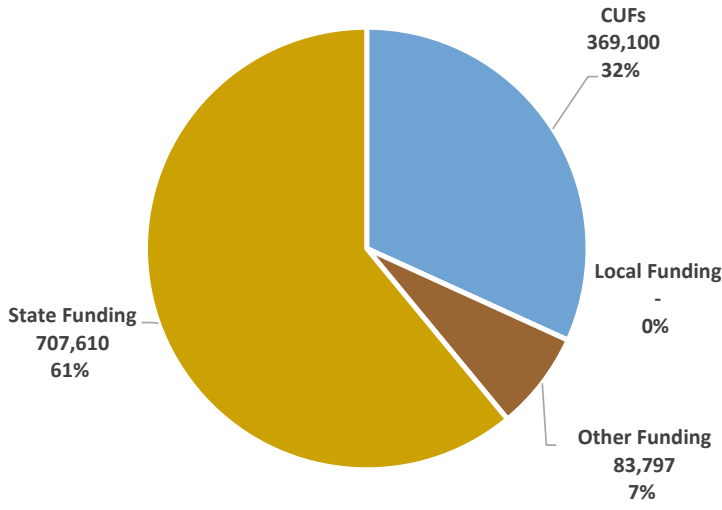
THE 27TH JUDICIAL DISTRICT
PUBLIC DEFENDERS' OFFICE
ST. LANDRY (OPELOUSAS)

DISTRICT DEFENDER:
EDWARD JAMES LOPEZ (JANUARY, 2007 – NOVEMBER 24, 2024)

ANTONIO BIROTTI (NOVEMBER 25, 2024 TO PRESENT)

125 WEST LANDRY STREET
OPELOUSAS, LA 70570
(337) 942-3003

2024 Funding Sources

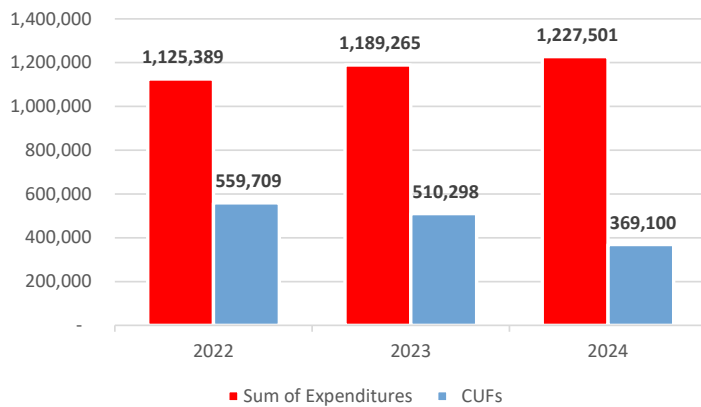


In 2024, the 27th Judicial District Office of the Public Defender received \$1,160,508 in total revenues. Of the total revenues received, only 32% of funding was derived from Conviction and User Fees (CUFs). Sixty-one percent of district office funding was derived from state supplemental assistance.

Statutory Conviction and User Fees (CUFs) Judicial District Indigent Defender Fund

Revenue Stream	Statutory Authority
Special Court Costs (\$45)	R.S. 15:168(B)
Mayor's Court	R.S. 33:441)
Application Fee (\$40)	R.S. 15:175)
Partial Reimbursement	R.S. 15:176)
Bond Forfeiture	R.S. 15:571.11)
Civil Forfeiture (RICO)	R.S. 15:1356)
Posting of Criminal Bond (\$2)	R.S. 15:85.1)
Commercial Surety Bonds (\$45)	R.S. 22:822)

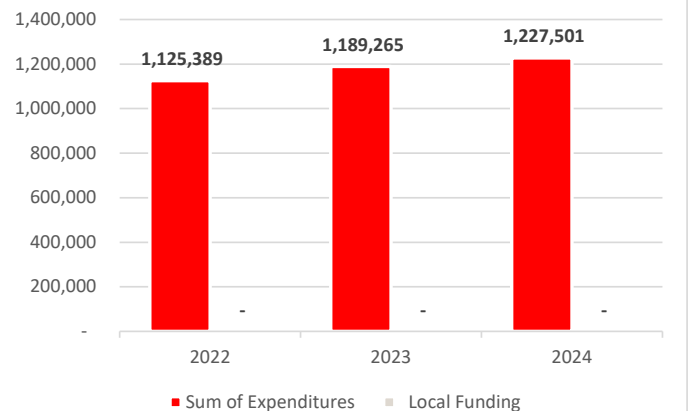
Comparison of 2024 Expenditures to CUFs



Louisiana's Public Defense System is intended to be funded primarily by Conviction and User Fees (CUFs). CUFs are comprised of eight statutes that require district court judges, city court judges, and mayors to assess fines or fees on people who have been convicted of a crime, traffic violation, or ordinance. CUFs are also generated by other actions in the criminal justice system such as bond fees, forfeitures, and application fees.

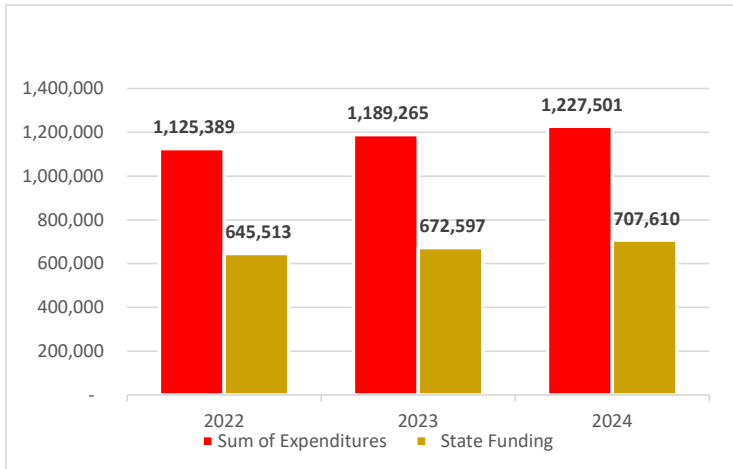
What was intended to serve as the primary funding source for public defenders only accounted for 30% of the office's expenditures in CY 2024. As costs have risen due to inflation and increased attorney fees, CUF collections have declined, increasing the office's reliance on other funding streams.

Comparison of 2024 Expenditures to Local Revenues



In 2024, the 27th Judicial District Office of the Public Defender does not report receiving any local funding or in-kind support from the local governments within the district.

Comparison of 2024 Expenditures to State Funding



The failure of the public defender's system unstable funding stream has resulted in an increased reliance on state supplemental assistance for district solvency. During Calendar Year 2024, the office received state funding totaling 57% of the office's expenditures.

State supplemental assistance has increased each of the last two years as the office's expenses have increased because of inflation and increased attorney costs.

The 27th Judicial District Office of the Public Defender is comprised of a single parish, St. Landry.

Public Defender's represent indigent persons accused of a crime or involved in Child in Need of Care matters across 6 sections of court.

In the 27th Judicial District, Public Defenders handle juvenile delinquency, Child in Need of Care, misdemeanor, and felony cases.

Number of Parishes in the
Judicial District

1

Number of Weighted
Sections of Court

6

District 27 **Total Cases Handled**
in 2024 → 6,642

Individuals
Represented in CY24 → 5,681

Adult Misdemeanors

3,752

**Adult Felonies &
LWOPs**

2,600

**Delinq. & FINS
Cases**

218

**CINC &
Termination**

71

During Calendar Year 2024, the 27th Judicial District Office of the Public Defender represented 5,681 individuals in 6,642 total cases. Undoubtedly, a significant portion of the cases handled during 2024 were rooted in the effects of Louisiana's mental health and substance abuse crises. As the Office of the State Public Defender seeks a stable, reliable, and adequate funding stream that is not reliant on Conviction and User Fees (CUFs) we also seek to have a criminal justice system that we can pay for. A system that focuses on non-carceral rehabilitative interventions when appropriate.



THE 27TH JDC PUBLIC DEFENDERS' OFFICE

Parish(es) & Seat(s)	St. Landry - Opelousas
Population	81,464
District Defender	Antonio Birotte
Years as District Defender	2 months
Before Becoming District Defender, Years in Public Defense	13
Does the District Defender Maintain a Private Practice? If NO, Simply Enter a Zero. If Yes, Enter the Number of Estimated Hours Per Month on Average	40
Office Manager	Gloria M. Bezet
Primary Office Street Address	125 West Landry Street
City	Opelousas
ZIP	70570
Days of Week Open (M-F) and Office Hours (am -pm)	M-F 8:30 a.m. to 5:00 p.m.
Primary Phone	337-942-3003
Primary Mailing Address	125 West Landry Street, Opelousas, LA 70570
Primary Fax Number	337-948-7706
Primary Emergency Contact	Antonio Birotte
Primary Emergency Phone	337-793-8406
Secondary Emergency Contact	Gloria M. Bezet
Secondary Emergency Phone	337-945-9348
Other District Office(s) Physical and Mailing Addresses and Phone Numbers	None
Other District Office Contact Personnel (Primary Only)	None
Name of Owner(s) of Office(s)/Building (i.e., Lessor)	Edward James Lopez, Lessor
If The Office Does Not Own Its Building(s) AND Pays No Rent, Indicate The Source Of Office Space Support	to be determined
Total Annual Cash Support by Local Appropriation or Tax/Millage (indicate if this figure is an estimate)	\$50,000
# And Job Titles Of All Staff Whose Wages Are Provided By Local Government	5 per week on a rotating basis
Total PDO Staff Costs <u>Provided by Local Government</u>	\$50,000.00 annually as long as the Parish Govt. wishes to keep "Second Chance Program"

# of Workers with Retirement Benefits Paid by Local Government	0
Total Annual Cost of Retirement Benefits Paid by Local Government (if unknown enter "UNK")	0
# of Workers with Health Benefits Paid by Local Government	0
Total Annual Cost of Health Benefits Paid by Local Government (if unknown enter "UNK")	0
List Any Other Local In-Kind Contributions Or Other Support From Local Government	See above
Courts and Locations	27th Judicial District Court, Opelousas; Opelousas and Eunice City Courts.
Number of Divisions/Sections of Criminal Court for Each Court in District (Include District Court, CRIMINAL District Court, City Court, Municipal Court, Mayor's Court, etc.) For Which your Office Provides Representation	27 Judicial District Court- 4 Judges; Opelousas City Court - 1 Judge; Eunice City Court- 1 Judge
Name of Adult Detention Facilities in This District	St. Landry Parish Jail, Opelousas City Jail, Eunice City Jail, Port Barre City Jail, Krotz Springs City Jail, Sunset City Jail, Washington City Jail.
Name of Adult Detention Facilities Outside the District Which Hold Clients	Avoyelles Correctional Center, Madison Parish Correctional Center, St. Charles Parish Jail, Riverbend Detention Center, Bayou Correctional Center, Louisiana Transitional Center for Women
Name of Juvenile Detention Facilities In This District	None
Name of Juvenile Detention Facilities Outside the District Which Hold Clients	Lafayette Detention Center, Jones County Juvenile Detention Center, Jones County, Mississippi
Do Your Courts Routinely Bring Juveniles Before The Judge In Shackles If They Are Being Held In Detention Or Secure Custody At The Time Of The Hearing? Note That Ch. Code Art. 408 Forbids Routine Shackling	Juveniles do not appear in Court shackled unless there is a serious fear that they will try to abscond.
District Attorney	Chad Pitre
Chief Judge of Criminal District Court	Judge Jason Meche
Juvenile Court Judges (Specify District of City Court)	All District Court Judges handle juvenile matters on a rotation basis. Opelousas City Court Judge and Eunice City Court Judge handle juvenile matters in their jurisdictions.
Drug Court Judges	All District Court Judges handle Drug Court on a rotation basis one year at a time.
Mental Health Court Judges	None
Other Specialty Court	Sobriety Court

Name of Specialty and Brief Description:	Similar to Drug Court but for people with alcohol related addictions
Short Term Critical Issue Areas	Lowering felony case loads per attorney
Long-Term Critical Issue Areas and other External Factors (outside of your control) that Negatively Affect the Delivery of Services in Your District	Lowering case loads
2024 Media Coverage and/or Major Accomplishments	None
Describe Supervisory Structure in Your District (For Attorneys and Non-Attorneys)	Defenders are contract attorneys -District Defender monitors work load and representation.
Medical Benefits for Any Staff, Please Describe, Noting Who Pays For the Benefit	None
Number of Cases Involving Children Under Age 18 (prior to April 19, 2024), and Children Under Age 17 (After April 19, 2024) in Your District That Were Directly Filed in Adult Court or Transferred to Adult Court in 2024	6
Number of Cases Involving Children Under Age 18 (prior to April 19, 2024), and Children Under Age 17 (After April 19, 2024) in Your District in Which a Transfer of a Child to Adult Court was Denied	0
Please Provide the Names of All State Representatives and Senators from Your District	Sen. Gerald Boudreaux, Dist. 24, Sen. Heather Cloud, Dist. 28, Sen. Caleb Kleinpeter, Dist. 17, Rep. Chad Boyer, Dist. 46, Rep. Phillip Devillier, Dist. 41, Rep. Daryl Deshotel, Dist. 28, Rep. Dustin Miller, Dist. 40
What Changes Have You Implemented in Your District Office in 2024 That Have Improved the Delivery of Public Defender Services?	Added one additional felony defender to handle conflicts

27th District Defender Office CY 2024 Caseloads & Outcomes

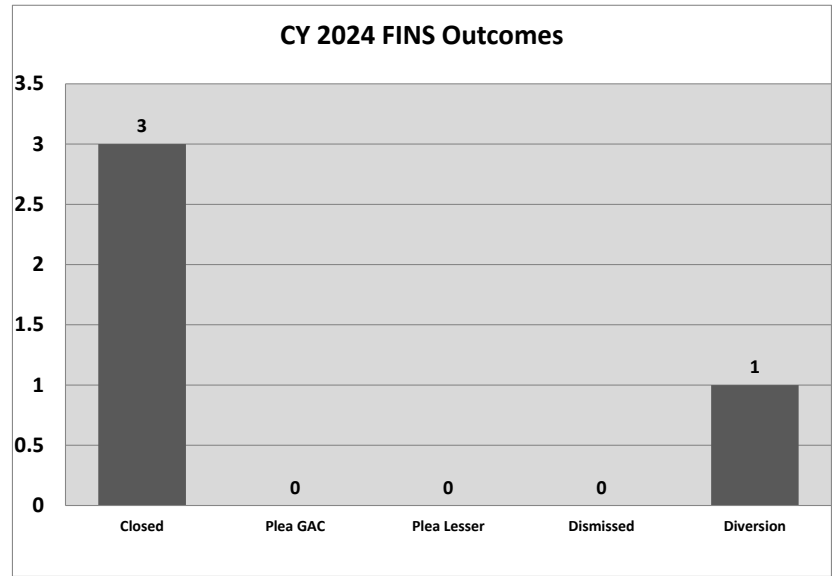

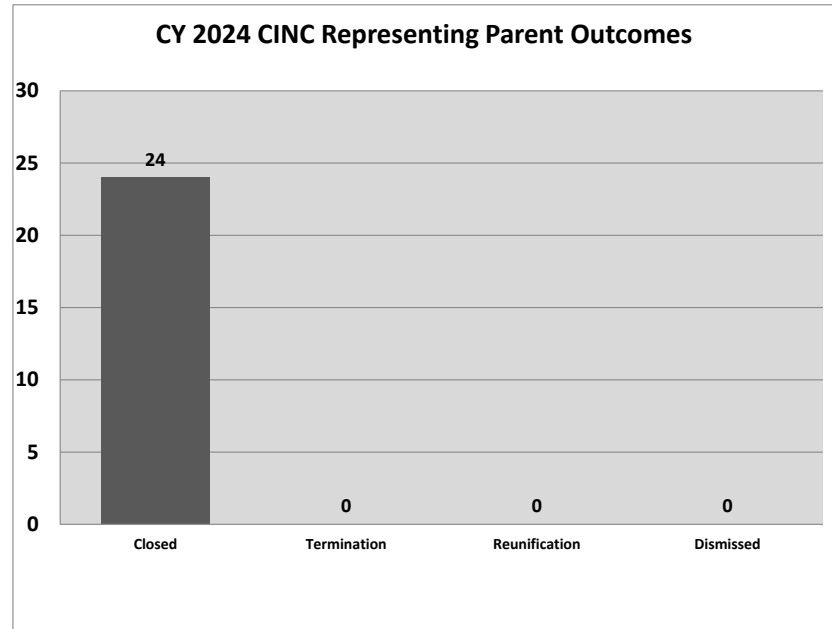
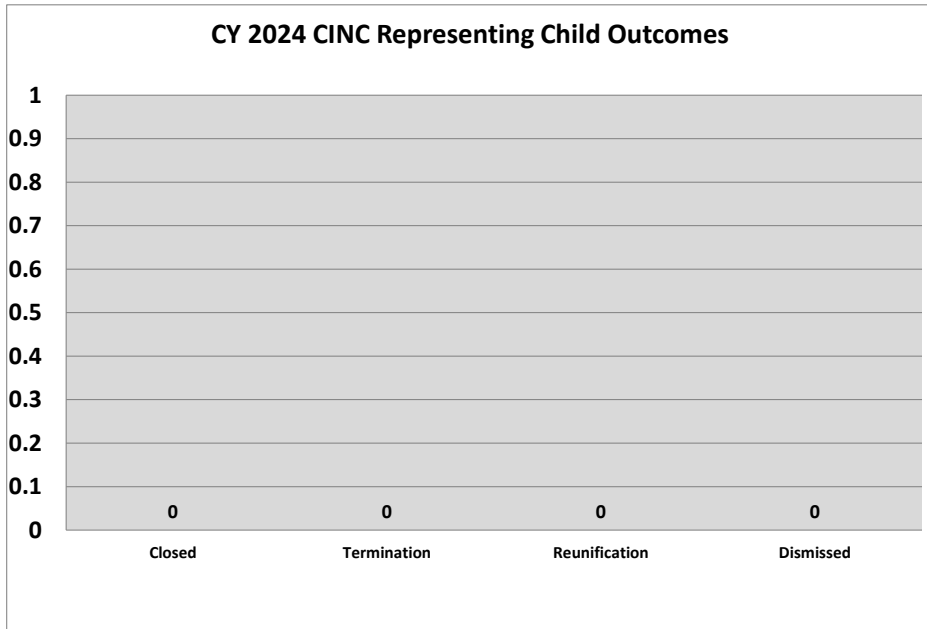
Case Type	New Cases 01/1/2024- 12/31/2024	Closed Cases 01/1/2024- 12/31/2024	Pending Cases* (# of Cases pending on 12/31/2023)	# of Cases pending on 12/31/2023 plus New Cases Received 01/1/2024- 12/31/2024	# Cases Resulting in Termination of Parental Rights	# Cases Resulting in Reunification	# Charges with Admit/Guilty Plea to Current Offense	# Charges with Plea of Guilty to Lesser Charge	# Charges Resulting in Dismissal	# Charges Resulting in Diversion or Deferred Disposition	# Jury Trials: Found Not Guilty	# Jury Trials: Found Guilty	# Judge Trials: Found Not Guilty	# Judge Trials: Found Guilty	Total Trials
Child Support	0	0	0	0	N/A	N/A	N/A	N/A	0	N/A	N/A	N/A	N/A	N/A	0
CINC-Child	0	0	0	0	0	0	N/A	N/A	0	N/A	N/A	N/A	N/A	N/A	0
CINC-Parent	45	24	26	71	0	0	N/A	N/A	0	N/A	N/A	N/A	N/A	N/A	0
Termination	0	0	0	0	0	0	N/A	N/A	0	N/A	N/A	N/A	N/A	N/A	0
FINS	2	3	1	3	N/A	N/A	0	0	0	1	N/A	N/A	N/A	N/A	0
Delinquency Misdemeanor	153	164	15	168	N/A	N/A	0	0	11	154	N/A	N/A	0	0	0
Delinquency Felony	40	36	5	45	N/A	N/A	0	0	4	33	N/A	N/A	0	0	0
Delinquency-Life	1	1	1	2	N/A	N/A	0	0	0	1	N/A	N/A	0	0	0
Juvenile Revocations	0	0	0	0	N/A	N/A	0	0	0	N/A	N/A	N/A	N/A	N/A	0
Adult Misdemeanor*	2321	3447	1431	3752	N/A	N/A	1556	0	133	0	0	0	1	1	2
Adult Felony Non-LWOP**	1166	947	1404	2570	N/A	N/A	1237	0	503	0	0	1	0	3	4
Adult LWOP	1	4	19	20	N/A	N/A	2	0	0	0	0	2	0	0	2
Capital***	0	0	1	1	N/A	N/A	0	0	0	0	0	0	0	0	0
Revocations	2	2	8	10	N/A	N/A	0	0	0	0	N/A	N/A	N/A	N/A	0
PCR	0	0	0	0	N/A	N/A	N/A	N/A	N/A	N/A	N/A	N/A	0	0	0
SOAP	0	0	0	0	N/A	N/A	N/A	N/A	N/A	N/A	N/A	N/A	N/A	N/A	0

NOTE: Charges columns include all charges filed in association with a particular Case Type, regardless of each charge's severity.

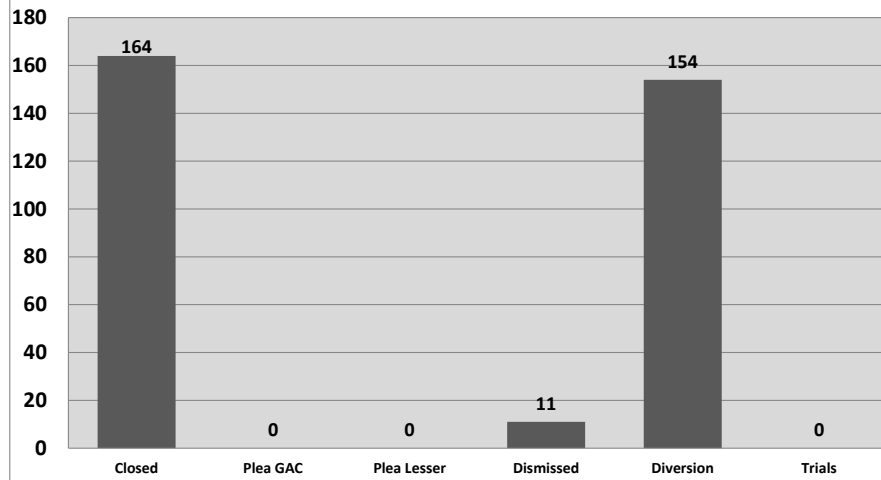
*Includes Traffic, Parish/Municipal Ordinances, Extradition and Unclassified Cases

**Life Without Parole

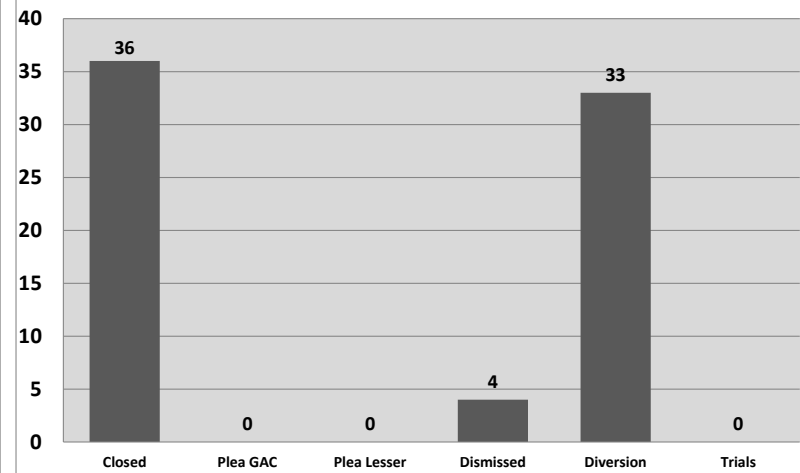
***Capital cases may include cases initially opened by the district office and transferred to a program office at some later stage in the proceedings.



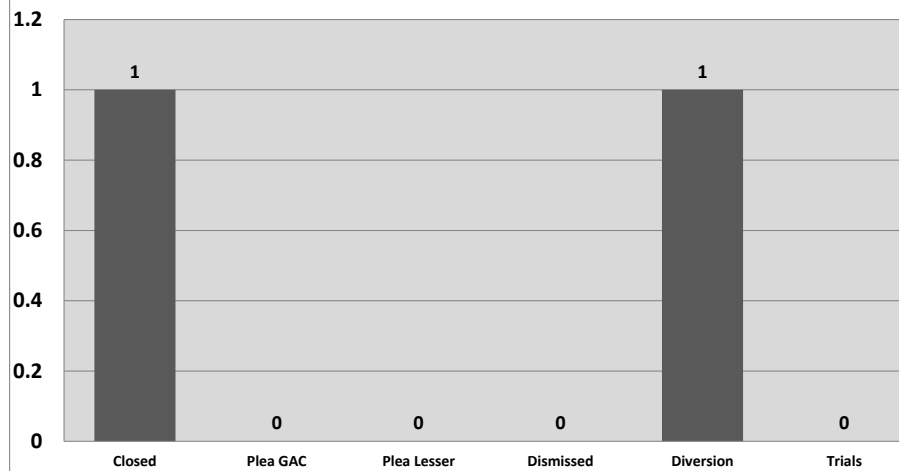
CY 2024 Delinquency Misdemeanor-Grade Outcomes



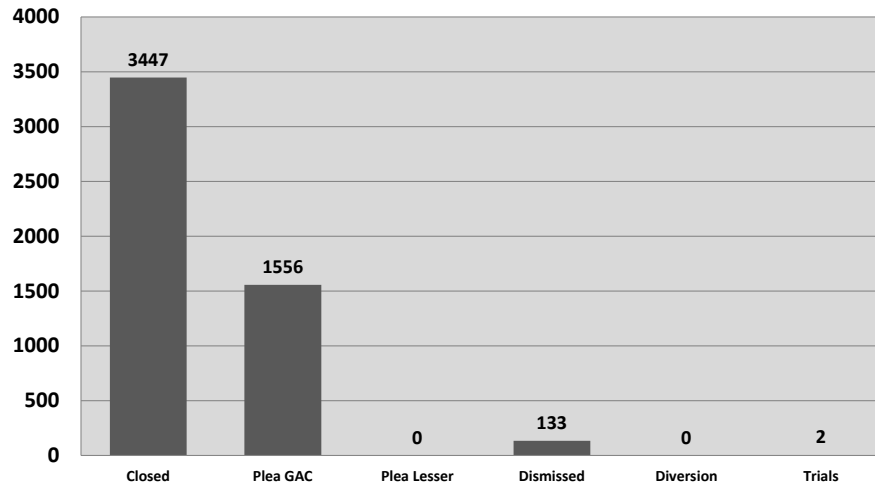
CY 2024 Delinquency Felony-Grade Outcomes



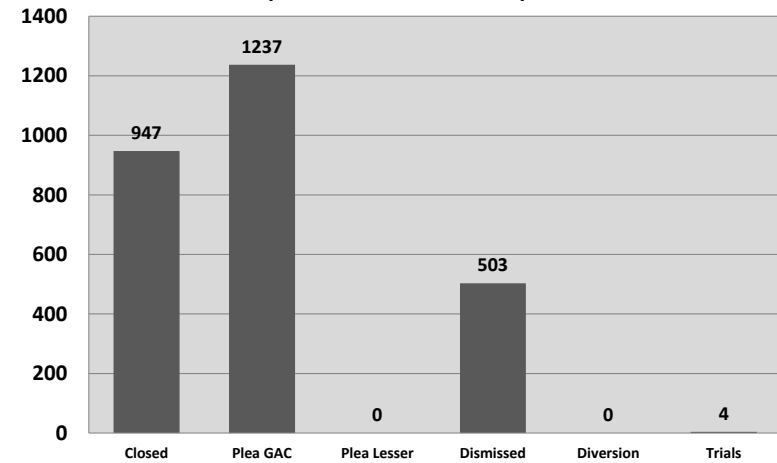
CY 2024 Delinquency Life Outcomes



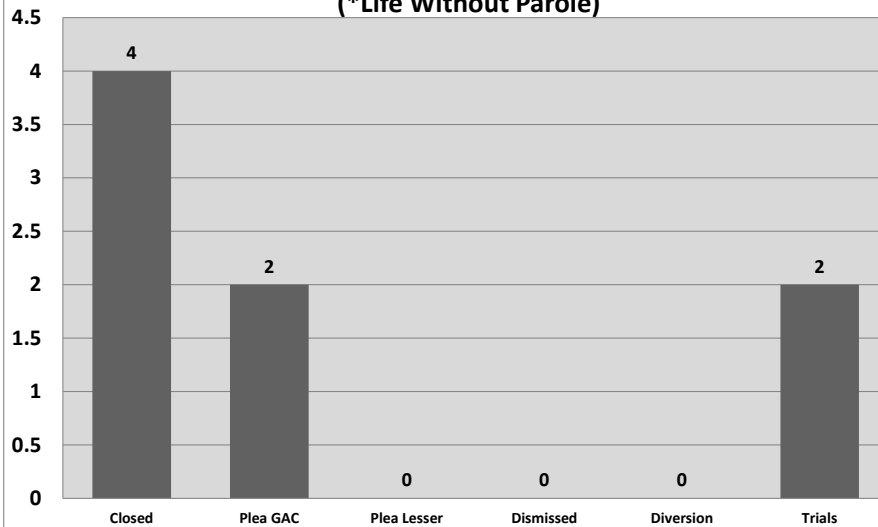
CY 2024 Adult Misdemeanor Outcomes



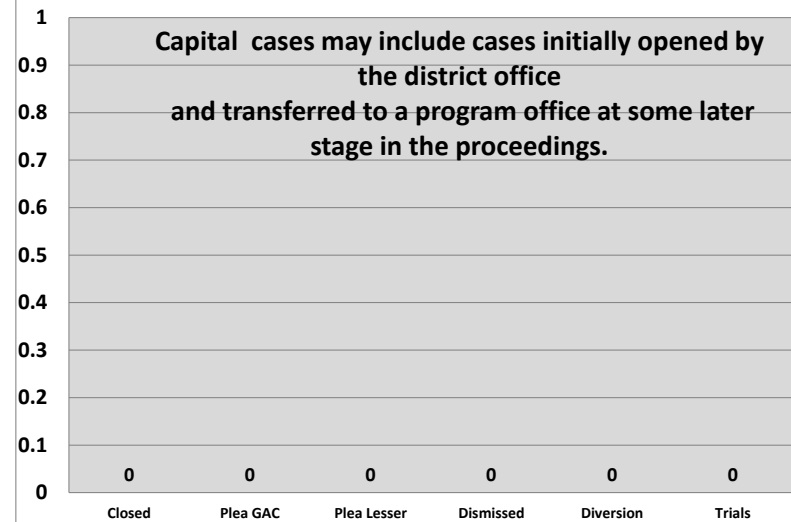
**CY 2024 Adult Felony Non-LWOP* Outcomes
(*Life Without Parole)**



**CY 2024 Adult Felony LWOP* Outcomes
(*Life Without Parole)**



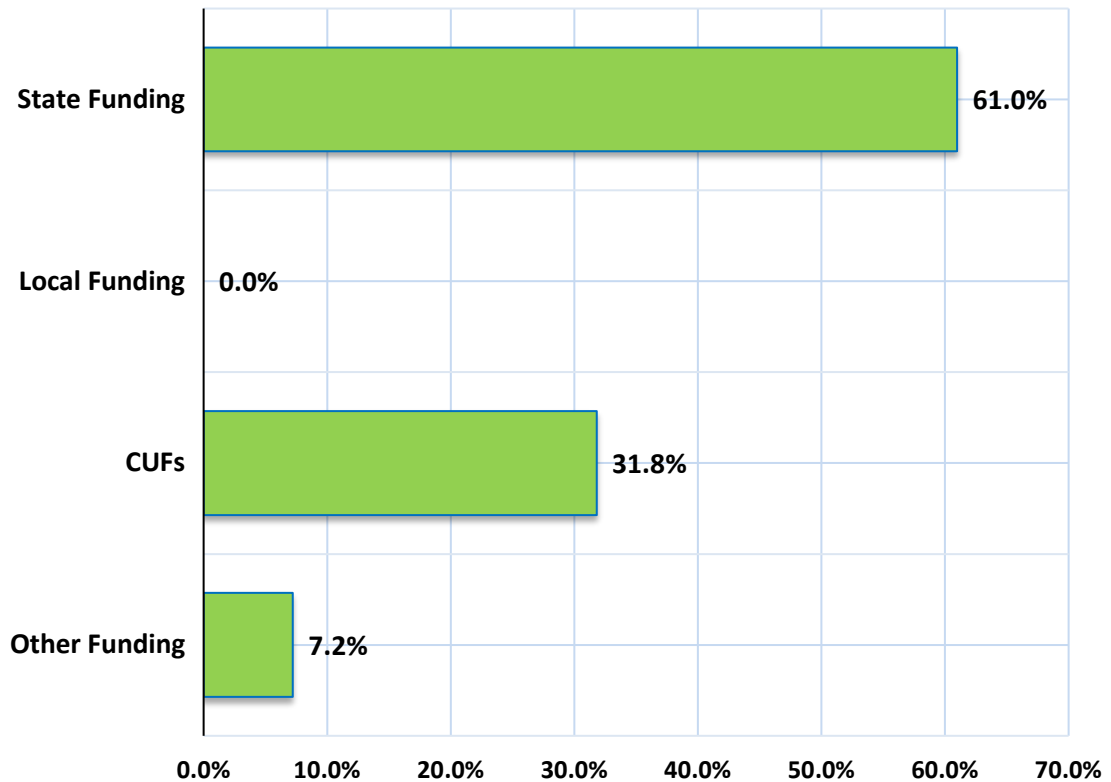
CY 2024 Capital Outcomes



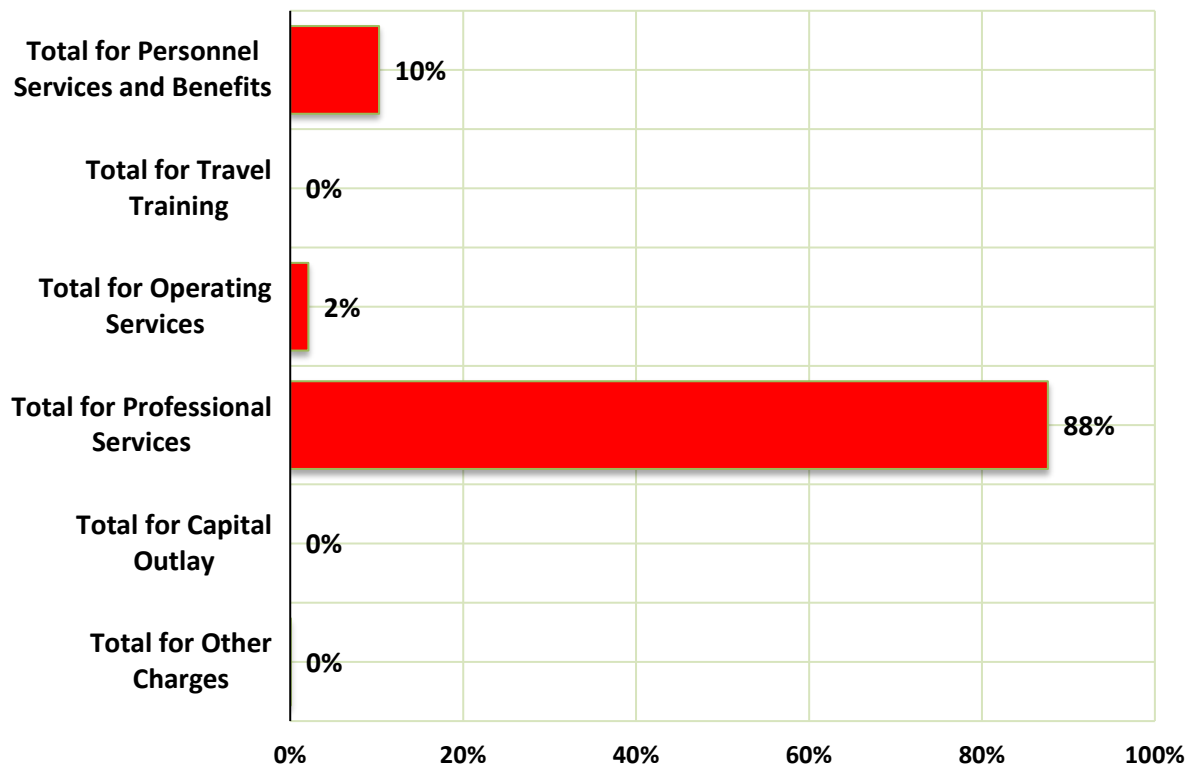
District 27 CY2024	Total CY2024
District Defender: Antonio Birotte	
REVENUE	
Federal Government	
Grants - Direct	-
Grants - Indirect (pass thru State)	-
Total for Federal Government	-
State Government	
Department of Corrections	-
Child in Need of Care (CINC)	-
District Assistance Fund (DAF)	677,853.76
Supplemental/Emergency Funds	29,756.57
Grants	-
Other State Income -List source(s)	-
Total for State Government	707,610.33
Local Government	
Appropriations - General	-
Appropriations - Special	-
Taxes - Millages, Sales, Special, & Other	-
Condition of Probation	3,595.64
Criminal Bond Fees [\$2 per bonded case as per 15:85.1] and Surety Bond Licensing Fees [per 22:822 B]	61,207.62
Traffic Camera	-
Grants	50,000.00
Other Local Income -List source(s)	-
\$45 Special Court Costs [R.S. 15:168.B(1)] and \$35 Mayor's Court Costs	-
Criminal District Court	-
City & City-Ward Courts	102,397.37
Judicial District Courts	159,736.70
Juvenile Court	-
Mayor's Court (\$35 Special Court Costs for Mayor's Court Only)	-
Magistrates' Courts	-
Municipal Court	-
Parish Courts	-
Traffic Court	-
Non-itemized, lump sum collected and remitted by all courts	-
Non-Itemized lump sum assessed by the court; collected and remitted by the Sheriff(s)	-
Non-Itemized lump sum assessed by the court; collected and remitted by the Police Juries	-
Total for \$45 Special Court Costs [R.S. 15:168.B(1)] and \$35 Mayor's Court Costs	262,134.07
Charges For Services	
\$40 Indigent Defense Application Fees [as per 15:175 A (1)(f)]	42,163.00
Partial Attorney Fees Reimbursements [as per 15:176]	-
Other Reimbursements	-
Other Local Income -List source(s)	-
Total for Charges For Services	42,163.00
Total for Local Government	419,100.33
Investment Earnings	
Interest Income	33,797.30
Other Investment Income - List source(s)	-
Total for Investment Earnings	33,797.30
Other Sources (Grants & Contributions)	
Non-Profit Organizations	-
Private Organizations	-
Corporate	-
Other - List source(s)	-
Total for Other Sources (Grants & Contributions)	-
Total for REVENUE	1,160,507.96

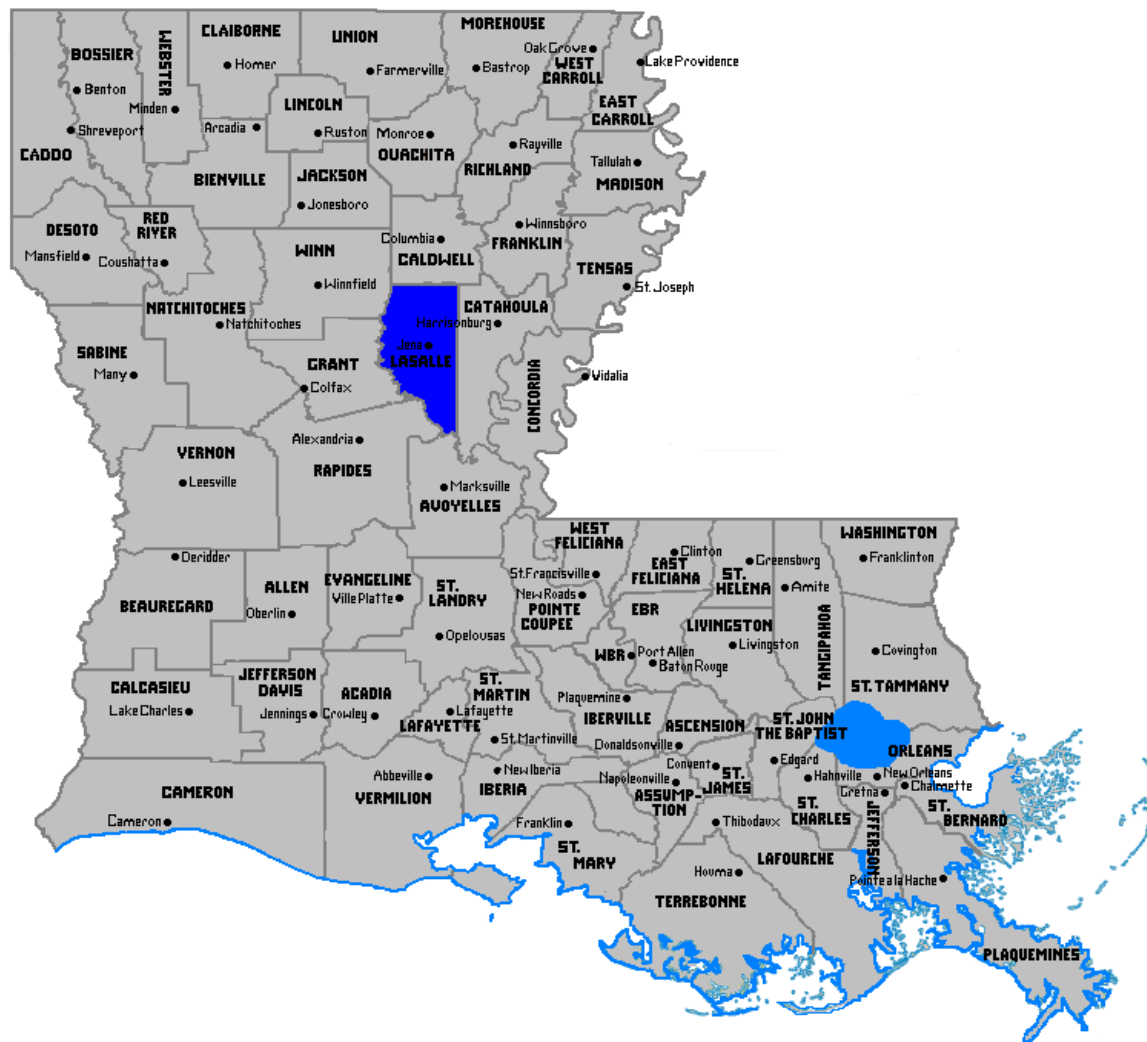
District 27 CY2024	Total CY2024
District Defender: Antonio Birotte	
EXPENDITURES	
Personnel Services and Benefits	
Salaries	116,256.91
Accrued Leave	-
Payroll Taxes	9,898.74
Hospitalization and Disability Insurance	-
Retirement	-
Other	-
Total for Personnel Services and Benefits	126,155.65
Travel/Training	
Parking/Auto Tolls	-
Travel/Lodging/Per Diem/Mileage	-
Total for Travel/Training	-
Operating Services	
Advertisements	112.80
Workers' Compensation	-
Insurance - Malpractice	-
Insurance - Auto/Physical Liability	-
Insurance - Other	-
Lease - Office	-
Lease - Auto/Equipment	551.82
Lease - Other	1,712.82
Office Repair and Maintenance	2,310.40
Office - Telephone/Utilities/Postage/Internet	13,260.43
Dues and Seminars	993.35
Law Library/Journals/Subscriptions	3,921.00
Office Supplies	2,799.57
Total for Operating Services	25,662.19
Professional Services	
Audit/Accounting Expense	11,361.68
Contract Clerical	-
Expert Witness	4,200.00
Investigators	-
Interpreters	-
Social Workers	-
Capital Representation	-
Conflict	1,698.97
Contract - Juvenile Attorneys or CINC	42,500.00
Misdemeanor Attorney Contracts	237,005.00
Contract Attorneys - all other	775,633.57
IT/Technical Support	2,987.98
Total for Professional Services	1,075,387.20
Capital Outlay	
Major Acquisitions	-
Total for Capital Outlay	-
Other Charges	
Other Operating Expenses	295.70
Total for Other Charges	295.70
Total for EXPENDITURES	1,227,500.74
<p>"Note that some data in this report may change due to district corrections or revisions."</p>	

CY24 REVENUES



CY24 EXPENDITURES

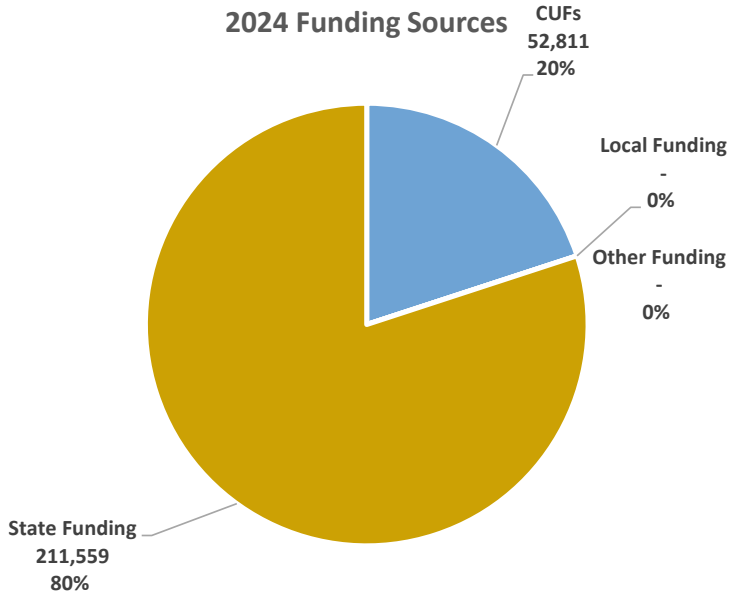




THE 28TH JUDICIAL DISTRICT
PUBLIC DEFENDERS' OFFICE
LASALLE (JENA)

DISTRICT DEFENDER: DERRICK CARSON
3170 N. 1ST STREET
JENA, LA 71342
(318) 992-0881

2024 Funding Sources

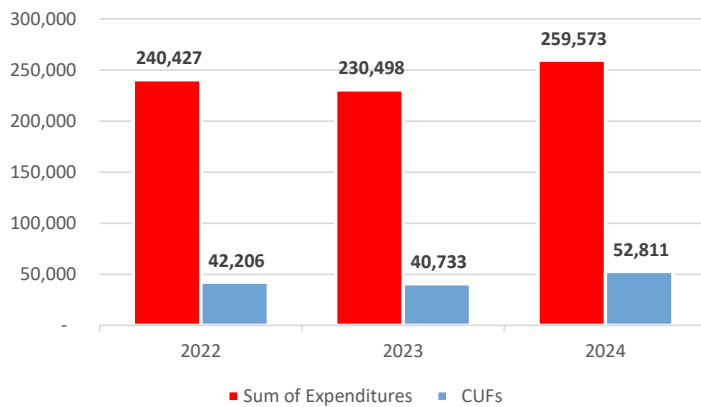


In 2024, the 28th Judicial District Office of the Public Defender received \$264,370 in total revenues. Of the total revenues received, only 20% of funding was derived from Conviction and User Fees (CUFs). Eighty percent of district office funding was derived from state supplemental assistance.

Statutory Conviction and User Fees (CUFs) Judicial District Indigent Defender Fund

Revenue Stream	Statutory Authority
Special Court Costs (\$45)	R.S. 15:168(B)
Mayor's Court	R.S. 33:441)
Application Fee (\$40)	R.S. 15:175)
Partial Reimbursement	R.S. 15:176)
Bond Forfeiture	R.S. 15:571.11)
Civil Forfeiture (RICO)	R.S. 15:1356)
Posting of Criminal Bond (\$2)	R.S. 15:85.1)
Commercial Surety Bonds (\$45)	R.S. 22:822)

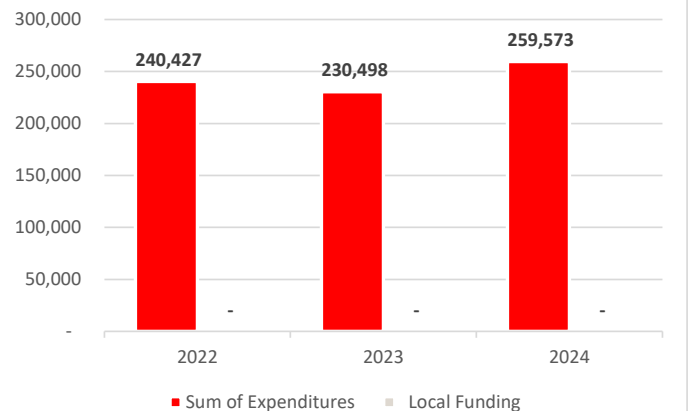
Comparison of 2024 Expenditures to CUFs



Louisiana's Public Defense System is intended to be funded primarily by Conviction and User Fees (CUFs). CUFs are comprised of eight statutes that require district court judges, city court judges, and mayors to assess fines or fees on people who have been convicted of a crime, traffic violation, or ordinance. CUFs are also generated by other actions in the criminal justice system such as bond fees, forfeitures, and application fees.

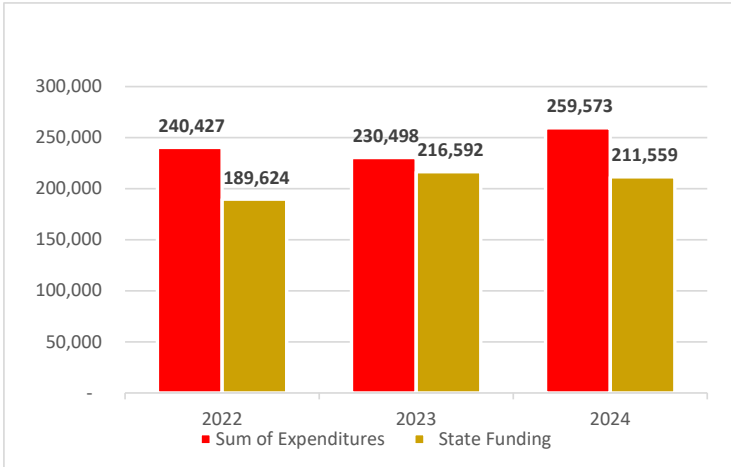
What was intended to serve as the primary funding source for public defenders only accounted for 29% of the office's expenditures in CY 2024. The district is reliant on state supplemental assistance for survival.

Comparison of 2024 Expenditures to Local Revenues



In 2024, the 28th Judicial District Office of the Public Defender did not receive any local funding or in-kind support from the local government or criminal justice system in the district.

Comparison of 2024 Expenditures to State Funding



The failure of the public defender's system unstable funding stream has resulted in an increased reliance on state supplemental assistance for district solvency. During Calendar Year 2024, the office received state funding totaling nearly 82% of the office's expenditures.

The 28th Judicial District Office of the Public Defender is comprised of a single parish, LaSalle.

Public Defender's represent indigent persons accused of a crime or involved in Child in Need of Care matters in 1 section of court.

In the 28th Judicial District, Public Defenders handle juvenile delinquency, Child in Need of Care, misdemeanor, and felony cases.

Number of Parishes in the Judicial District	Number of Weighted Sections of Court
1	1



During Calendar Year 2024, the 28th Judicial District Office of the Public Defender represented 488 individuals in 873 total cases. Undoubtedly, a significant portion of the cases handled during 2024 were rooted in the effects of Louisiana's mental health and substance abuse crises. As the Office of the State Public Defender seeks a stable, reliable, and adequate funding stream that is not reliant on Conviction and User Fees (CUFs) we also seek to have a criminal justice system that we can pay for. A system that focuses on non-carceral rehabilitative interventions when appropriate.



THE 28TH JDC PUBLIC DEFENDERS' OFFICE

Parish(es) & Seat(s)	LaSalle - Jena
Population	14,800
District Defender	Derrick Carson
Years as District Defender	17.5
Before Becoming District Defender, Years in Public Defense	7.5
Does the District Defender Maintain a Private Practice? If NO, Simply Enter a Zero. If Yes, Enter the Number of Estimated Hours Per Month on Average	25
Office Manager	Judy Pugh
Primary Office Street Address	3170 N. 1st St
City	Jena
ZIP	71342
Days of Week Open (M-F) and Office Hours (am -pm)	Mon-Thur 8:00-3, closed Friday
Primary Phone	318-992-0881
Primary Mailing Address	P.O. Box 13, Jena, LA 71342-0013
Primary Fax Number	318-992-0887
Primary Emergency Contact	Judy Pugh
Primary Emergency Phone	318-452-5746 cell, 318-757-2870 home
Secondary Emergency Contact	Derrick Carson
Secondary Emergency Phone	318-623-0390 cell, 318-757-0473
Other District Office(s) Physical and Mailing Addresses and Phone Numbers	None
Other District Office Contact Personnel (Primary Only)	None
Name of Owner(s) of Office(s)/Building (i.e., Lessor)	Par 3, contact Malcolm Ward 318-801-3753
If The Office Does Not Own Its Building(s) AND Pays No Rent, Indicate The Source Of Office Space Support	0
Total Annual Cash Support by Local Appropriation or Tax/Millage (indicate if this figure is an estimate)	0
# And Job Titles Of All Staff Whose Wages Are Provided By Local Government	0
Total PDO Staff Costs <u>Provided by Local Government</u>	0

# of Workers with Retirement Benefits <u>Paid by Local Government</u>	0
Total Annual Cost of Retirement Benefits <u>Paid by Local Government</u> (if unknown enter "UNK")	0
# of Workers with Health Benefits Paid by Local Government	0
Total Annual Cost of Health Benefits Paid by Local Government (if unknown enter "UNK")	0
List Any Other Local In-Kind Contributions Or Other Support From Local Government	0
Courts and Locations	28th JDC Jena, LA
Number of Divisions/Sections of Criminal Court for Each Court in District (Include District Court, CRIMINAL District Court, City Court, Municipal Court, Mayor's Court, etc.) For Which your Office Provides Representation	1
Name of Adult Detention Facilities in This District	LaSalle Parish Courthouse, Jena, LA. LaSalle Corrections, 15976 Hwy 165, Olla, LA.
Name of Adult Detention Facilities Outside the District Which Hold Clients	Richland Parish (women only) Hwy 15; Monroe, Caldwell Corrections(women only); Franklin Parish Detention Winnsboro, LA.
Name of Juvenile Detention Facilities In This District	None
Name of Juvenile Detention Facilities Outside the District Which Hold Clients	Renaissance Home for Youth, 6177 Bayou, Alexandria, LA.
Do Your Courts Routinely Bring Juveniles Before The Judge In Shackles If They Are Being Held In Detention Or Secure Custody At The Time Of The Hearing? Note That Ch. Code Art. 408 Forbids Routine Shackling	No, do not normally house juveniles.
District Attorney	J. Reed Walter
Chief Judge of Criminal District Court	Christopher Peters
Juvenile Court Judges (Specify District of City Court)	Judge Christopher Peters
Drug Court Judges	No
Mental Health Court Judges	No
Other Specialty Court	No
Name of Specialty and Brief Description:	N/A
Short Term Critical Issue Areas	Funding to be able to continue to provide services and represent clients.
Long-Term Critical Issue Areas and other External Factors (outside of your control) that Negatively Affect the Delivery of Services in Your District	Funding
2024 Media Coverage and/or Major Accomplishments	None
Describe Supervisory Structure in Your District (For Attorneys and Non-Attorneys)	Chief, Office Adm. Attorneys, Office Staff

Medical Benefits for Any Staff, Please Describe, Noting Who Pays For the Benefit	None
Number of Cases Involving Children Under Age 18 (prior to April 19, 2024), and Children Under Age 17 (After April 19, 2024) in Your District That Were Directly Filed in Adult Court or Transferred to Adult Court in 2024	None
Number of Cases Involving Children Under Age 18 (prior to April 19, 2024), and Children Under Age 17 (After April 19, 2024) in Your District in Which a Transfer of a Child to Adult Court was Denied	None
Please Provide the Names of All State Representatives and Senators from Your District	Senator Glen Womack, Representative, Neil Riser, Senator Bill Cassidy and Senator John Kennedy
What Changes Have You Implemented in Your District Office in 2024 That Have Improved the Delivery of Public Defender Services?	obtained additional conflict attorneys

28th District Defender Office CY 2024 Caseloads & Outcomes


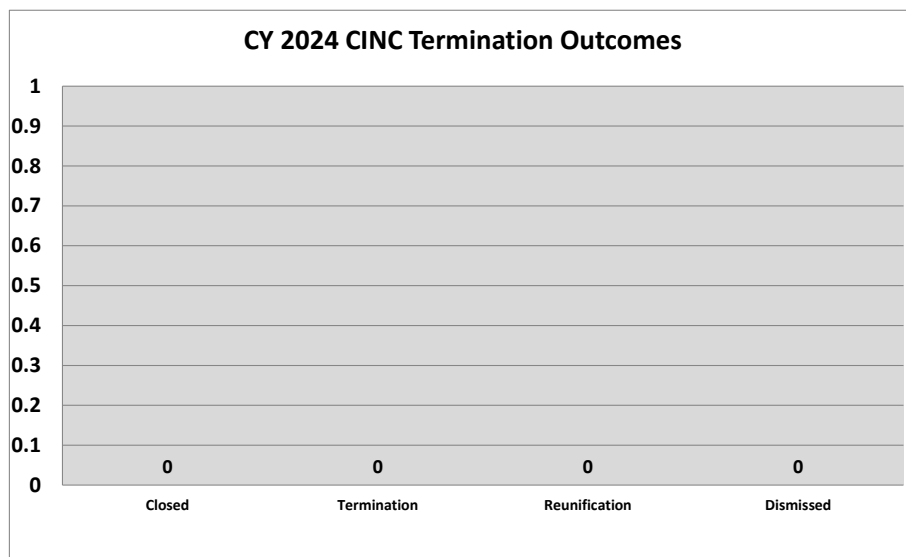
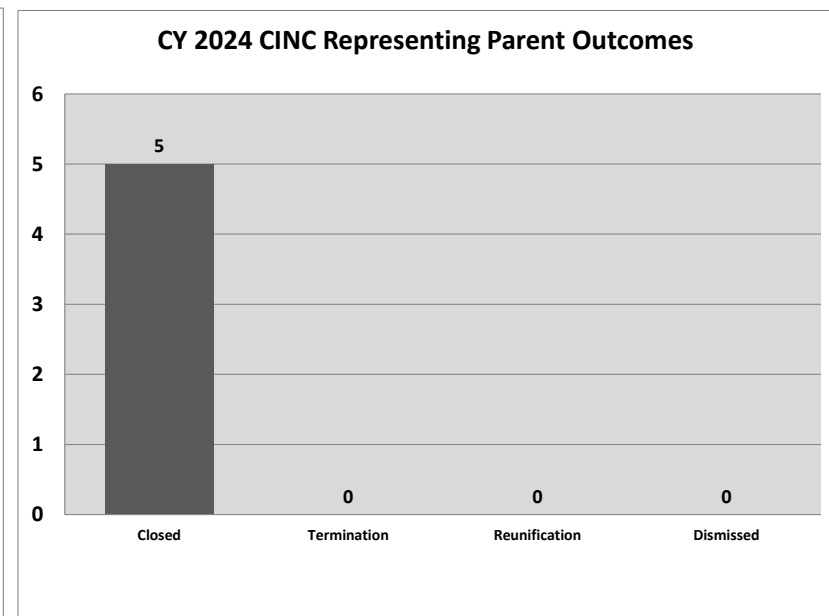
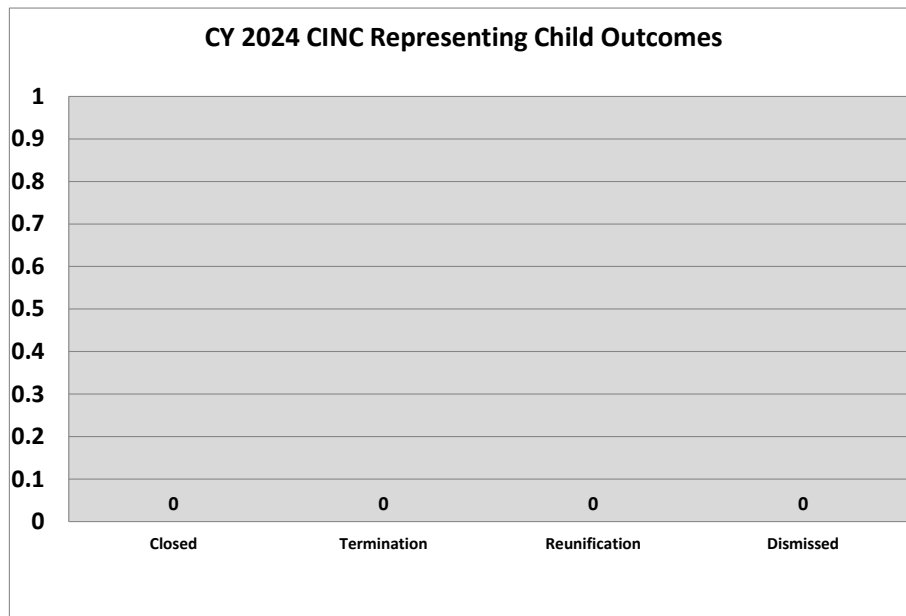
Case Type	New Cases 01/1/2024- 12/31/2024	Closed Cases 01/1/2024- 12/31/2024	Pending Cases* (# of Cases pending on 12/31/2023)	# of Cases pending on 12/31/2023 plus New Cases Received 01/1/2024- 12/31/2024	# Cases Resulting in Termination of Parental Rights	# Cases Resulting in Reunification	# Charges with Admit/Guilty Plea to Current Offense	# Charges with Plea of Guilty to Lesser Charge	# Charges Resulting in Dismissal	# Charges Resulting in Diversion or Deferred Disposition	# Jury Trials: Found Not Guilty	# Jury Trials: Found Guilty	# Judge Trials: Found Not Guilty	# Judge Trials: Found Guilty	Total Trials
Child Support	0	0	0	0	N/A	N/A	N/A	N/A	0	N/A	N/A	N/A	N/A	N/A	0
CINC-Child	0	0	0	0	0	0	N/A	N/A	0	N/A	N/A	N/A	N/A	N/A	0
CINC-Parent	9	5	9	18	0	0	N/A	N/A	0	N/A	N/A	N/A	N/A	N/A	0
Termination	0	0	0	0	0	0	N/A	N/A	0	N/A	N/A	N/A	N/A	N/A	0
FINS	0	0	0	0	N/A	N/A	0	0	0	0	N/A	N/A	N/A	N/A	0
Delinquency Misdemeanor	9	30	26	35	N/A	N/A	1	1	0	2	N/A	N/A	0	0	0
Delinquency Felony	2	7	6	8	N/A	N/A	0	0	0	0	N/A	N/A	0	0	0
Delinquency-Life	0	0	0	0	N/A	N/A	0	0	0	0	N/A	N/A	0	0	0
Juvenile Revocations	0	0	0	0	N/A	N/A	0	0	0	N/A	N/A	N/A	N/A	N/A	0
Adult Misdemeanor*	216	260	190	406	N/A	N/A	18	2	33	0	0	0	0	1	1
Adult Felony Non-LWOP**	230	251	176	406	N/A	N/A	26	15	38	0	0	0	0	5	5
Adult LWOP	0	0	0	0	N/A	N/A	0	0	0	0	0	0	0	0	0
Capital***	0	0	0	0	N/A	N/A	0	0	0	0	0	0	0	0	0
Revocations	0	0	0	0	N/A	N/A	0	0	0	0	N/A	N/A	N/A	N/A	0
PCR	0	0	0	0	N/A	N/A	N/A	N/A	N/A	N/A	N/A	N/A	0	0	0
SOAP	0	0	0	0	N/A	N/A	N/A	N/A	N/A	N/A	N/A	N/A	N/A	N/A	0

NOTE: Charges columns include all charges filed in association with a particular Case Type, regardless of each charge's severity.

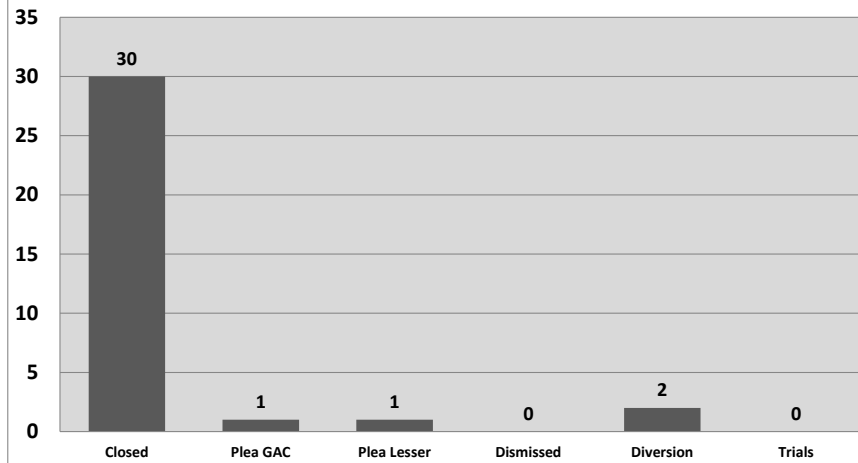
*Includes Traffic, Parish/Municipal Ordinances, Extradition and Unclassified Cases

**Life Without Parole

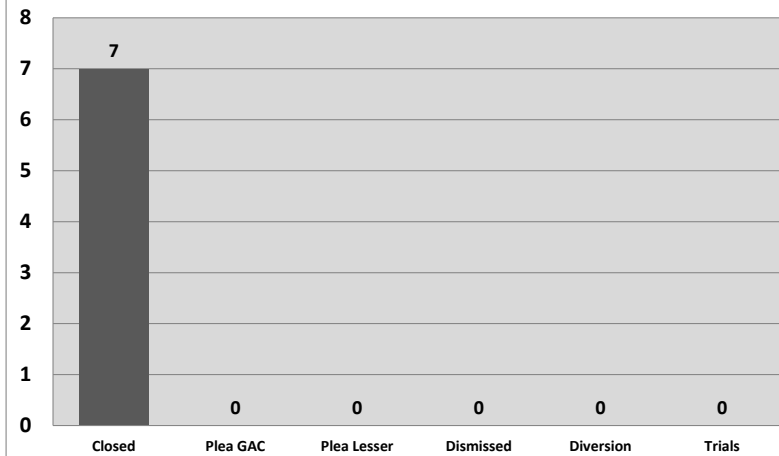
***Capital cases may include cases initially opened by the district office and transferred to a program office at some later stage in the proceedings.



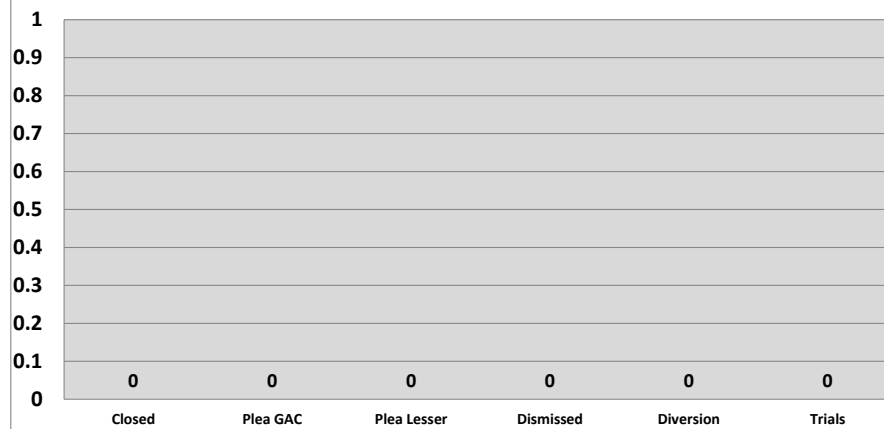
CY 2024 Delinquency Misdemeanor-Grade Outcomes



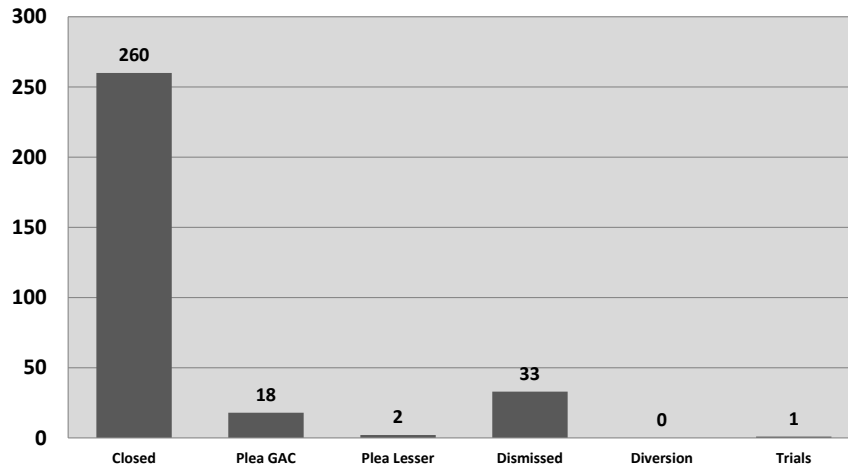
CY 2024 Delinquency Felony-Grade Outcomes



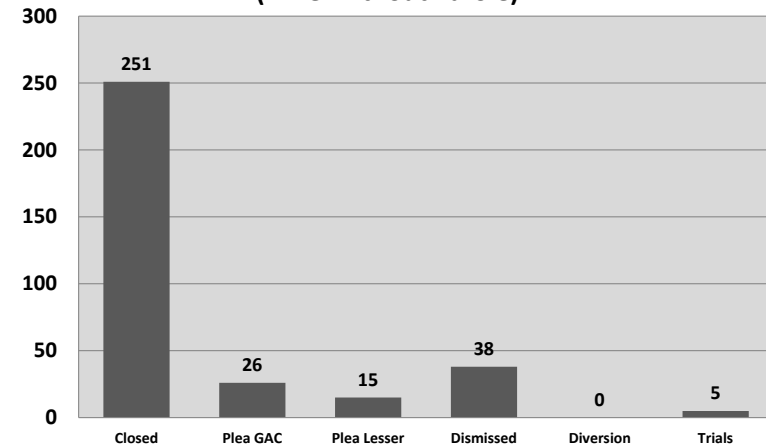
CY 2024 Delinquency Life Outcomes



CY 2024 Adult Misdemeanor Outcomes



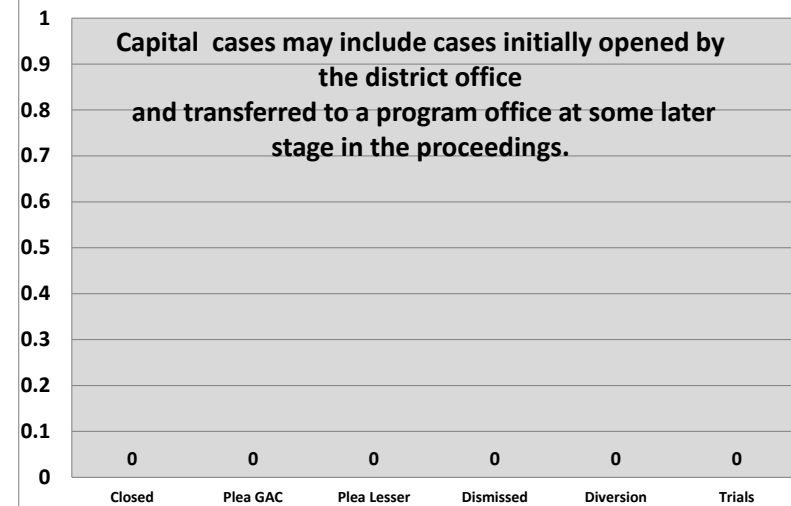
**CY 2024 Adult Felony Non-LWOP* Outcomes
(*Life Without Parole)**



**CY 2024 Adult Felony LWOP* Outcomes
(*Life Without Parole)**



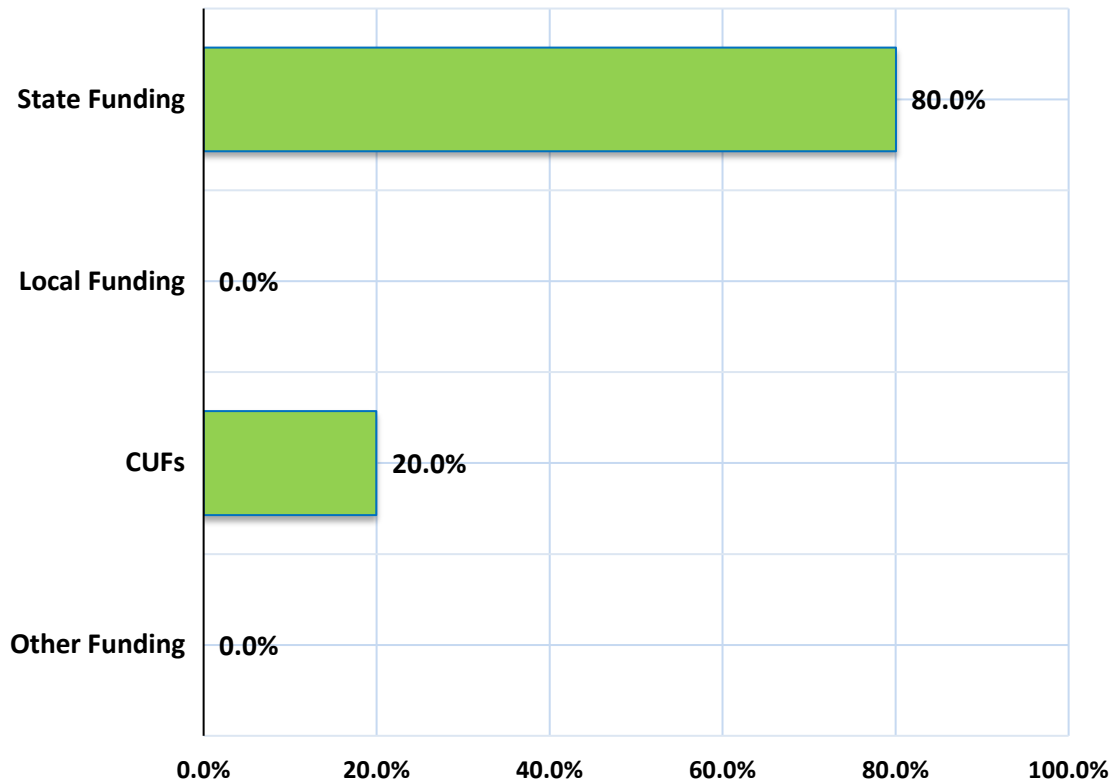
CY 2024 Capital Outcomes



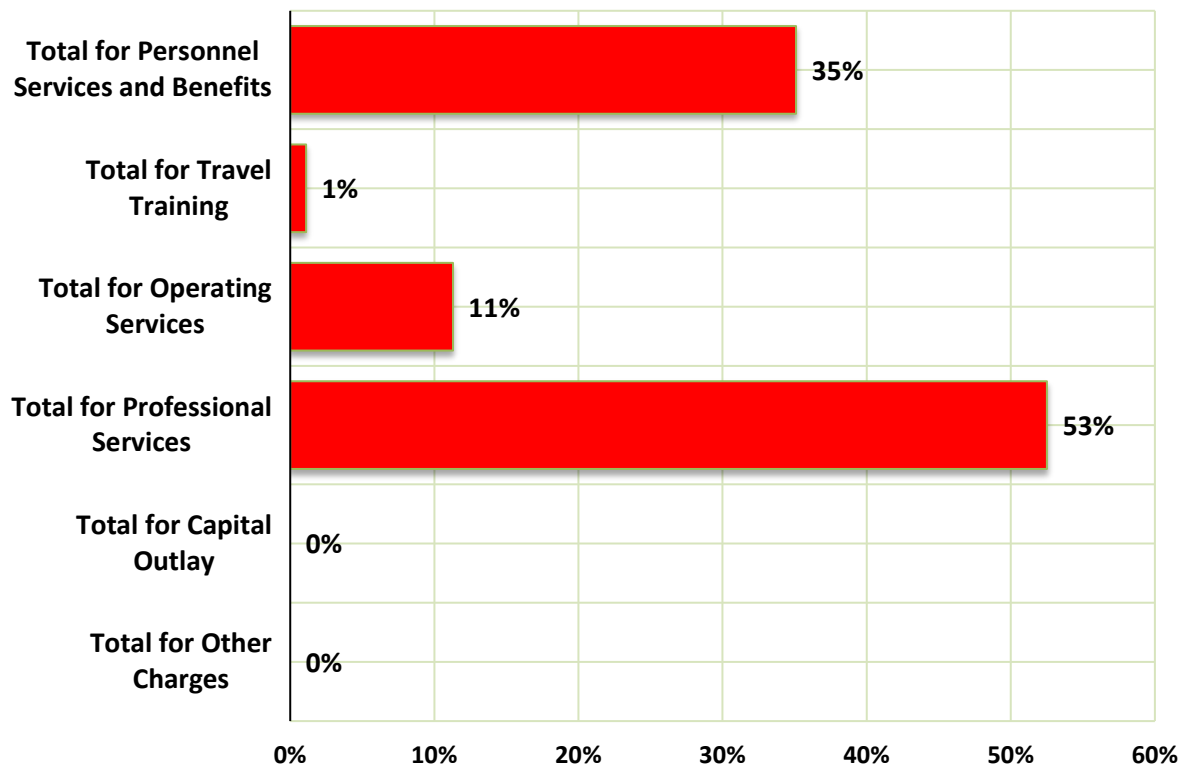
District 28 CY2024	Total CY2024
District Defender: Derrick Carson	
REVENUE	
Federal Government	
Grants - Direct	-
Grants - Indirect (pass thru State)	-
Total for Federal Government	-
State Government	
Department of Corrections	-
Child in Need of Care (CINC)	3,981.38
District Assistance Fund (DAF)	200,734.90
Supplemental/Emergency Funds	6,842.64
Grants	-
Other State Income -List source(s)	-
Total for State Government	211,558.92
Local Government	
Appropriations - General	-
Appropriations - Special	-
Taxes - Millages, Sales, Special, & Other	-
Condition of Probation	4,889.00
Criminal Bond Fees [\$2 per bonded case as per 15:85.1] and Surety Bond Licensing Fees [per 22:822 B]	18,143.85
Traffic Camera	-
Grants	-
Other Local Income -List source(s)	-
\$45 Special Court Costs [R.S. 15:168.B(1)] and \$35 Mayor's Court Costs	-
Criminal District Court	-
City & City-Ward Courts	-
Judicial District Courts	-
Juvenile Court	-
Mayor's Court (\$35 Special Court Costs for Mayor's Court Only)	-
Magistrates' Courts	-
Municipal Court	1,535.00
Parish Courts	22,978.50
Traffic Court	-
Non-itemized, lump sum collected and remitted by all courts	-
Non-Itemized lump sum assessed by the court; collected and remitted by the Sheriff(s)	-
Non-Itemized lump sum assessed by the court; collected and remitted by the Police Juries	-
Total for \$45 Special Court Costs [R.S. 15:168.B(1)] and \$35 Mayor's Court Costs	24,513.50
Charges For Services	
\$40 Indigent Defense Application Fees [as per 15:175 A (1)(f)]	520.00
Partial Attorney Fees Reimbursements [as per 15:176]	4,744.75
Other Reimbursements	-
Other Local Income -List source(s)	-
Total for Charges For Services	5,264.75
Total for Local Government	52,811.10
Investment Earnings	
Interest Income	-
Other Investment Income - List source(s)	-
Total for Investment Earnings	-
Other Sources (Grants & Contributions)	
Non-Profit Organizations	-
Private Organizations	-
Corporate	-
Other - List source(s)	-
Total for Other Sources (Grants & Contributions)	-
Total for REVENUE	264,370.02

District 28 CY2024	Total CY2024
District Defender: Derrick Carson	
EXPENDITURES	
Personnel Services and Benefits	
Salaries	84,239.04
Accrued Leave	-
Payroll Taxes	6,892.43
Hospitalization and Disability Insurance	-
Retirement	-
Other	-
Total for Personnel Services and Benefits	91,131.47
Travel/Training	
Parking/Auto Tolls	-
Travel/Lodging/Per Diem/Mileage	2,848.96
Total for Travel/Training	2,848.96
Operating Services	
Advertisements	-
Workers' Compensation	-
Insurance - Malpractice	7,234.50
Insurance - Auto/Physical Liability	-
Insurance - Other	-
Lease - Office	10,060.00
Lease - Auto/Equipment	-
Lease - Other	-
Office Repair and Maintenance	-
Office - Telephone/Utilities/Postage/Internet	11,585.41
Dues and Seminars	150.00
Law Library/Journals/Subscriptions	-
Office Supplies	260.33
Total for Operating Services	29,290.24
Professional Services	
Audit/Accounting Expense	10,412.50
Contract Clerical	-
Expert Witness	-
Investigators	27,500.00
Interpreters	-
Social Workers	-
Capital Representation	-
Conflict	-
Contract - Juvenile Attorneys or CINC	1,000.00
Misdemeanor Attorney Contracts	-
Contract Attorneys - all other	97,389.41
IT/Technical Support	-
Total for Professional Services	136,301.91
Capital Outlay	
Major Acquisitions	-
Total for Capital Outlay	-
Other Charges	
Other Operating Expenses	-
Total for Other Charges	-
Total for EXPENDITURES	259,572.58
<p>"Note that some data in this report may change due to district corrections or revisions."</p>	

CY24 REVENUES



CY24 EXPENDITURES

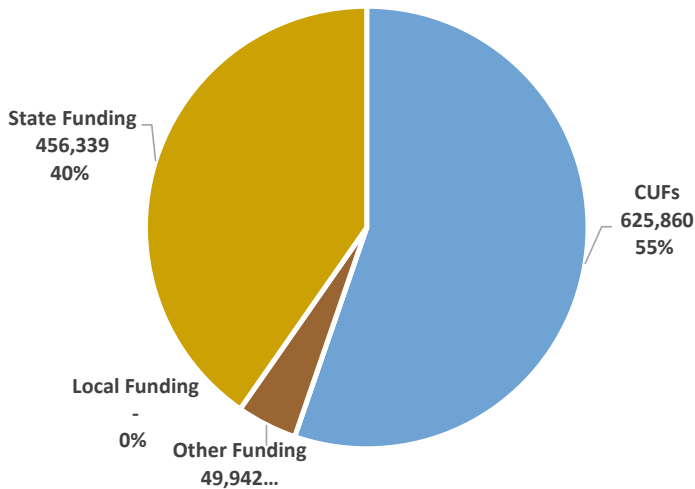




THE 29TH JUDICIAL DISTRICT
PUBLIC DEFENDERS' OFFICE
ST. CHARLES (HAHNVILLE)

DISTRICT DEFENDER: FENWICK A. SWANN, III
13309 RIVER ROAD
LULING, LA 70070
(985) 331-5170

2024 Funding Sources

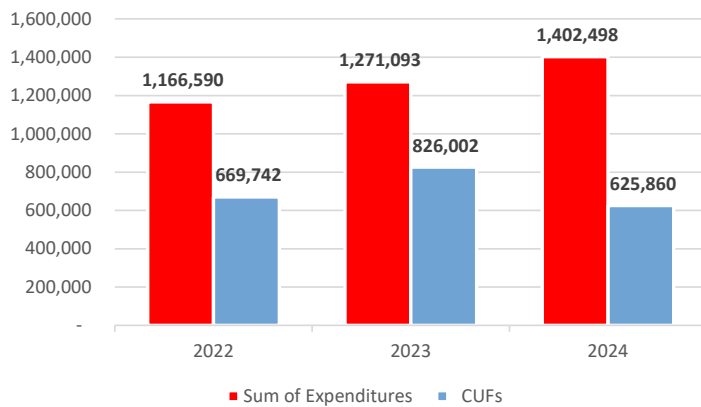


In 2024, the 29th Judicial District Office of the Public Defender received \$1,132,141.50 in total revenues. Of the total revenues received, 55% of funding was derived from Conviction and User Fees (CUFs), which exceeds the statewide average of 31%. Forty percent of district office funding was derived from state supplemental assistance.

Statutory Conviction and User Fees (CUFs) Judicial District Indigent Defender Fund

Revenue Stream	Statutory Authority
Special Court Costs (\$45)	R.S. 15:168(B)
Mayor's Court	R.S. 33:441)
Application Fee (\$40)	R.S. 15:175)
Partial Reimbursement	R.S. 15:176)
Bond Forfeiture	R.S. 15:571.11)
Civil Forfeiture (RICO)	R.S. 15:1356)
Posting of Criminal Bond (\$2)	R.S. 15:85.1)
Commercial Surety Bonds (\$45)	R.S. 22:822)

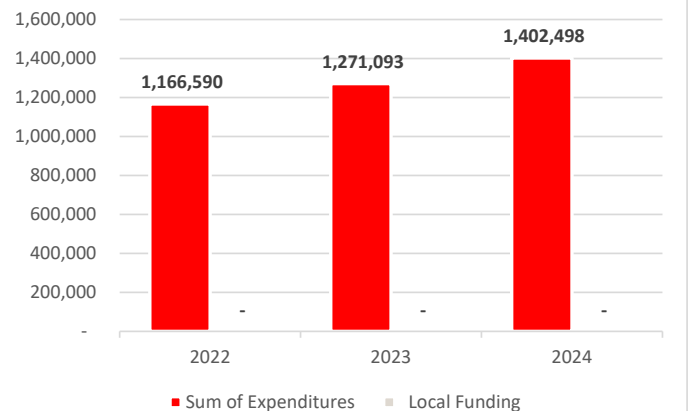
Comparison of 2024 Expenditures to CUFs



Louisiana's Public Defense System is intended to be funded primarily by Conviction and User Fees (CUFs). CUFs are comprised of eight statutes that require district court judges, city court judges, and mayors to assess fines or fees on people who have been convicted of a crime, traffic violation, or ordinance. CUFs are also generated by other actions in the criminal justice system such as bond fees, forfeitures, and application fees.

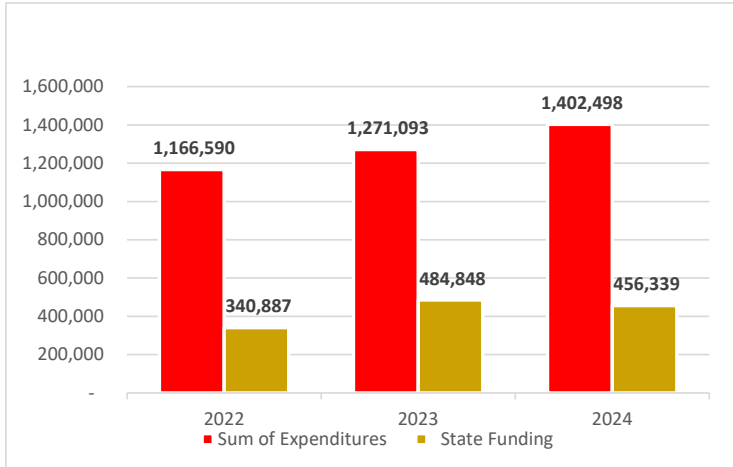
In the 29th District, the primary funding source, CUFs, provided the district with nearly 45% of the office's expenditures in CY 2024.

Comparison of 2024 Expenditures to Local Revenues



In 2024, the 29th Judicial District Office of the Public Defender did not receive any local funding or in-kind support from the local government or criminal justice system.

Comparison of 2024 Expenditures to State Funding



The failure of the public defender's system unstable funding stream that has resulted in an increased reliance on state supplemental assistance for solvency in jurisdictions across the state, also has led to the 29th Judicial District Office of the Public Defender receiving limited supplemental state assistance. State resources have gone towards ensuring solvency in other parts of the state. During Calendar Year 2024, the office received state funding totaling only 32.5% of the office's expenditures.

The 29th Judicial District Office of the Public Defender is comprised of a single parish, St. Charles.

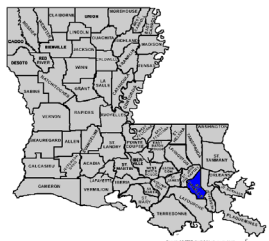
Public Defender's represent indigent persons accused of a crime or involved in Child in Need of Care matters across 3 sections of court.

In the 29th Judicial District, Public Defenders handle juvenile delinquency, Child in Need of Care, misdemeanor, and felony cases

Number of Parishes in the Judicial District	Number of Weighted Sections of Court
1	3



During Calendar Year 2024, the 29th Judicial District Office of the Public Defender represented 1,348 individuals in 2,082 total cases. Undoubtedly, a significant portion of the cases handled during 2024 were rooted in the effects of Louisiana's mental health and substance abuse crises. As the Office of the State Public Defender seeks a stable, reliable, and adequate funding stream that is not reliant on Conviction and User Fees (CUFs) we also seek to have a criminal justice system that we can pay for. A system that focuses on non-carceral rehabilitative interventions when appropriate.



THE 29TH JDC PUBLIC DEFENDERS' OFFICE

Parish(es) & Seat(s)	St. Charles-Hahnville
Population	52,282
District Defender	Fenwick A. Swann III
Years as District Defender	5
Before Becoming District Defender, Years in Public Defense	20
Does the District Defender Maintain a Private Practice? If NO, Simply Enter a Zero. If Yes, Enter the Number of Estimated Hours Per Month on Average	0
Office Manager	Tammy Haydel
Primary Office Street Address	13309 River Road
City	Luling
ZIP	70070
Days of Week Open (M-F) and Office Hours (am -pm)	9am-4pm Monday- Thursday, 9am-1pm Friday. Client Support and Phaone availability 9am-5pm Monday-Friday
Primary Phone	985-331-5170
Primary Mailing Address	13309 River Road, Luling, LA 70070
Primary Fax Number	985-785-6831
Primary Emergency Contact	District Defender Fenwick Swann
Primary Emergency Phone	504-447-1671
Secondary Emergency Contact	Tammy Haydel
Secondary Emergency Phone	504-606-9509
Other District Office(s) Physical and Mailing Addresses and Phone Numbers	None
Other District Office Contact Personnel (Primary Only)	None
Name of Owner(s) of Office(s)/Building (i.e., Lessor)	Manina Dubroca, Kirk Granier
If The Office Does Not Own Its Building(s) AND Pays No Rent, Indicate The Source Of Office Space Support	N/A
Total Annual Cash Support by Local Appropriation or Tax/Millage (indicate if this figure is an estimate)	N/A
# And Job Titles Of All Staff Whose Wages Are Provided By Local Government	N/A
Total PDO Staff Costs <u>Provided by Local Government</u>	N/A

# of Workers with Retirement Benefits Paid by Local Government	N/A
Total Annual Cost of Retirement Benefits Paid by Local Government (if unknown enter "UNK")	N/A
# of Workers with Health Benefits Paid by Local Government	N/A
Total Annual Cost of Health Benefits Paid by Local Government (if unknown enter "UNK")	N/A
List Any Other Local In-Kind Contributions Or Other Support From Local Government	N/A
Courts and Locations	29th Judicial District Court, Hahnville, LA
Number of Divisions/Sections of Criminal Court for Each Court in District (Include District Court, CRIMINAL District Court, City Court, Municipal Court, Mayor's Court, etc.) For Which your Office Provides Representation	29th Judicial District Court, Hahnville, LA - 3 Sections
Name of Adult Detention Facilities in This District	Nelson Coleman Correctional Center, Killona, LA
Name of Adult Detention Facilities Outside the District Which Hold Clients	Plaquemines Parish Detention Center, houses all female pretrial inmates
Name of Juvenile Detention Facilities In This District	None
Name of Juvenile Detention Facilities Outside the District Which Hold Clients	Ware Youth Detention Center, 3565 US-71, Coushatta, LA 71019
Do Your Courts Routinely Bring Juveniles Before The Judge In Shackles If They Are Being Held In Detention Or Secure Custody At The Time Of The Hearing? Note That Ch. Code Art. 408 Forbids Routine Shackling	No- Accused and Detained Juveniles are no longer shackled in court, and the Alternative to Detention (ATD) Program has been used to limit number of juveniles being detained through use of ankle monitoring, and supervision while disposition is pending.
District Attorney	Joel T. Chaisson, II
Chief Judge of Criminal District Court	Connie Aucoin
Juvenile Court Judges (Specify District of City Court)	2 District Judges alternated juvenile court monthly.
Drug Court Judges	Rochelle Fahrig
Mental Health Court Judges	None
Other Specialty Court	None
Name of Specialty and Brief Description:	N/A
Short Term Critical Issue Areas	N/A
Long-Term Critical Issue Areas and other External Factors (outside of your control) that Negatively Affect the Delivery of Services in Your District	Insufficient meeting space at courthouse to meet with clients. New set up of courtrooms, did not take into consideration the pre-courtroom housing of clients, or meeting space with attorneys.

2024 Media Coverage and/or Major Accomplishments	St Charles Herald Guide featured the Community Oriented Defense in United Way edition in September 2024
Describe Supervisory Structure in Your District (For Attorneys and Non-Attorneys)	District Defender Supervises all adult felony and misdemeanor attorneys. Chief of Juvenile Defense supervises all juvenile delinquency and CINC parent attorneys. Administrator supervises office staff and interns.
Medical Benefits for Any Staff, Please Describe, Noting Who Pays For the Benefit	Yes for full-time employees, PDO pays 100%
Number of Cases Involving Children Under Age 18 (prior to April 19, 2024), and Children Under Age 17 (After April 19, 2024) in Your District That Were Directly Filed in Adult Court or Transferred to Adult Court in 2024	5
Number of Cases Involving Children Under Age 18 (prior to April 19, 2024), and Children Under Age 17 (After April 19, 2024) in Your District in Which a Transfer of a Child to Adult Court was Denied	0
Please Provide the Names of All State Representatives and Senators from Your District	Greg Miller- Senator- 19th District, Beth Billings- Representative -56th District, Sylvia Taylor- Representative- 57th District
What Changes Have You Implemented in Your District Office in 2024 That Have Improved the Delivery of Public Defender Services?	Instituted the use of Motions Bank. Added new mentoring program to assist newer less experienced attorneys. Changed Community Oriented Defense Program contracting structure to save funding. Tis saved funding is to be used for expert witness fund. Developed program to instituted monthly training within office, to properly train new attorneys. Added the position of Chief of Juvenile Defense to help train, and supervise juvenile attorneys.

29th District Defender Office CY 2024 Caseloads & Outcomes

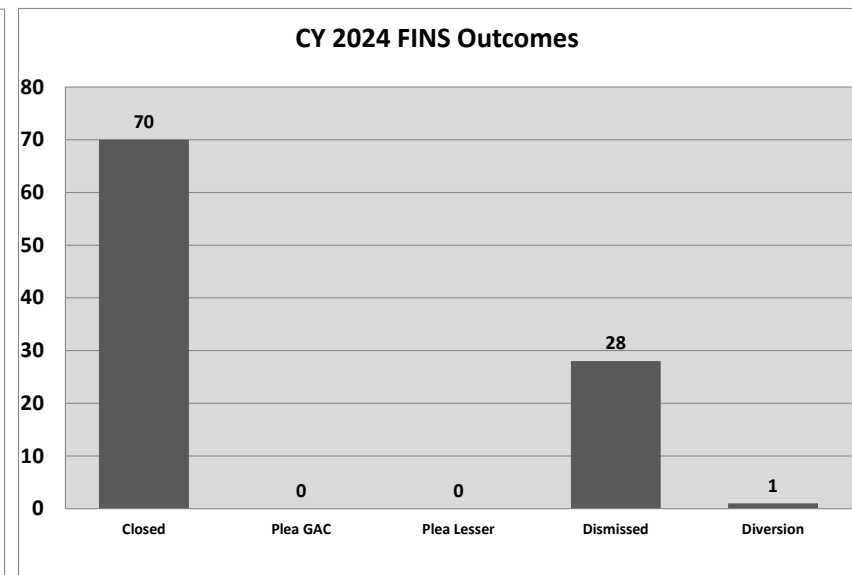
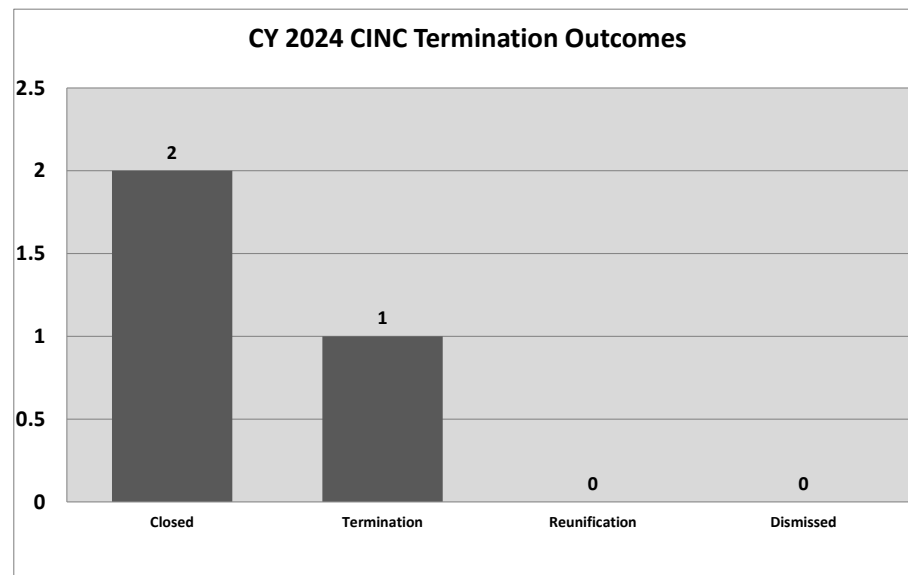
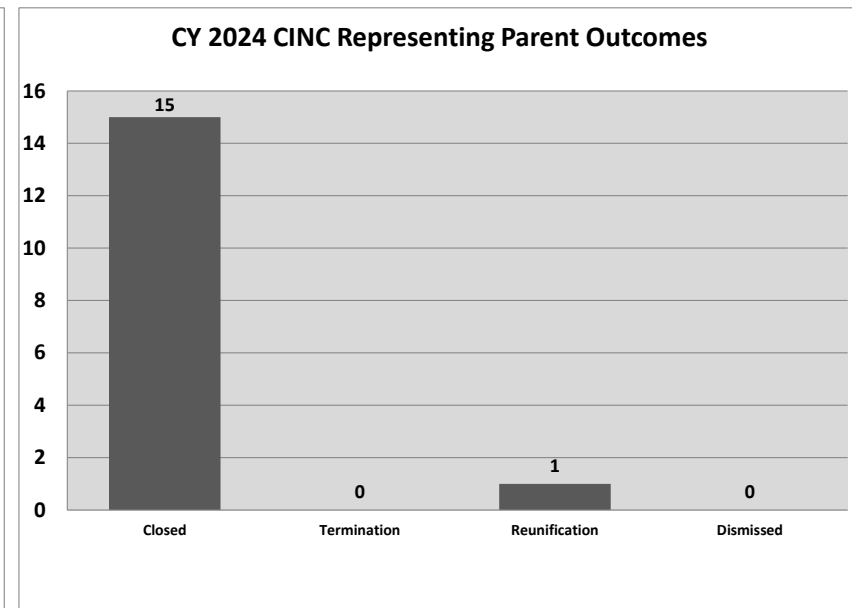
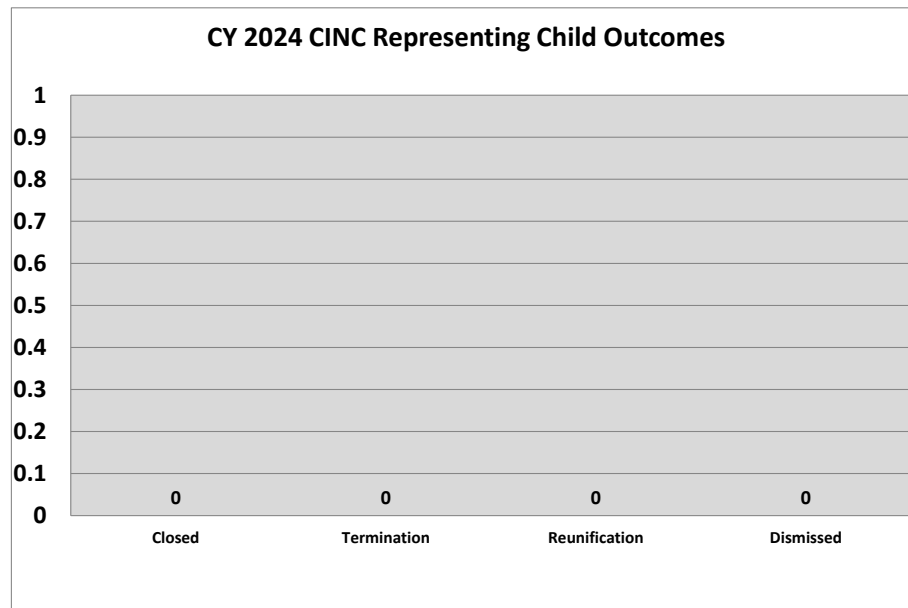
Case Type	New Cases 01/1/2024- 12/31/2024	Closed Cases 01/1/2024- 12/31/2024	Pending Cases* (# of Cases pending on 12/31/2023)	# of Cases pending on 12/31/2023 plus New Cases Received 01/1/2024- 12/31/2024	# Cases Resulting in Termination of Parental Rights	# Cases Resulting in Reunification	# Charges with Admit/Guilty Plea to Current Offense	# Charges with Plea of Guilty to Lesser Charge	# Charges Resulting in Dismissal	# Charges Resulting in Diversion or Deferred Disposition	# Jury Trials: Found Not Guilty	# Jury Trials: Found Guilty	# Judge Trials: Found Not Guilty	# Judge Trials: Found Guilty	Total Trials
Child Support	0	0	0	0	N/A	N/A	N/A	N/A	0	N/A	N/A	N/A	N/A	N/A	0
CINC-Child	0	0	0	0	0	0	N/A	N/A	0	N/A	N/A	N/A	N/A	N/A	0
CINC-Parent	13	15	18	31	0	1	N/A	N/A	0	N/A	N/A	N/A	N/A	N/A	0
Termination	0	2	5	5	1	0	N/A	N/A	0	N/A	N/A	N/A	N/A	N/A	0
FINS	95	70	40	135	N/A	N/A	0	0	28	1	N/A	N/A	N/A	N/A	0
Delinquency Misdemeanor	197	125	42	239	N/A	N/A	0	1	95	14	N/A	N/A	0	1	1
Delinquency Felony	55	26	16	71	N/A	N/A	2	1	24	3	N/A	N/A	0	0	0
Delinquency-Life	0	0	0	0	N/A	N/A	0	0	0	0	N/A	N/A	0	0	0
Juvenile Revocations	0	0	0	0	N/A	N/A	0	0	0	N/A	N/A	N/A	N/A	N/A	0
Adult Misdemeanor*	459	396	291	750	N/A	N/A	164	12	212	0	0	1	0	2	3
Adult Felony Non-LWOP**	485	389	258	743	N/A	N/A	127	35	161	0	0	2	0	5	7
Adult LWOP	0	0	1	1	N/A	N/A	0	0	0	0	0	0	0	0	0
Capital***	0	0	0	0	N/A	N/A	0	0	0	0	0	0	0	0	0
Revocations	7	35	100	107	N/A	N/A	0	0	0	0	N/A	N/A	N/A	N/A	0
PCR	0	0	0	0	N/A	N/A	N/A	N/A	N/A	N/A	N/A	N/A	0	0	0
SOAP	0	0	0	0	N/A	N/A	N/A	N/A	N/A	N/A	N/A	N/A	N/A	N/A	0

NOTE: Charges columns include all charges filed in association with a particular Case Type, regardless of each charge's severity.

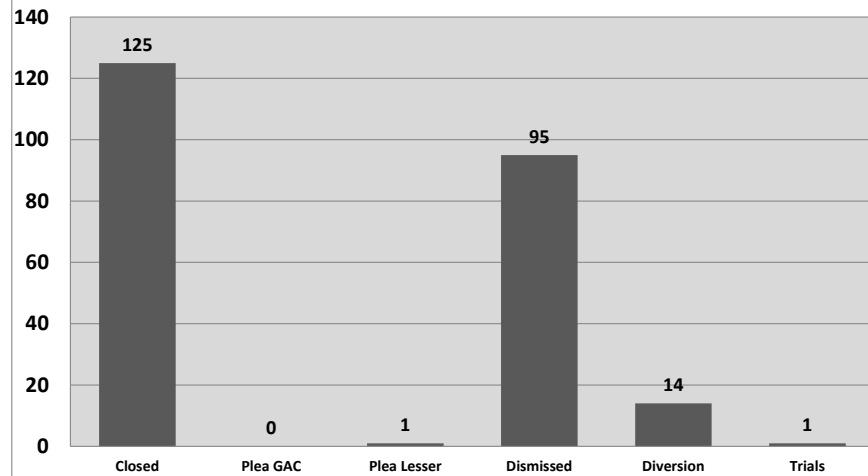
*Includes Traffic, Parish/Municipal Ordinances, Extradition and Unclassified Cases

**Life Without Parole

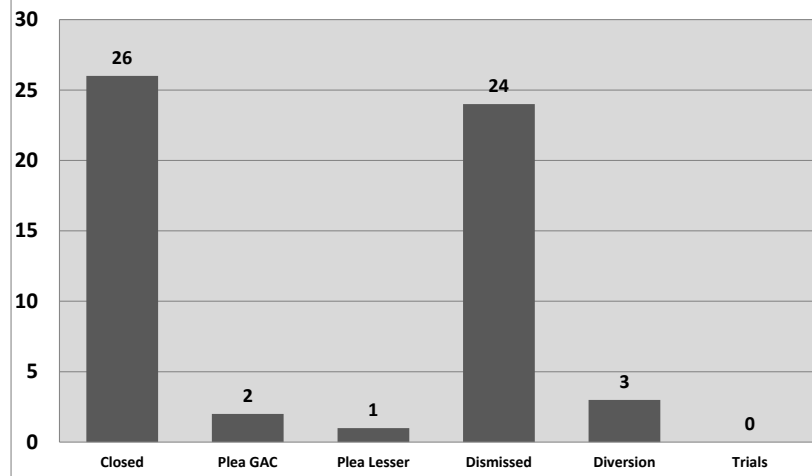
***Capital cases may include cases initially opened by the district office and transferred to a program office at some later stage in the proceedings.



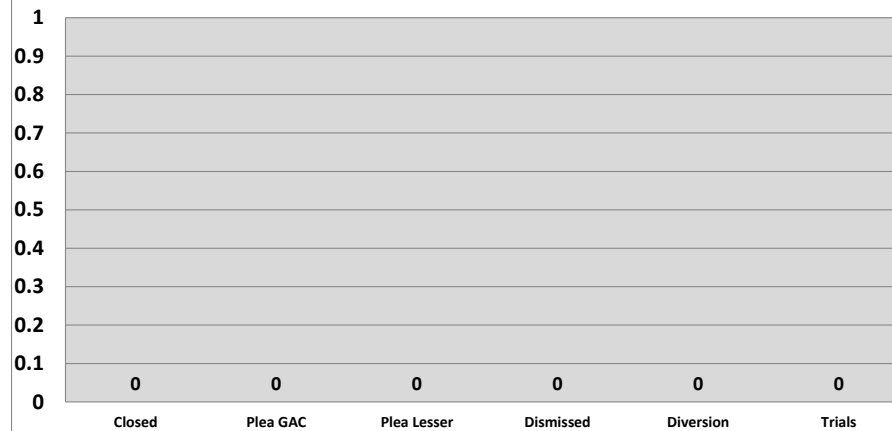
CY 2024 Delinquency Misdemeanor-Grade Outcomes



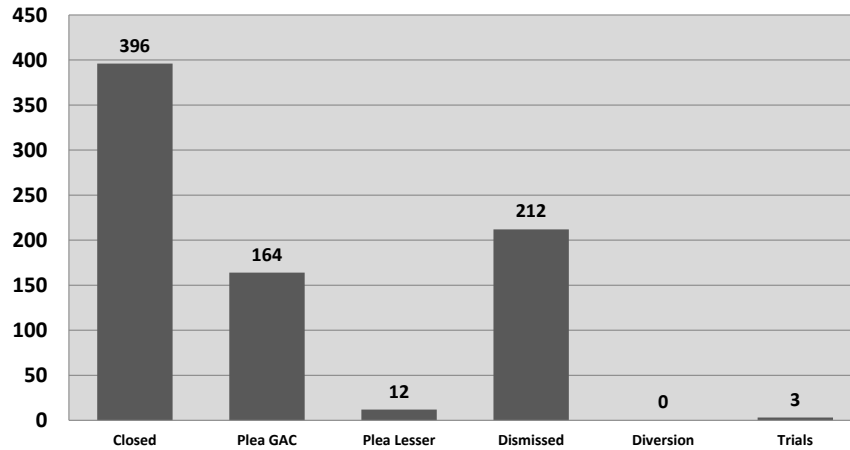
CY 2024 Delinquency Felony-Grade Outcomes



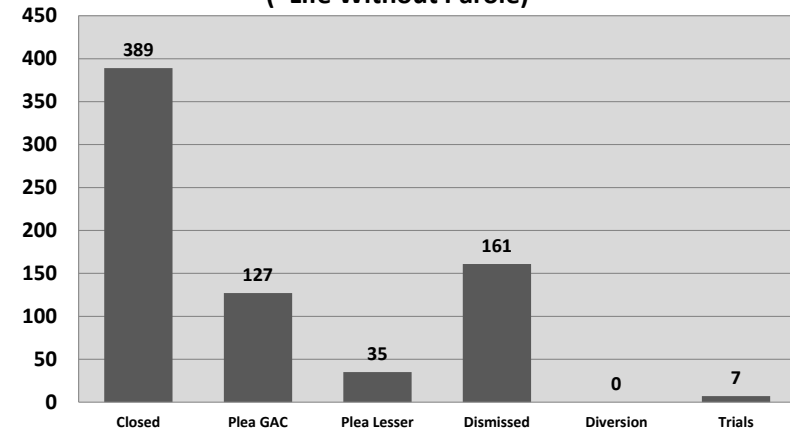
CY 2024 Delinquency Life Outcomes



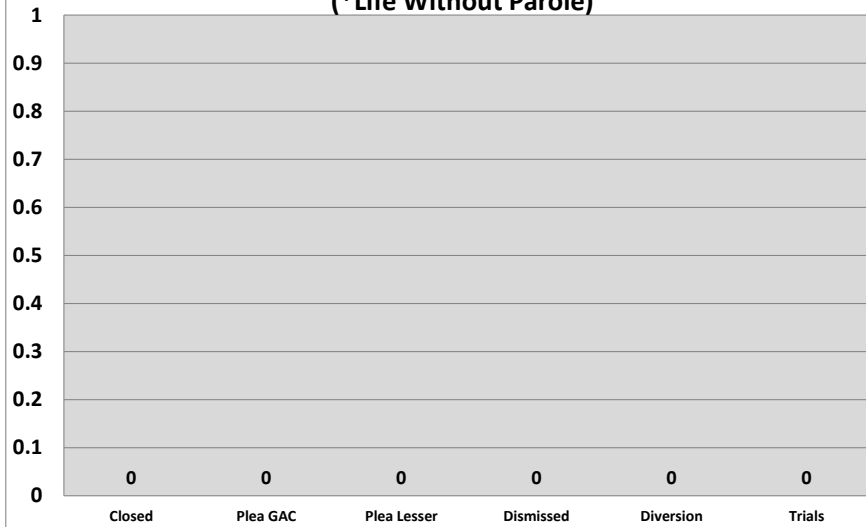
CY 2024 Adult Misdemeanor Outcomes



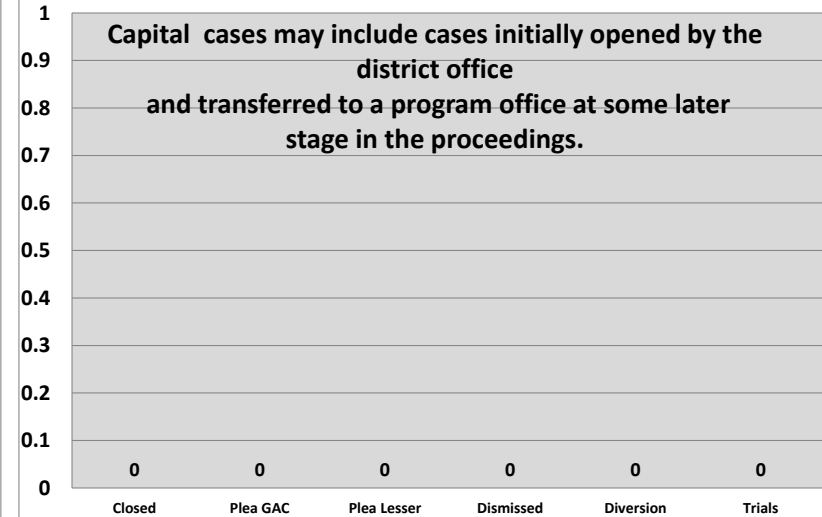
**CY 2024 Adult Felony Non-LWOP* Outcomes
(*Life Without Parole)**



**CY 2024 Adult Felony LWOP* Outcomes
(*Life Without Parole)**



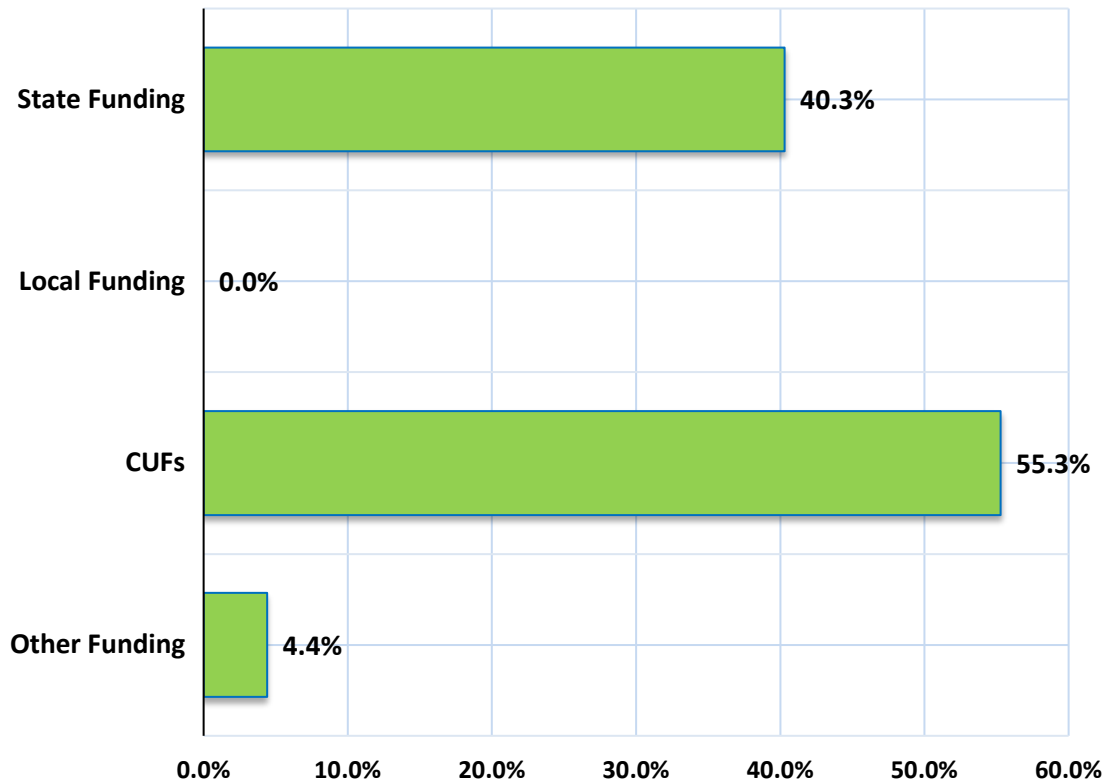
CY 2024 Capital Outcomes



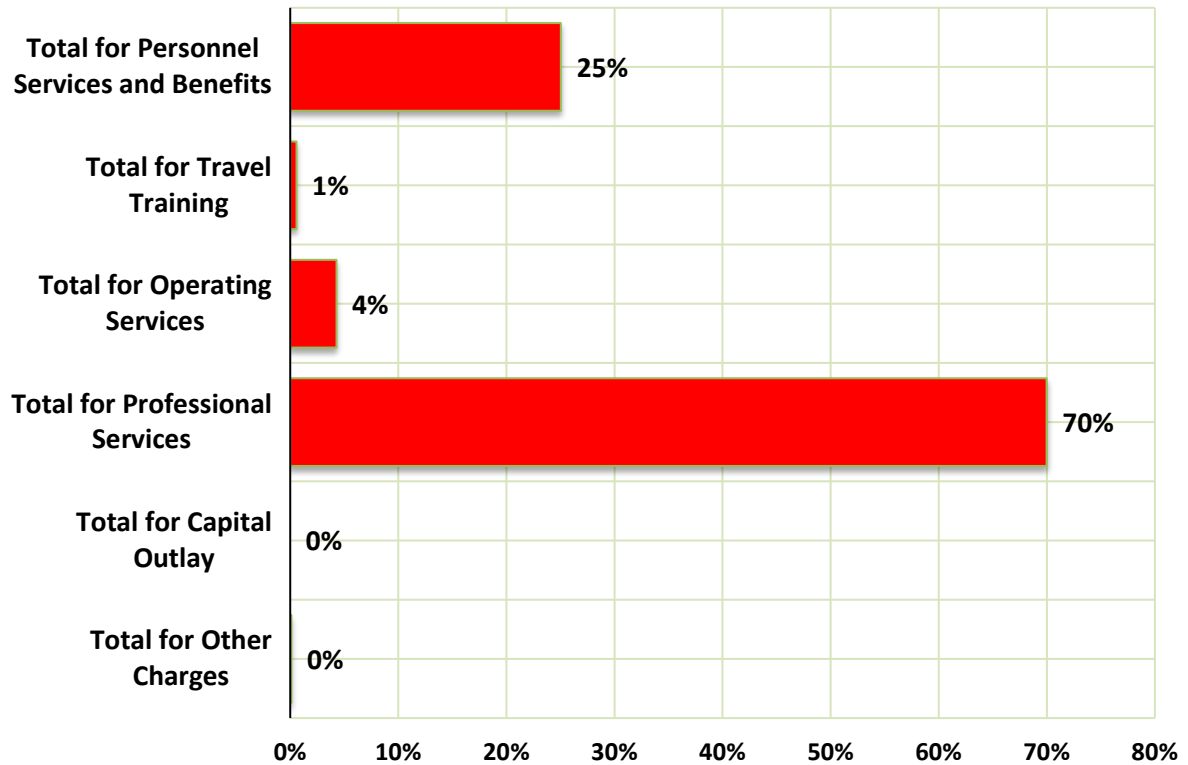
District 29 CY2024	Total CY2024
District Defender: Fenwick Swann	
REVENUE	
Federal Government	
Grants - Direct	-
Grants - Indirect (pass thru State)	-
Total for Federal Government	-
State Government	
Department of Corrections	-
Child in Need of Care (CINC)	43,925.00
District Assistance Fund (DAF)	398,426.68
Supplemental/Emergency Funds	13,987.14
Grants	-
Other State Income -List source(s)	-
Total for State Government	456,338.82
Local Government	
Appropriations - General	-
Appropriations - Special	-
Taxes - Millages, Sales, Special, & Other	-
Condition of Probation	-
Criminal Bond Fees [\$2 per bonded case as per 15:85.1] and Surety Bond Licensing Fees [per 22:822 B]	55,487.23
Traffic Camera	-
Grants	19,166.66
Other Local Income -List source(s)	-
\$45 Special Court Costs [R.S. 15:168.B(1)] and \$35 Mayor's Court Costs	
Criminal District Court	-
City & City-Ward Courts	-
Judicial District Courts	-
Juvenile Court	-
Mayor's Court (\$35 Special Court Costs for Mayor's Court Only)	-
Magistrates' Courts	-
Municipal Court	-
Parish Courts	-
Traffic Court	-
Non-itemized, lump sum collected and remitted by all courts	-
Non-Itemized lump sum assessed by the court; collected and remitted by the Sheriff(s)	559,053.57
Non-Itemized lump sum assessed by the court; collected and remitted by the Police Juries	-
Total for \$45 Special Court Costs [R.S. 15:168.B(1)] and \$35 Mayor's Court Costs	559,053.57
Charges For Services	
\$40 Indigent Defense Application Fees [as per 15:175 A (1)(f)]	3,089.50
Partial Attorney Fees Reimbursements [as per 15:176]	8,230.00
Other Reimbursements	1,512.00
Other Local Income -List source(s)	-
Total for Charges For Services	12,831.50
Total for Local Government	646,538.96
Investment Earnings	
Interest Income	61.08
Other Investment Income - List source(s)	2,085.11
Total for Investment Earnings	2,146.19
Other Sources (Grants & Contributions)	
Non-Profit Organizations	26,354.18
Private Organizations	-
Corporate	-
Other - List source(s)	763.30
Total for Other Sources (Grants & Contributions)	27,117.48
Total for REVENUE	1,132,141.45

District 29 CY2024	Total CY2024
District Defender: Fenwick Swann	
EXPENDITURES	
Personnel Services and Benefits	
Salaries	271,084.52
Accrued Leave	-
Payroll Taxes	21,763.78
Hospitalization and Disability Insurance	37,164.75
Retirement	21,225.11
Other	-
Total for Personnel Services and Benefits	351,238.16
Travel/Training	
Parking/Auto Tolls	12.35
Travel/Lodging/Per Diem/Mileage	8,294.35
Total for Travel/Training	8,306.70
Operating Services	
Advertisements	195.30
Workers' Compensation	2,572.00
Insurance - Malpractice	5,930.00
Insurance - Auto/Physical Liability	3,593.57
Insurance - Other	-
Lease - Office	21,600.00
Lease - Auto/Equipment	-
Lease - Other	-
Office Repair and Maintenance	2,705.37
Office - Telephone/Utilities/Postage/Internet	10,149.80
Dues and Seminars	3,123.45
Law Library/Journals/Subscriptions	821.92
Office Supplies	9,258.24
Total for Operating Services	59,949.65
Professional Services	
Audit/Accounting Expense	51,732.50
Contract Clerical	1,000.00
Expert Witness	-
Investigators	18,000.00
Interpreters	-
Social Workers	23,550.00
Capital Representation	-
Conflict	2,500.00
Contract - Juvenile Attorneys or CINC	122,250.00
Misdemeanor Attorney Contracts	173,262.00
Contract Attorneys - all other	574,893.00
IT/Technical Support	14,341.90
Total for Professional Services	981,529.40
Capital Outlay	
Major Acquisitions	-
Total for Capital Outlay	-
Other Charges	
Other Operating Expenses	1,474.35
Total for Other Charges	1,474.35
Total for EXPENDITURES	1,402,498.26
<p>"Note that some data in this report may change due to district corrections or revisions."</p>	

CY24 REVENUES



CY24 EXPENDITURES

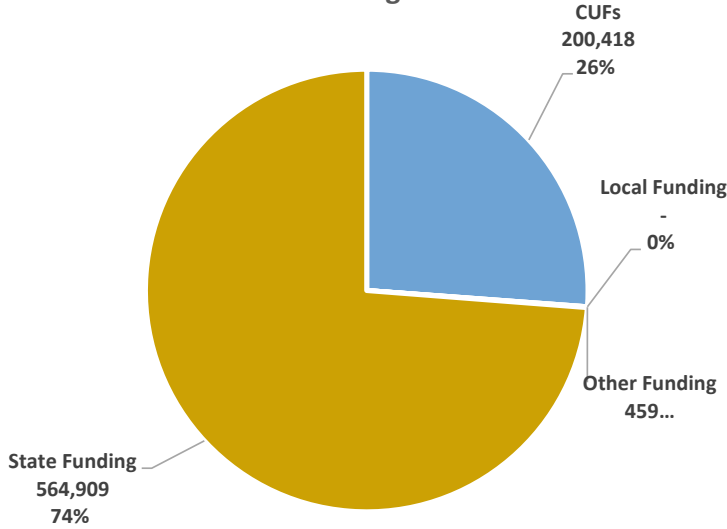




THE 30TH JUDICIAL DISTRICT
PUBLIC DEFENDERS' OFFICE
VERNON (LEESVILLE)

DISTRICT DEFENDER: TONY TILLMAN
501 SOUTH FOURTH STREET
LEESVILLE, LA 71446
(337) 392-3077

2024 Funding Sources

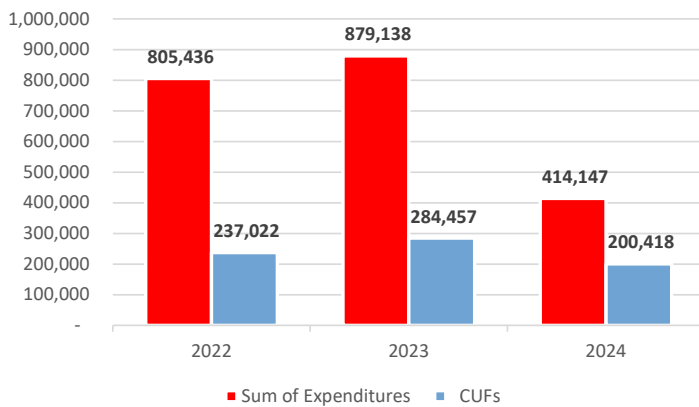


In 2024, the 30th Judicial District Office of the Public Defender received \$765,786 in total revenues. Of the total revenues received, only 26% of funding was derived from Conviction and User Fees (CUFs). Seventy-four percent of district office funding was derived from state supplemental assistance. *Please note that some data provided by the district have not been verified by OSPD.

Statutory Conviction and User Fees (CUFs) Judicial District Indigent Defender Fund

Revenue Stream	Statutory Authority
Special Court Costs (\$45)	R.S. 15:168(B)
Mayor's Court	R.S. 33:441)
Application Fee (\$40)	R.S. 15:175)
Partial Reimbursement	R.S. 15:176)
Bond Forfeiture	R.S. 15:571.11)
Civil Forfeiture (RICO)	R.S. 15:1356)
Posting of Criminal Bond (\$2)	R.S. 15:85.1)
Commercial Surety Bonds (\$45)	R.S. 22:822)

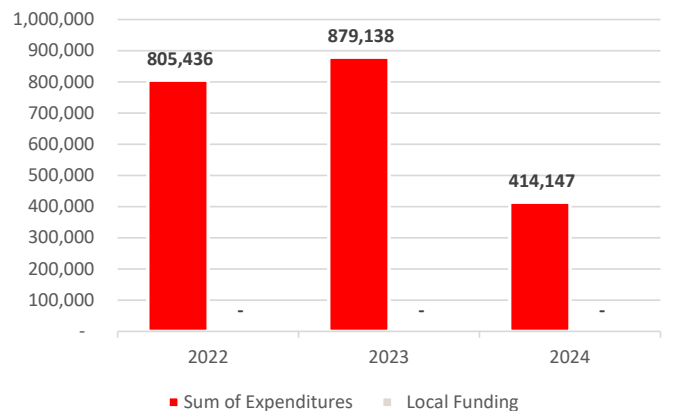
Comparison of 2024 Expenditures to CUFs



Louisiana's Public Defense System is intended to be funded primarily by Conviction and User Fees (CUFs). CUFs are comprised of eight statutes that require district court judges, city court judges, and mayors to assess fines or fees on people who have been convicted of a crime, traffic violation, or ordinance. CUFs are also generated by other actions in the criminal justice system such as bond fees, forfeitures, and application fees.

According to the district, what was intended to serve as the primary funding source for public defenders only accounted for 48% of the office's expenditures in CY 2024. *Please note that some data provided by the district have not been verified by OSPD. Some data in this report may change due to district corrections or revisions.

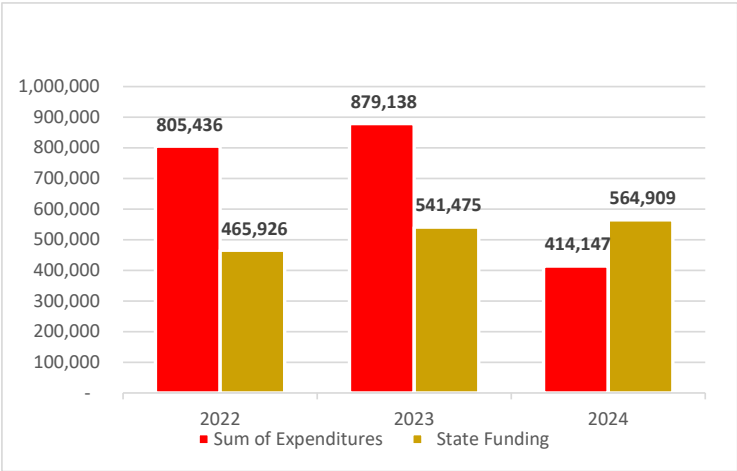
Comparison of 2024 Expenditures to Local Revenues



In 2024, the 30th Judicial District Office of the Public Defender did not report receiving any local funding or in-kind support from the local government or criminal justice system within the district.

*Please note that some data provided by the district have not been verified by OSPD. Some data in this report may change due to district corrections or revisions.

Comparison of 2024 Expenditures to State Funding



According to the district, the office received more than 100% of the office's expenses from state supplemental assistance.

*Please note that some data provided by the district have not been verified by OSPD. Some data in this report may change due to district corrections or revisions.

The 30th Judicial District Office of the Public Defender is a single parish district comprised of Vernon Parish.

Public Defender's represent indigent persons accused of a crime or involved in Child in Need of Care matters across 4 sections of court.

In the 30th Judicial District, Public Defenders handle juvenile delinquency, Child in Need of Care, misdemeanor, and felony cases.

Number of Parishes in the
Judicial District

1

Number of Weighted
Sections of Court

4

District 30 Total Cases Handled
in 2024 2,125

Individuals
Represented in CY24 1,198

Adult Misdemeanors



770

Adult Felonies &
LWOPs



1,025

Delinq. & FINS
Cases



202

CINC &
Termination



126

During Calendar Year 2024, the 30th Judicial District Office of the Public Defender represented 1,198 individuals in 2,125 total cases. Undoubtedly, a significant portion of the cases handled during 2024 were rooted in the effects of Louisiana's mental health and substance abuse crises. As the Office of the State Public Defender seeks a stable, reliable, and adequate funding stream that is not reliant on Conviction and User Fees (CUFs) we also seek to have a criminal justice system that we can pay for. A system that focuses on non-carceral rehabilitative interventions when appropriate.



THE 30TH JDC PUBLIC DEFENDERS' OFFICE

Parish(es) & Seat(s)	Vernon - Leesville
Population	46,250
District Defender	Tony Tillman
Years as District Defender	15
Before Becoming District Defender, Years in Public Defense	28
Does the District Defender Maintain a Private Practice? If NO, Simply Enter a Zero. If Yes, Enter the Number of Estimated Hours Per Month on Average	45
Office Manager	Jennifer Prewitt
Primary Office Street Address	501 South Fourth Street
City	Leesville
ZIP	71446
Days of Week Open (M-F) and Office Hours (am -pm)	M-T 8-noon and 1:00 - 4:30 and Friday close at noon employees stay till 4:30.
Primary Phone	337-392-3077
Primary Mailing Address	501 South Fourth St. Leesville, LA 71446
Primary Fax Number	337-392-3078
Primary Emergency Contact	Tony Tillman
Primary Emergency Phone	337-208-5790
Secondary Emergency Contact	Jennifer Prewitt
Secondary Emergency Phone	318-430-0074
Other District Office(s) Physical and Mailing Addresses and Phone Numbers	None
Other District Office Contact Personnel (Primary Only)	N/A
Name of Owner(s) of Office(s)/Building (i.e., Lessor)	Tony Tillman
If The Office Does Not Own Its Building(s) AND Pays No Rent, Indicate The Source Of Office Space Support	Tony Tillman
Total Annual Cash Support by Local Appropriation or Tax/Millage (indicate if this figure is an estimate)	0
# And Job Titles Of All Staff Whose Wages Are Provided By Local Government	None
Total PDO Staff Costs <u>Provided by Local Government</u>	None

# of Workers with Retirement Benefits <u>Paid by Local Government</u>	None
Total Annual Cost of Retirement Benefits <u>Paid by Local Government</u> (if unknown enter "UNK")	None
# of Workers with Health Benefits Paid by Local Government	None
Total Annual Cost of Health Benefits Paid by Local Government (if unknown enter "UNK")	None
List Any Other Local In-Kind Contributions Or Other Support From Local Government	None
Courts and Locations	30th Judicial District Court- Vernon Parish, 215 S. 4th Street, Leesville; Leesville City Court - 101 W. Lee Street
Number of Divisions/Sections of Criminal Court for Each Court in District (Include District Court, CRIMINAL District Court, City Court, Municipal Court, Mayor's Court, etc.) For Which your Office Provides Representation	3 Divisions in District Court, 1 in City
Name of Adult Detention Facilities in This District	Vernon Parish Jail
Name of Adult Detention Facilities Outside the District Which Hold Clients	None other than DOC facilities.
Name of Juvenile Detention Facilities In This District	None
Name of Juvenile Detention Facilities Outside the District Which Hold Clients	Ware Youth Center, Coushatta, LA Renaissance House, Alexandria, LA
Do Your Courts Routinely Bring Juveniles Before The Judge In Shackles If They Are Being Held In Detention Or Secure Custody At The Time Of The Hearing? Note That Ch. Code Art. 408 Forbids Routine Shackling	The PDO attorneys are having to ask the Judges to have the shackles removed.
District Attorney	Terry Lambright
Chief Judge of Criminal District Court	C Anthony Eaves
Juvenile Court Judges (Specify District of City Court)	District - C. Anthony Eaves, Scott Westerchill, and Tony Bennett. City - Elvin C. Fontenot
Drug Court Judges	C. Anthony Eaves
Mental Health Court Judges	No
Other Specialty Court	No
Name of Specialty and Brief Description:	No
Short Term Critical Issue Areas	Shortage of attorneys in the area. Data input is a critical area for us-since the budget is dependent on the data, our district will continue to get short changed until I can solve this problem. The attorneys continually complain that they don't mind the legal work; it is the data collection they complain about.

Long-Term Critical Issue Areas and other External Factors (outside of your control) that Negatively Affect the Delivery of Services in Your District	Need of office space and staff, particularly an investigator and social worker. With a drug court and extensive OCS caseload, a social worker would greatly benefit our clients
2024 Media Coverage and/or Major Accomplishments	None
Describe Supervisory Structure in Your District (For Attorneys and Non-Attorneys)	With only two full time employees and two part time supervising them is easy-they both are in offices next to mine, and I am in their offices multiple times a day. The attorneys are all on contract and have their own offices. I see them in court regularly, and meet with the judges and the DA and ask for observations about the attorneys' performances. I have met with individually with each attorneys to discuss issues, i.e. need to document client contact, need to do more frequent jail visits, etc..
Medical Benefits for Any Staff, Please Describe, Noting Who Pays For the Benefit	Yes, with the Vernon Parish Police Jury the PDO office pays 80% with employee paying 20%.
Number of Cases Involving Children Under Age 18 (prior to April 19, 2024), and Children Under Age 17 (After April 19, 2024) in Your District That Were Directly Filed in Adult Court or Transferred to Adult Court in 2024	0
Number of Cases Involving Children Under Age 18 (prior to April 19, 2024), and Children Under Age 17 (After April 19, 2024) in Your District in Which a Transfer of a Child to Adult Court was Denied	None
Please Provide the Names of All State Representatives and Senators from Your District	Senator Mike Reese; Rep Charles A. Owens; Rep Rodney W. Shamerhorn
What Changes Have You Implemented in Your District Office in 2024 That Have Improved the Delivery of Public Defender Services?	Worked with attorneys' staff to do better job on motion practice, jail visits, and data input. Met with DA and Judges to stream line court time.

30th District Defender Office CY 2024 Caseloads & Outcomes

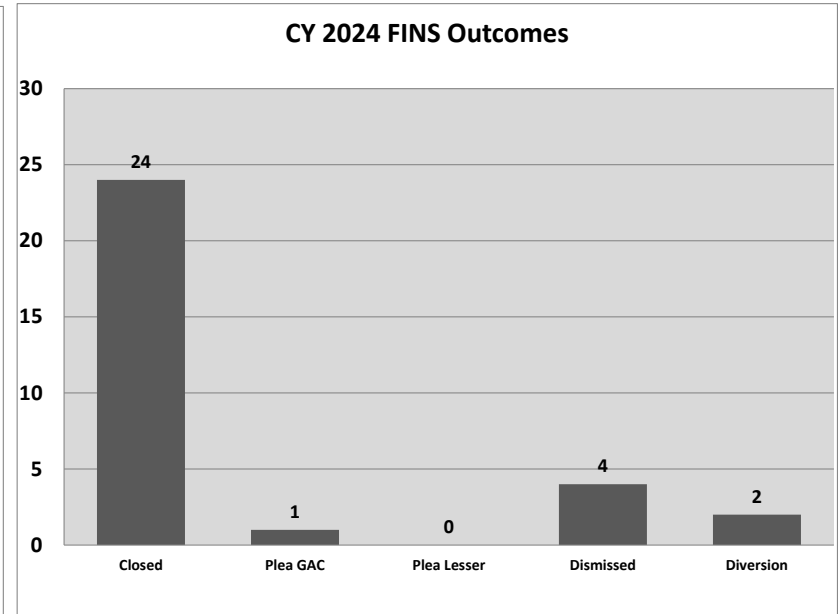
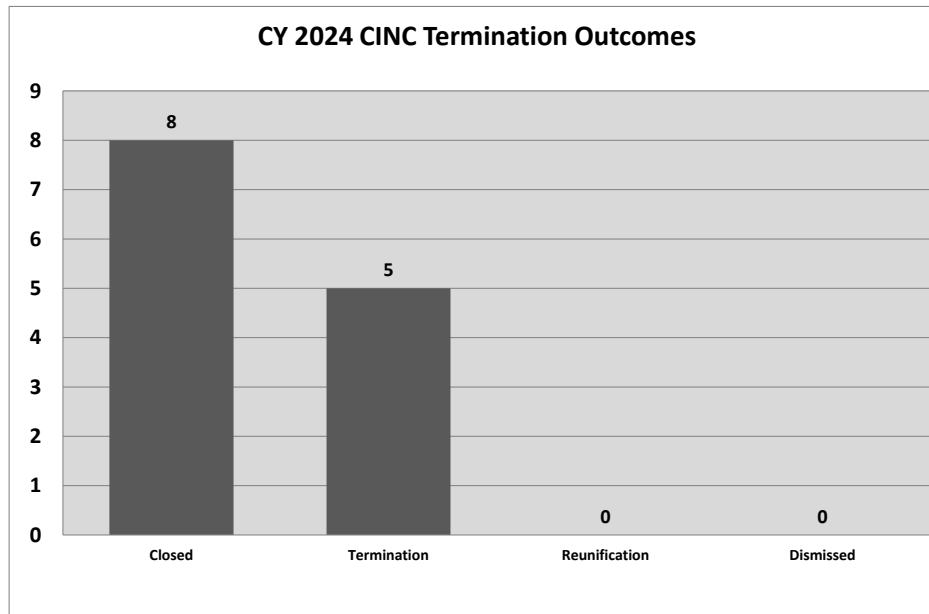
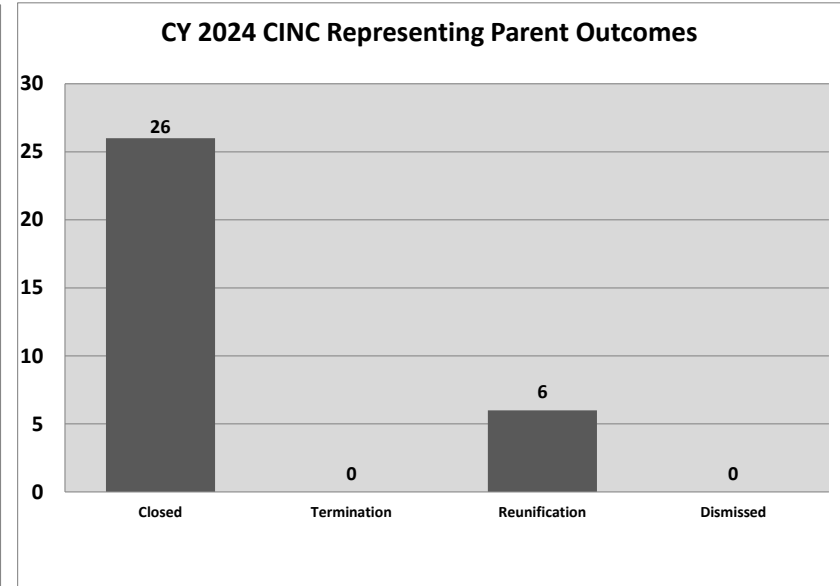
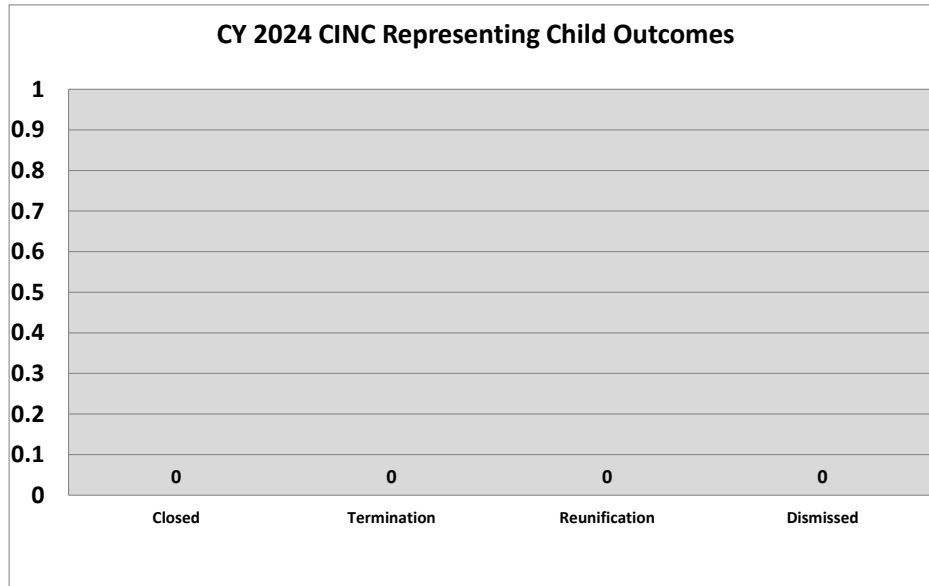
Case Type	New Cases 01/1/2024- 12/31/2024	Closed Cases 01/1/2024- 12/31/2024	Pending Cases* (# of Cases pending on 12/31/2023)	# of Cases pending on 12/31/2023 plus New Cases Received 01/1/2024- 12/31/2024	# Cases Resulting in Termination of Parental Rights	# Cases Resulting in Reunification	# Charges with Admit/Guilty Plea to Current Offense	# Charges with Plea of Guilty to Lesser Charge	# Charges Resulting in Dismissal	# Charges Resulting in Diversion or Deferred Disposition	# Jury Trials: Found Not Guilty	# Jury Trials: Found Guilty	# Judge Trials: Found Not Guilty	# Judge Trials: Found Guilty	Total Trials
Child Support	0	0	0	0	N/A	N/A	N/A	N/A	0	N/A	N/A	N/A	N/A	N/A	0
CINC-Child	0	0	0	0	0	0	N/A	N/A	0	N/A	N/A	N/A	N/A	N/A	0
CINC-Parent	66	26	49	115	0	6	N/A	N/A	0	N/A	N/A	N/A	N/A	N/A	0
Termination	7	8	4	11	5	0	N/A	N/A	0	N/A	N/A	N/A	N/A	N/A	0
FINS	17	24	22	39	N/A	N/A	1	0	4	2	N/A	N/A	N/A	N/A	0
Delinquency Misdemeanor	72	73	40	112	N/A	N/A	12	0	21	11	N/A	N/A	0	2	2
Delinquency Felony	24	36	24	48	N/A	N/A	14	0	25	2	N/A	N/A	0	2	2
Delinquency-Life	2	1	1	3	N/A	N/A	0	0	1	0	N/A	N/A	0	0	0
Juvenile Revocations	0	0	0	0	N/A	N/A	0	0	0	N/A	N/A	N/A	N/A	N/A	0
Adult Misdemeanor*	461	468	309	770	N/A	N/A	177	15	289	7	0	1	1	3	5
Adult Felony Non-LWOP**	377	387	342	719	N/A	N/A	137	16	93	0	1	3	0	10	14
Adult LWOP	2	6	8	10	N/A	N/A	0	0	2	0	0	0	0	0	0
Capital***	2	0	0	2	N/A	N/A	0	0	0	0	0	0	0	0	0
Revocations	176	171	120	296	N/A	N/A	0	0	1	0	N/A	N/A	N/A	N/A	0
PCR	0	0	0	0	N/A	N/A	N/A	N/A	N/A	N/A	N/A	N/A	0	0	0
SOAP	0	0	0	0	N/A	N/A	N/A	N/A	N/A	N/A	N/A	N/A	N/A	N/A	0

NOTE: Charges columns include all charges filed in association with a particular Case Type, regardless of each charge's severity.

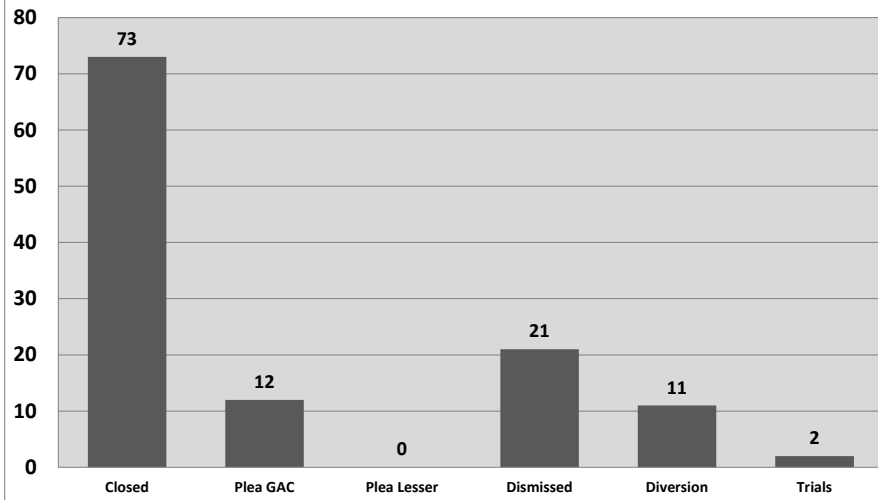
*Includes Traffic, Parish/Municipal Ordinances, Extradition and Unclassified Cases

**Life Without Parole

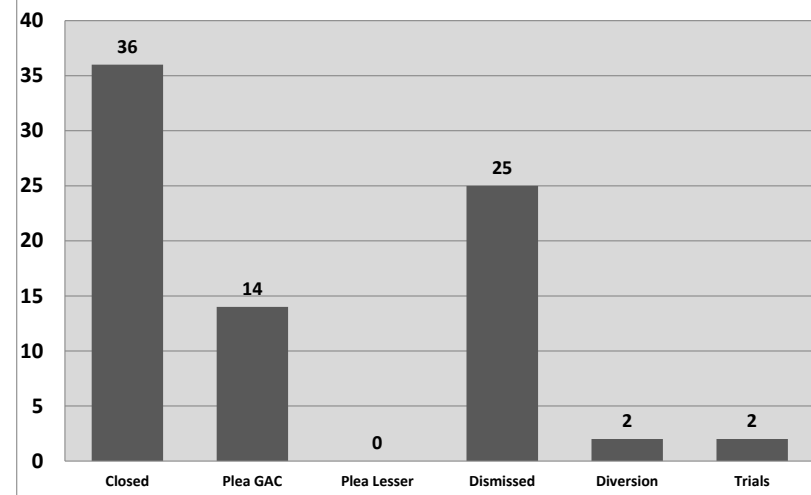
***Capital cases may include cases initially opened by the district office and transferred to a program office at some later stage in the proceedings.



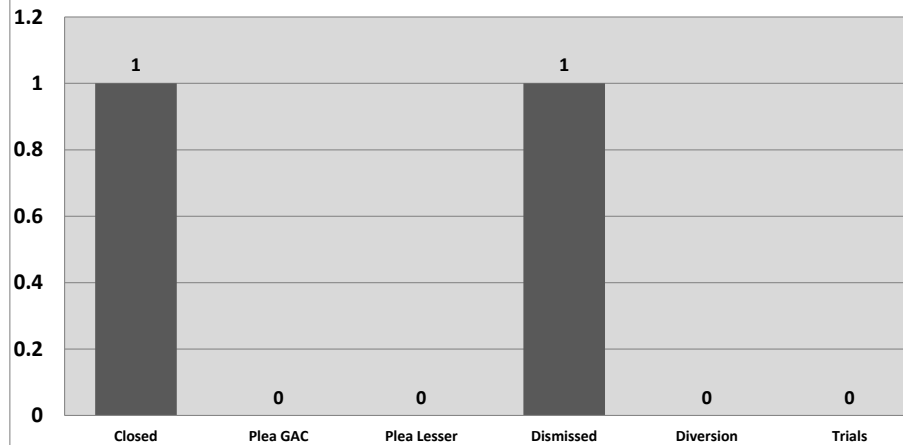
CY 2024 Delinquency Misdemeanor-Grade Outcomes



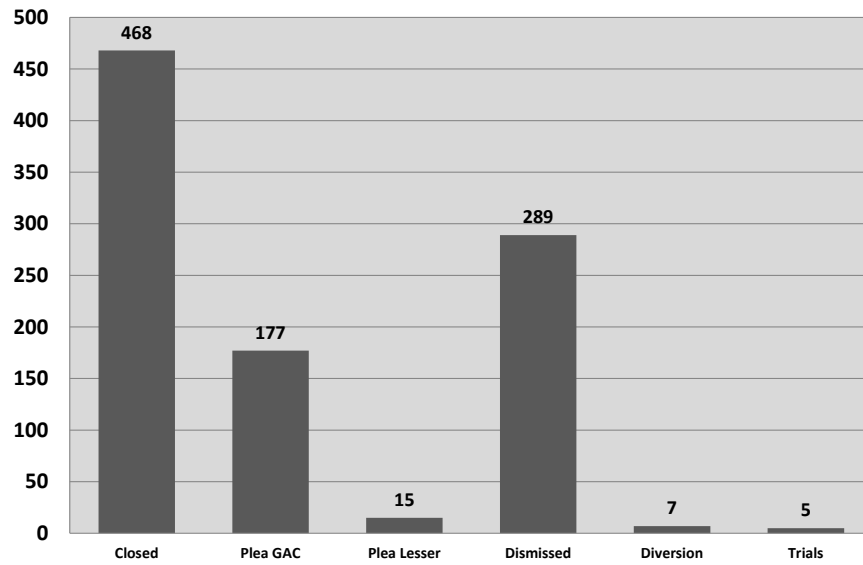
CY 2024 Delinquency Felony-Grade Outcomes



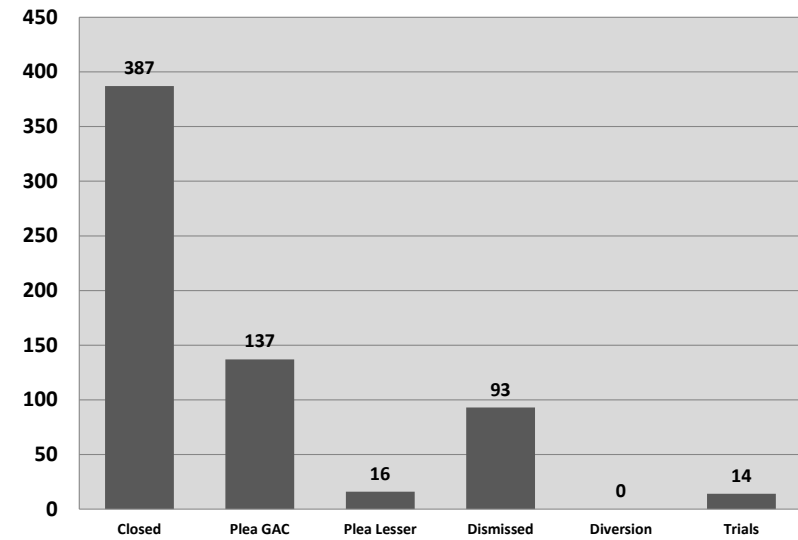
CY 2024 Delinquency Life Outcomes



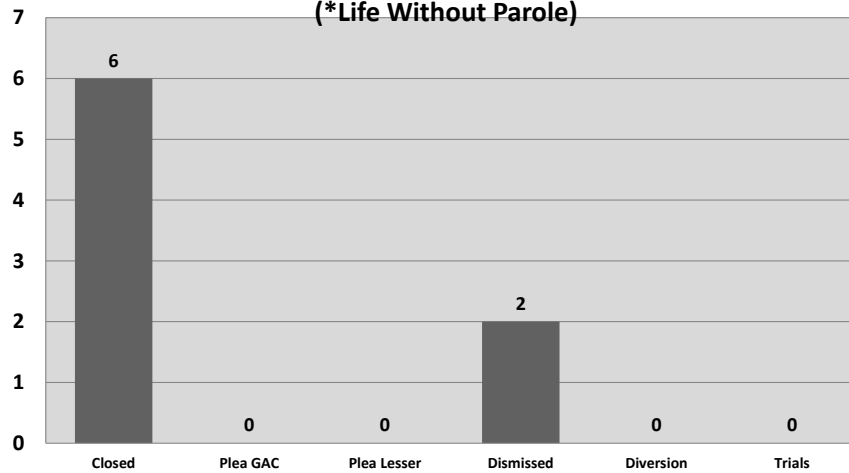
CY 2024 Adult Misdemeanor Outcomes



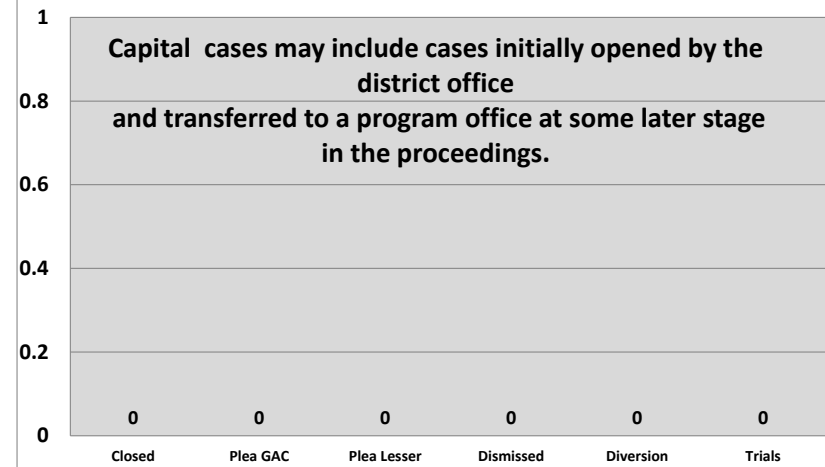
**CY 2024 Adult Felony Non-LWOP* Outcomes
(*Life Without Parole)**



**CY 2024 Adult Felony LWOP* Outcomes
(*Life Without Parole)**



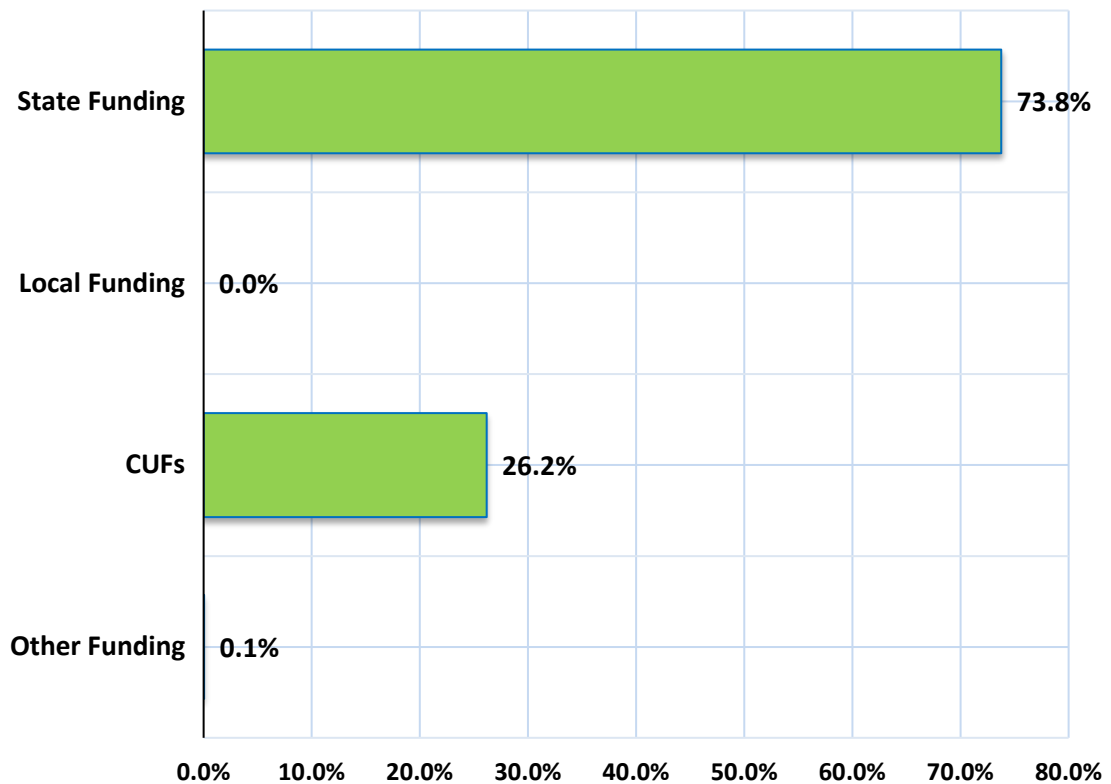
CY 2024 Capital Outcomes



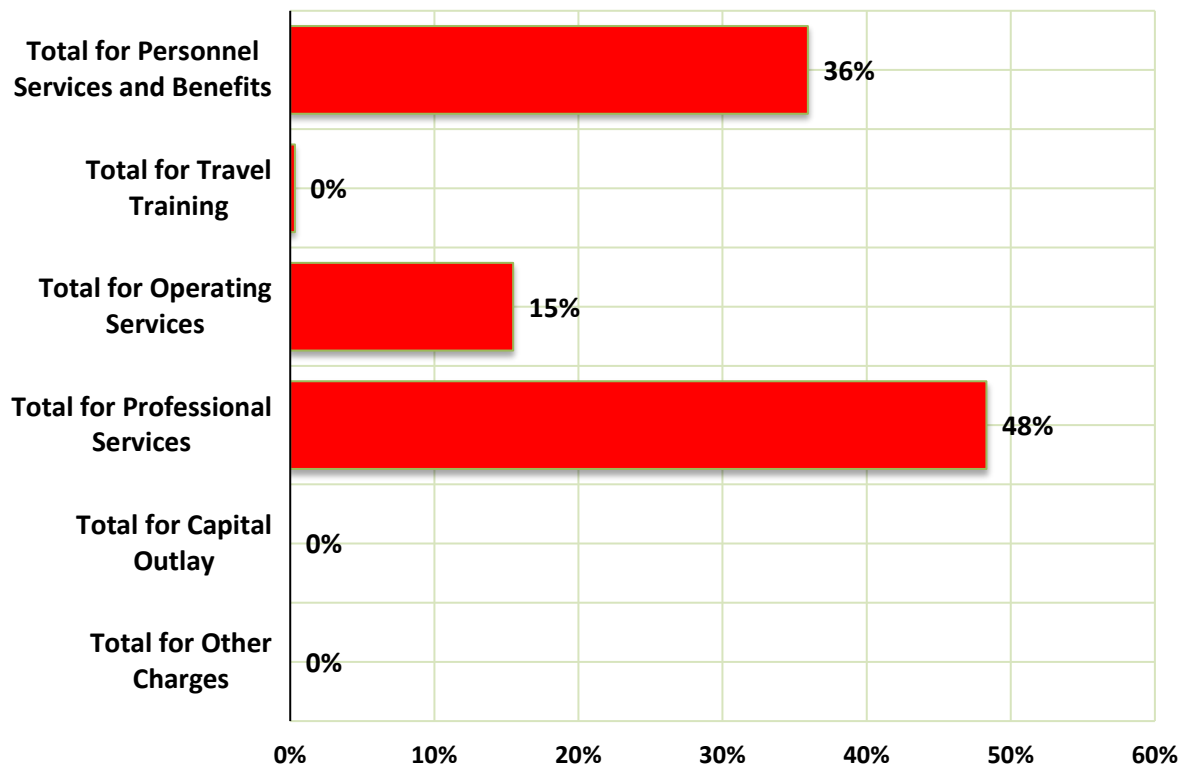
District 30 CY2024	Total CY2024
District Defender: Tony Tillman	
REVENUE	
Federal Government	
Grants - Direct	
Grants - Indirect (pass thru State)	
Total for Federal Government	
State Government	
Department of Corrections	
Child in Need of Care (CINC)	13,225.00
District Assistance Fund (DAF)	551,683.75
Supplemental/Emergency Funds	
Grants	
Other State Income -List source(s)	
Total for State Government	564,908.75
Local Government	
Appropriations - General	
Appropriations - Special	
Taxes - Millages, Sales, Special, & Other	
Condition of Probation	
Criminal Bond Fees [\$2 per bonded case as per 15:85.1] and Surety Bond Licensing Fees [per 22:822 B]	46,419.93
Traffic Camera	
Grants	
Other Local Income -List source(s)	
\$45 Special Court Costs [R.S. 15:168.B(1)] and \$35 Mayor's Court Costs	
Criminal District Court	104,264.67
City & City-Ward Courts	17,600.31
Judicial District Courts	
Juvenile Court	
Mayor's Court (\$35 Special Court Costs for Mayor's Court Only)	20,550.57
Magistrates' Courts	
Municipal Court	
Parish Courts	
Traffic Court	
Non-itemized, lump sum collected and remitted by all courts	
Non-Itemized lump sum assessed by the court; collected and remitted by the Sheriff(s)	
Non-Itemized lump sum assessed by the court; collected and remitted by the Police Juries	
Total for \$45 Special Court Costs [R.S. 15:168.B(1)] and \$35 Mayor's Court Costs	
Charges For Services	
\$40 Indigent Defense Application Fees [as per 15:175 A (1)(f)]	
Partial Attorney Fees Reimbursements [as per 15:176]	11,582.50
Other Reimbursements	
Other Local Income -List source(s)	
Total for Charges For Services	
Total for Local Government	200,417.98
Investment Earnings	
Interest Income	
Other Investment Income - List source(s)	
Total for Investment Earnings	
Other Sources (Grants & Contributions)	
Non-Profit Organizations	
Private Organizations	
Corporate	
Other - List source(s)	459.24
Total for Other Sources (Grants & Contributions)	459.24
Total for REVENUE	765,785.97

District 30 CY2024	Total CY2024
District Defender: Tony Tillman	
EXPENDITURES	
Personnel Services and Benefits	
Salaries	138,258.54
Accrued Leave	
Payroll Taxes	10,470.48
Hospitalization and Disability Insurance	
Retirement	
Other	
Total for Personnel Services and Benefits	148,729.02
Travel/Training	
Parking/Auto Tolls	
Travel/Lodging/Per Diem/Mileage	1,319.46
Total for Travel/Training	1,319.46
Operating Services	
Advertisements	50.00
Workers' Compensation	
Insurance - Malpractice	6,077.17
Insurance - Auto/Physical Liability	
Insurance - Other	31,891.18
Lease - Office	
Lease - Auto/Equipment	1,923.53
Lease - Other	
Office Repair and Maintenance	1,425.00
Office - Telephone/Utilities/Postage/Internet	16,864.82
Dues and Seminars	709.98
Law Library/Journals/Subscriptions	325.90
Office Supplies	4,774.38
Total for Operating Services	64,041.96
Professional Services	
Audit/Accounting Expense	16,405.00
Contract Clerical	
Expert Witness	
Investigators	
Interpreters	
Social Workers	
Capital Representation	
Conflict	3,739.88
Contract - Juvenile Attorneys or CINC	
Misdemeanor Attorney Contracts	
Contract Attorneys - all other	179,911.27
IT/Technical Support	
Total for Professional Services	200,056.15
Capital Outlay	
Major Acquisitions	
Total for Capital Outlay	
Other Charges	
Other Operating Expenses	
Total for Other Charges	
Total for EXPENDITURES	414,146.59
<p>"Please note that some data provided by the district have not been verified by OSPD. Some data in this report may change due to district corrections or revisions."</p>	

CY24 REVENUES



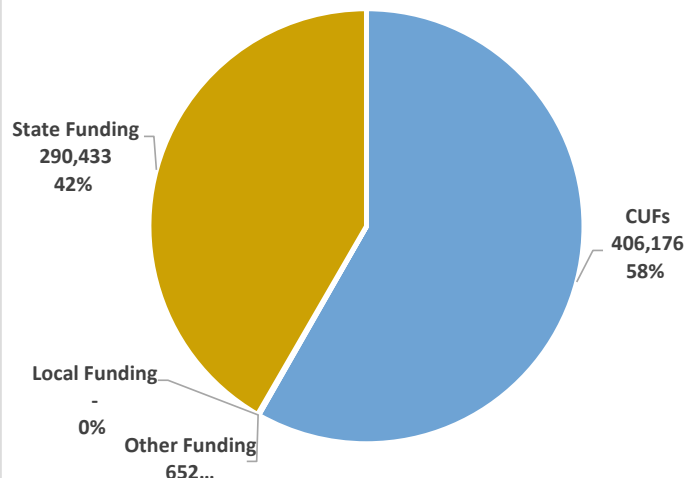
CY24 EXPENDITURES





-436-

2024 Funding Sources

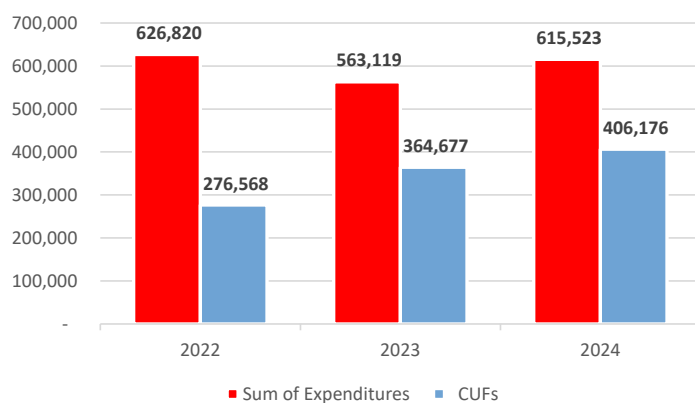


In 2024, the 31st Judicial District Office of the Public Defender received \$697,260 in total revenues. Of the total revenues received, 58% of funding was derived from Conviction and User Fees (CUFs), which significantly exceeds the statewide average of 31%. Forty-two percent of district office funding was derived from state supplemental assistance.

Statutory Conviction and User Fees (CUFs)
Judicial District Indigent Defender Fund

Revenue Stream	Statutory Authority
Special Court Costs (\$45)	R.S. 15:168(B)
Mayor's Court	R.S. 33:441)
Application Fee (\$40)	R.S. 15:175)
Partial Reimbursement	R.S. 15:176)
Bond Forfeiture	R.S. 15:571.11)
Civil Forfeiture (RICO)	R.S. 15:1356)
Posting of Criminal Bond (\$2)	R.S. 15:85.1)
Commercial Surety Bonds (\$45)	R.S. 22:822)

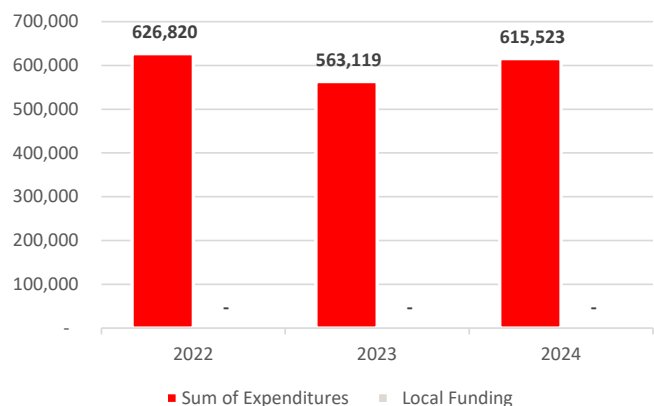
Comparison of 2024 Expenditures to CUFs



Louisiana's Public Defense System is intended to be funded primarily by Conviction and User Fees (CUFs). CUFs are comprised of eight statutes that require district court judges, city court judges, and mayors to assess fines or fees on people who have been convicted of a crime, traffic violation, or ordinance. CUFs are also generated by other actions in the criminal justice system such as bond fees, forfeitures, and application fees.

In the 31st District, 66% of the office's expenditures were accounted for by CUFs in CY 2024.

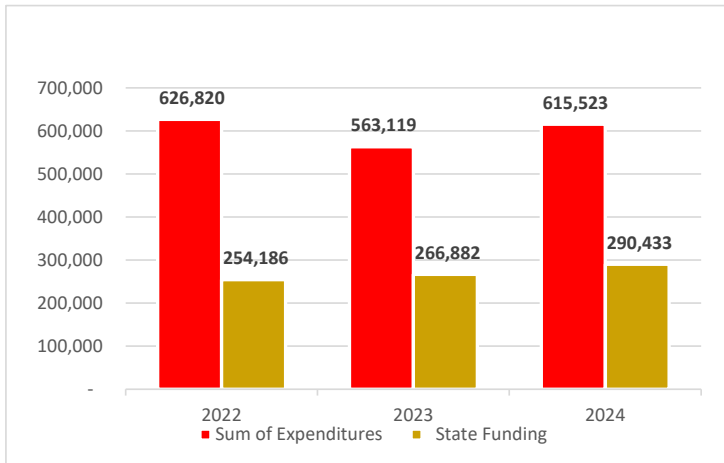
Comparison of 2024 Expenditures to Local Revenues



In 2024, the 31st District Office of the Public Defender did not receive funding from the local governments or criminal justice system.

However, the office receives in-kind support in the form of office space from the Jefferson Parish Police Jury.

Comparison of 2024 Expenditures to State Funding



During Calendar Year 2024, the office received state funding totaling 47% of the office's expenditures. State supplemental assistance has increased each of the last two years.

The 31st Judicial District Office of the Public Defender is comprised of a single parish, Jefferson Davis.

Public Defender's represent indigent persons accused of a crime or involved in Child in Need of Care matters across 7 sections of court.

In the 31st Judicial District, Public Defenders handle juvenile delinquency, Child in Need of Care, misdemeanor, and felony cases.

Number of Parishes in the
Judicial District

1

Number of Weighted
Sections of Court

7

District 31 Total Cases Handled
in 2024 → 2,701

Individuals
Represented in CY24 → 1,598

Adult Misdemeanors

1,240

Adult Felonies &
LWOPs

1,286

Delinq. & FINS
Cases

116

CINC &
Termination

59

During Calendar Year 2024, the 31st Judicial District Office of the Public Defender represented 1,598 individuals in 2,701 total cases. Undoubtedly, a significant portion of the cases handled during 2024 were rooted in the effects of Louisiana's mental health and substance abuse crises. As the Office of the State Public Defender seeks a stable, reliable, and adequate funding stream that is not reliant on Conviction and User Fees (CUFs) we also seek to have a criminal justice system that we can pay for. A system that focuses on non-carceral rehabilitative interventions when appropriate.



THE 31ST JDC PUBLIC DEFENDERS' OFFICE

Parish(es) & Seat(s)	Jefferson Davis - Jennings
Population	31,368
District Defender	David E. Marcantel
Years as District Defender	22
Before Becoming District Defender, Years in Public Defense	10
Does the District Defender Maintain a Private Practice? If NO, Simply Enter a Zero. If Yes, Enter the Number of Estimated Hours Per Month on Average	100
Office Manager	April M. Bertrand
Primary Office Street Address	300 North State Street, Room 203
City	Jennings
ZIP	70546
Days of Week Open (M-F) and Office Hours (am -pm)	Monday thru Friday, 8:30AM - 4:30PM, excluding holidays and closures due to inclement weather
Primary Phone	337-824-4900
Primary Mailing Address	P.O. Box 1326, Jennings, LA 70546
Primary Fax Number	337-824-1009
Primary Emergency Contact	April M. Bertrand
Primary Emergency Phone	337-842-4870
Secondary Emergency Contact	Rachel Gary
Secondary Emergency Phone	337-329-2923
Other District Office(s) Physical and Mailing Addresses and Phone Numbers	N/A
Other District Office Contact Personnel (Primary Only)	David E. Marcantel
Name of Owner(s) of Office(s)/Building (i.e., Lessor)	Jefferson Davis Police Jury
If The Office Does Not Own Its Building(s) AND Pays No Rent, Indicate The Source Of Office Space Support	Provided by JDPPJ (parish Police Jury provides small office space in courthouse)
Total Annual Cash Support by Local Appropriation or Tax/Millage (indicate if this figure is an estimate)	None
# And Job Titles Of All Staff Whose Wages Are Provided By Local Government	None
Total PDO Staff Costs <u>Provided by Local Government</u>	None

# of Workers with Retirement Benefits <u>Paid by Local Government</u>	None
Total Annual Cost of Retirement Benefits <u>Paid by Local Government</u> (if unknown enter "UNK")	None
# of Workers with Health Benefits Paid by Local Government	None
Total Annual Cost of Health Benefits Paid by Local Government (if unknown enter "UNK")	None
List Any Other Local In-Kind Contributions Or Other Support From Local Government	None
Courts and Locations	31st Judicial District Court, Jefferson Davis Parish; Jennings, Welsh, Lake Arthur City Courts, and City of Jennings and Ward II Juvenile Court.
Number of Divisions/Sections of Criminal Court for Each Court in District (Include District Court, CRIMINAL District Court, City Court, Municipal Court, Mayor's Court, etc.) For Which your Office Provides Representation	One each
Name of Adult Detention Facilities in This District	Jefferson Davis Parish Jail, Jennings; Welsh City Jail, Welsh; Lake Arthur City Jail, Lake Arthur.
Name of Adult Detention Facilities Outside the District Which Hold Clients	South Louisiana Correctional Center, Richland Parish Jail, Angola, Calcasieu Correctional Center, Vermillion Parish Jail and Concordia Correctional Center.
Name of Juvenile Detention Facilities In This District	None
Name of Juvenile Detention Facilities Outside the District Which Hold Clients	UNK
Do Your Courts Routinely Bring Juveniles Before The Judge In Shackles If They Are Being Held In Detention Or Secure Custody At The Time Of The Hearing? Note That Ch. Code Art. 408 Forbids Routine Shackling	No
District Attorney	Lauren C. Heinen
Chief Judge of Criminal District Court	Steve Gunnell
Juvenile Court Judges (Specify District of City Court)	Steve Gunnell (District Court) & Daniel Stretcher (City Court).
Drug Court Judges	N/A
Mental Health Court Judges	N/A
Other Specialty Court	N/A
Name of Specialty and Brief Description:	N/A
Short Term Critical Issue Areas	Increase of Local and State revenues.
Long-Term Critical Issue Areas and other External Factors (outside of your control) that Negatively Affect the Delivery of Services in Your District	None
2024 Media Coverage and/or Major Accomplishments	None

Describe Supervisory Structure in Your District (For Attorneys and Non-Attorneys)	On organizational chart
Medical Benefits for Any Staff, Please Describe, Noting Who Pays For the Benefit	Medical benefits are provided by the office for full time W-2 employees only.
Number of Cases Involving Children Under Age 18 (prior to April 19, 2024), and Children Under Age 17 (After April 19, 2024) in Your District That Were Directly Filed in Adult Court or Transferred to Adult Court in 2024	1
Number of Cases Involving Children Under Age 18 (prior to April 19, 2024), and Children Under Age 17 (After April 19, 2024) in Your District in Which a Transfer of a Child to Adult Court was Denied	None
Please Provide the Names of All State Representatives and Senators from Your District	Senator Mark Abraham; Representative Troy Romero
What Changes Have You Implemented in Your District Office in 2024 That Have Improved the Delivery of Public Defender Services?	None

31st District Defender Office CY 2024 Caseloads & Outcomes

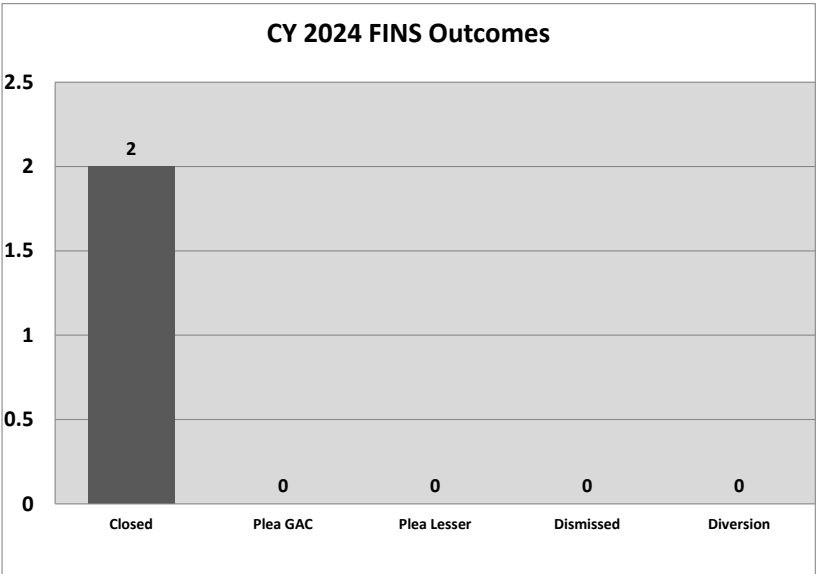
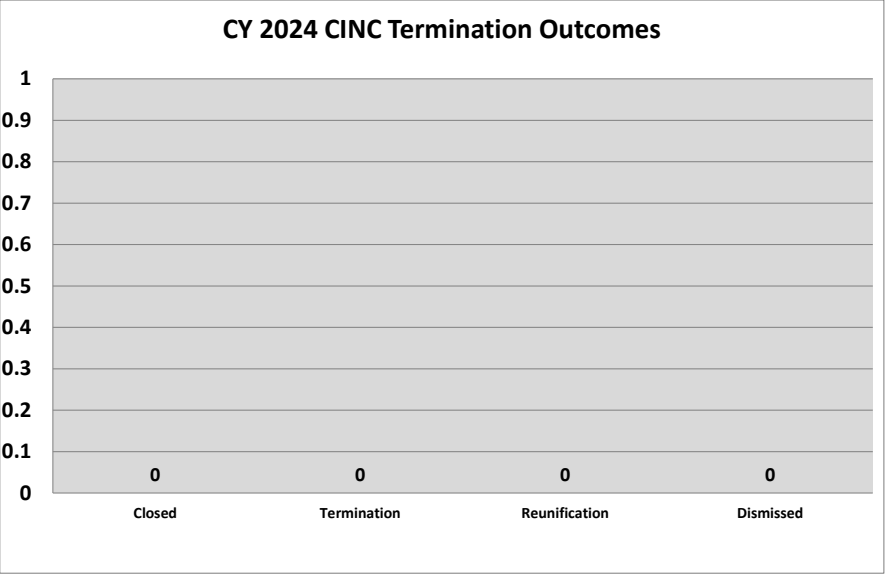
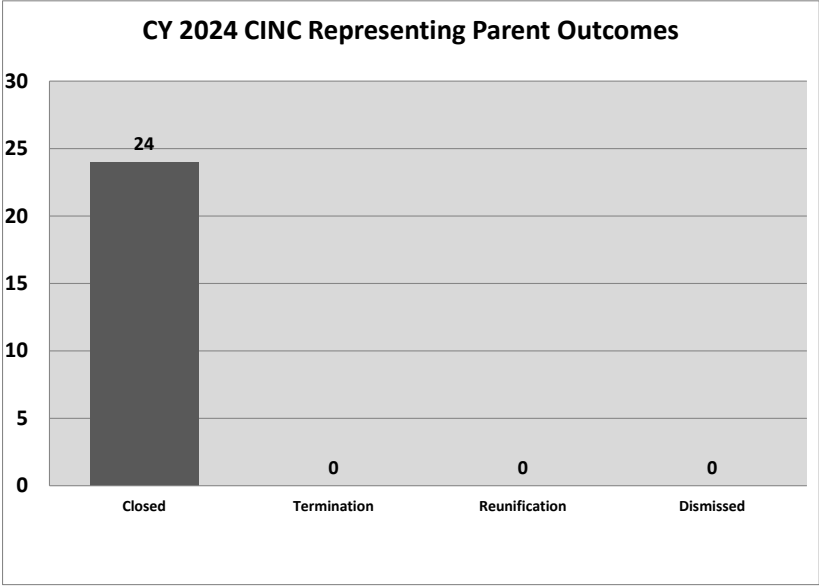
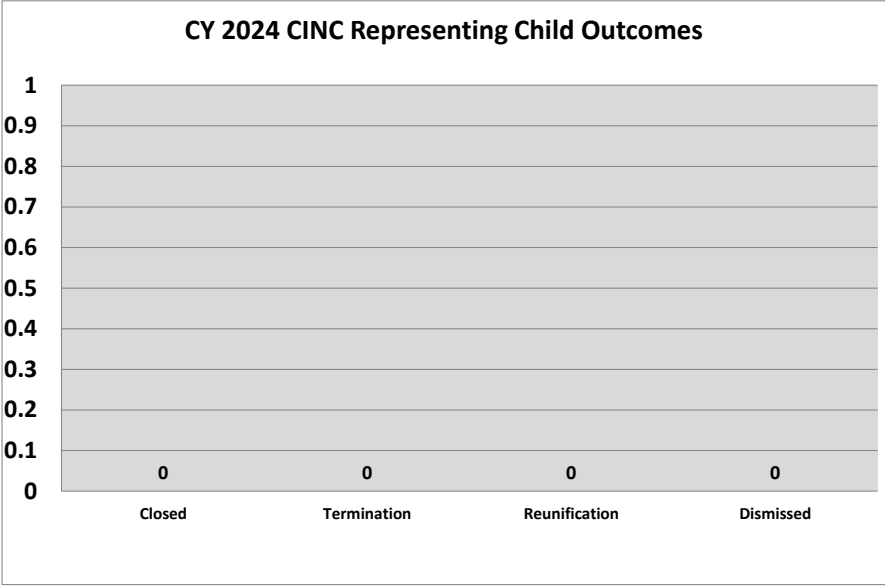
Case Type	New Cases 01/1/2024- 12/31/2024	Closed Cases 01/1/2024- 12/31/2024	Pending Cases* (# of Cases pending on 12/31/2023)	# of Cases pending on 12/31/2023 plus New Cases Received 01/1/2024- 12/31/2024	# Cases Resulting in Termination of Parental Rights	# Cases Resulting in Reunification	# Charges with Admit/Guilty Plea to Current Offense	# Charges with Plea of Guilty to Lesser Charge	# Charges Resulting in Dismissal	# Charges Resulting in Diversion or Deferred Disposition	# Jury Trials: Found Not Guilty	# Jury Trials: Found Guilty	# Judge Trials: Found Not Guilty	# Judge Trials: Found Guilty	Total Trials
Child Support	0	0	0	0	N/A	N/A	N/A	N/A	0	N/A	N/A	N/A	N/A	N/A	0
CINC-Child	0	0	0	0	0	0	N/A	N/A	0	N/A	N/A	N/A	N/A	N/A	0
CINC-Parent	26	24	33	59	0	0	N/A	N/A	0	N/A	N/A	N/A	N/A	N/A	0
Termination	0	0	0	0	0	0	N/A	N/A	0	N/A	N/A	N/A	N/A	N/A	0
FINS	2	2	0	2	N/A	N/A	0	0	0	0	N/A	N/A	N/A	N/A	0
Delinquency Misdemeanor	73	34	14	87	N/A	N/A	4	0	13	0	N/A	N/A	0	0	0
Delinquency Felony	16	9	8	24	N/A	N/A	1	0	5	0	N/A	N/A	0	0	0
Delinquency-Life	3	0	0	3	N/A	N/A	0	0	0	0	N/A	N/A	0	0	0
Juvenile Revocations	0	0	0	0	N/A	N/A	0	0	0	N/A	N/A	N/A	N/A	N/A	0
Adult Misdemeanor*	883	692	357	1240	N/A	N/A	415	0	439	0	0	0	0	0	0
Adult Felony Non-LWOP**	648	675	578	1226	N/A	N/A	402	2	736	0	0	0	0	0	0
Adult LWOP	0	5	6	6	N/A	N/A	1	0	0	0	0	0	0	0	0
Capital***	0	0	0	0	N/A	N/A	0	0	0	0	0	0	0	0	0
Revocations	1	20	53	54	N/A	N/A	0	0	0	0	N/A	N/A	N/A	N/A	0
PCR	0	0	0	0	N/A	N/A	N/A	N/A	N/A	N/A	N/A	N/A	0	0	0
SOAP	0	0	0	0	N/A	N/A	N/A	N/A	N/A	N/A	N/A	N/A	N/A	N/A	0

NOTE: Charges columns include all charges filed in association with a particular Case Type, regardless of each charge's severity.

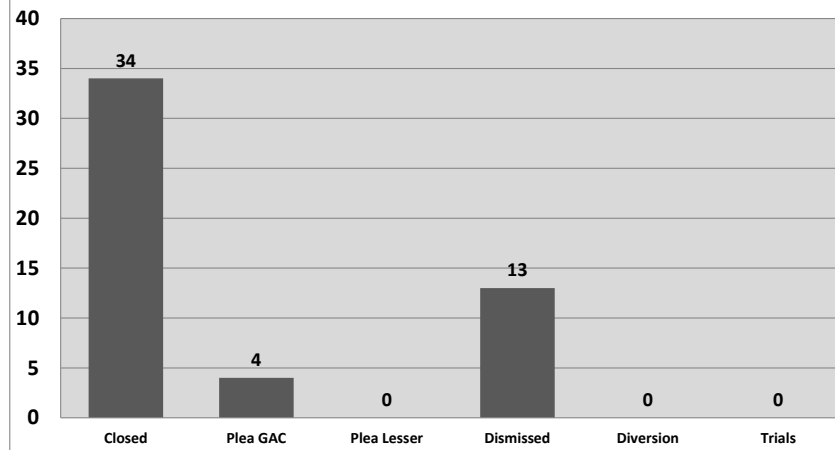
*Includes Traffic, Parish/Municipal Ordinances, Extradition and Unclassified Cases

**Life Without Parole

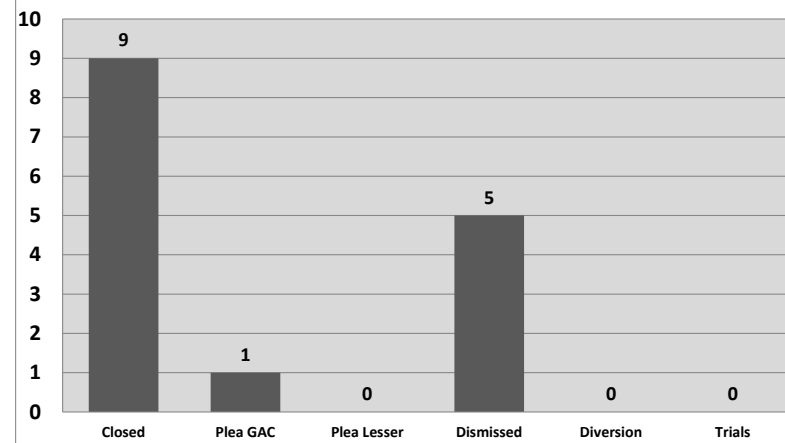
***Capital cases may include cases initially opened by the district office and transferred to a program office at some later stage in the proceedings.



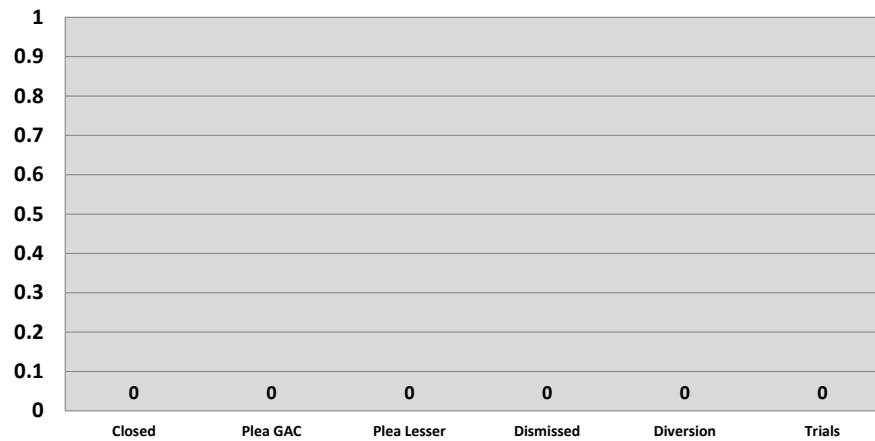
CY 2024 Delinquency Misdemeanor-Grade Outcomes



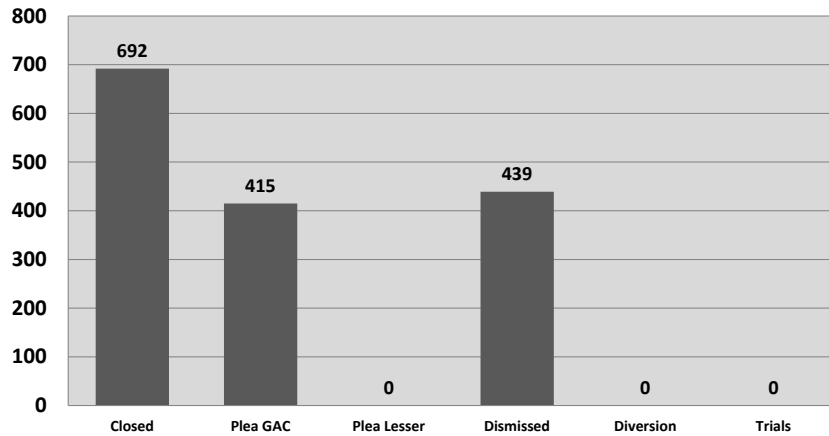
CY 2024 Delinquency Felony-Grade Outcomes



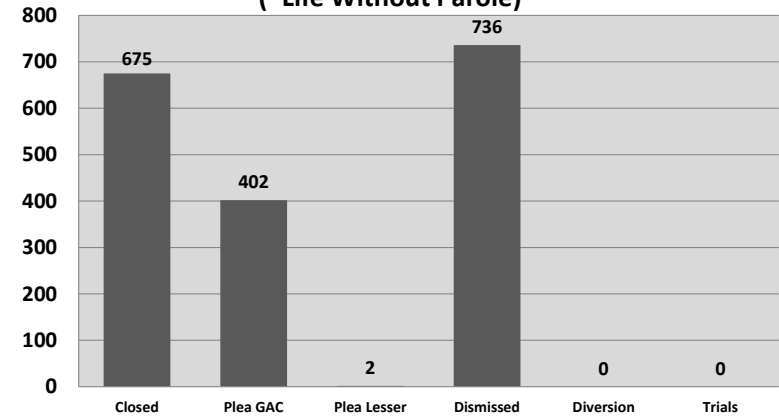
CY 2024 Delinquency Life Outcomes



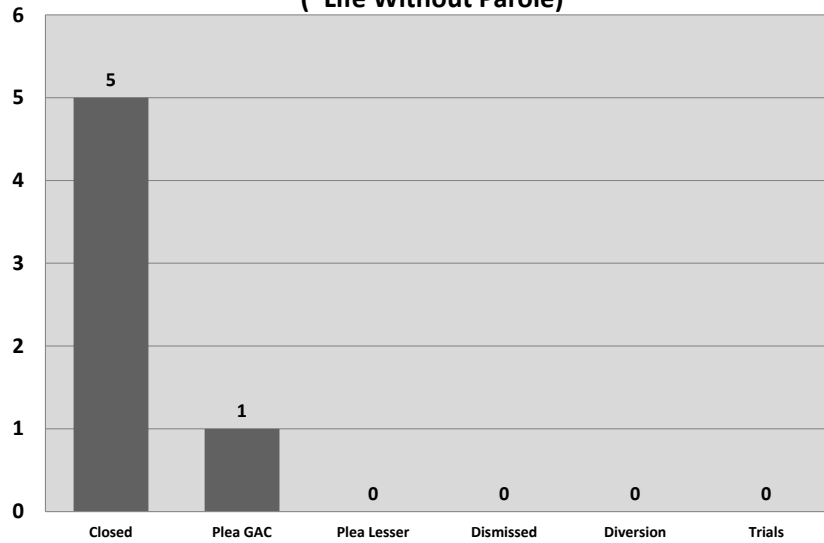
CY 2024 Adult Misdemeanor Outcomes



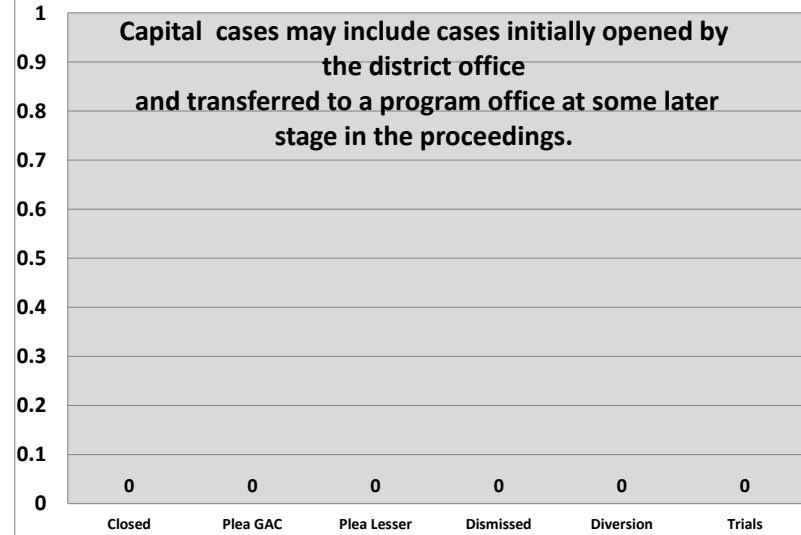
**CY 2024 Adult Felony Non-LWOP* Outcomes
(*Life Without Parole)**



**CY 2024 Adult Felony LWOP* Outcomes
(*Life Without Parole)**



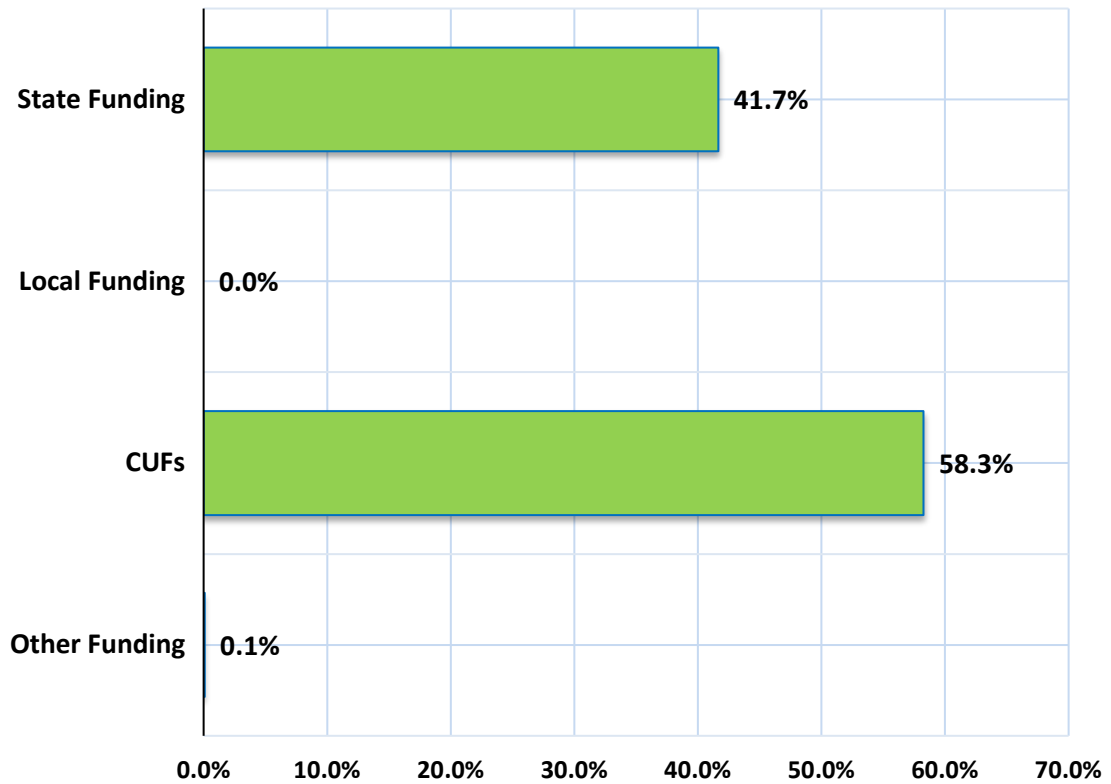
CY 2024 Capital Outcomes



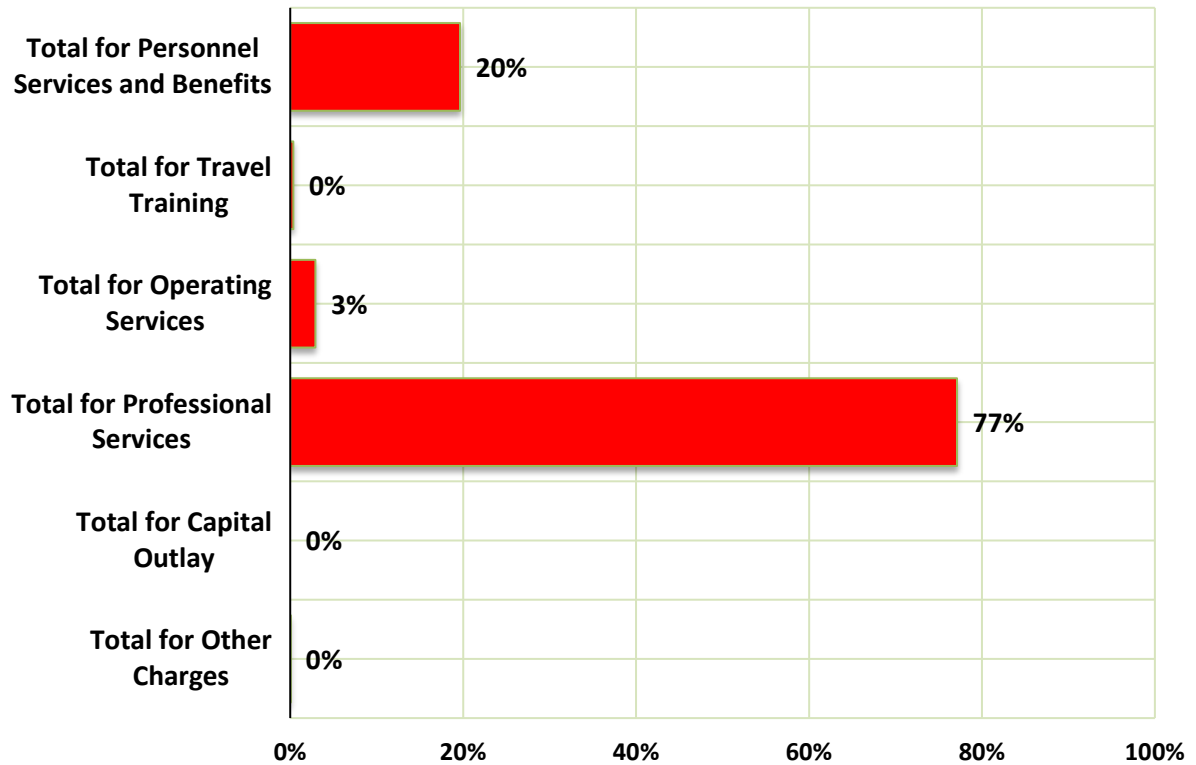
District 31 CY2024	Total CY2024
District Defender: David E. Marcantel	
REVENUE	
Federal Government	
Grants - Direct	-
Grants - Indirect (pass thru State)	-
Total for Federal Government	-
State Government	
Department of Corrections	-
Child in Need of Care (CINC)	17,060.00
District Assistance Fund (DAF)	258,120.68
Supplemental/Emergency Funds	15,252.30
Grants	-
Other State Income -List source(s)	-
Total for State Government	290,432.98
Local Government	
Appropriations - General	-
Appropriations - Special	-
Taxes - Millages, Sales, Special, & Other	-
Condition of Probation	1,518.92
Criminal Bond Fees [\$2 per bonded case as per 15:85.1] and Surety Bond Licensing Fees [per 22:822 B]	35,801.75
Traffic Camera	-
Grants	-
Other Local Income -List source(s)	-
\$45 Special Court Costs [R.S. 15:168.B(1)] and \$35 Mayor's Court Costs	-
Criminal District Court	-
City & City-Ward Courts	192,185.50
Judicial District Courts	15,278.50
Juvenile Court	-
Mayor's Court (\$35 Special Court Costs for Mayor's Court Only)	-
Magistrates' Courts	-
Municipal Court	54,020.00
Parish Courts	-
Traffic Court	93,750.00
Non-itemized, lump sum collected and remitted by all courts	-
Non-Itemized lump sum assessed by the court; collected and remitted by the Sheriff(s)	-
Non-Itemized lump sum assessed by the court; collected and remitted by the Police Juries	-
Total for \$45 Special Court Costs [R.S. 15:168.B(1)] and \$35 Mayor's Court Costs	355,234.00
Charges For Services	
\$40 Indigent Defense Application Fees [as per 15:175 A (1)(f)]	10,721.24
Partial Attorney Fees Reimbursements [as per 15:176]	2,900.00
Other Reimbursements	147.66
Other Local Income -List source(s)	-
Total for Charges For Services	13,768.90
Total for Local Government	406,323.57
Investment Earnings	
Interest Income	504.18
Other Investment Income - List source(s)	-
Total for Investment Earnings	504.18
Other Sources (Grants & Contributions)	
Non-Profit Organizations	-
Private Organizations	-
Corporate	-
Other - List source(s)	-
Total for Other Sources (Grants & Contributions)	-
Total for REVENUE	697,260.73

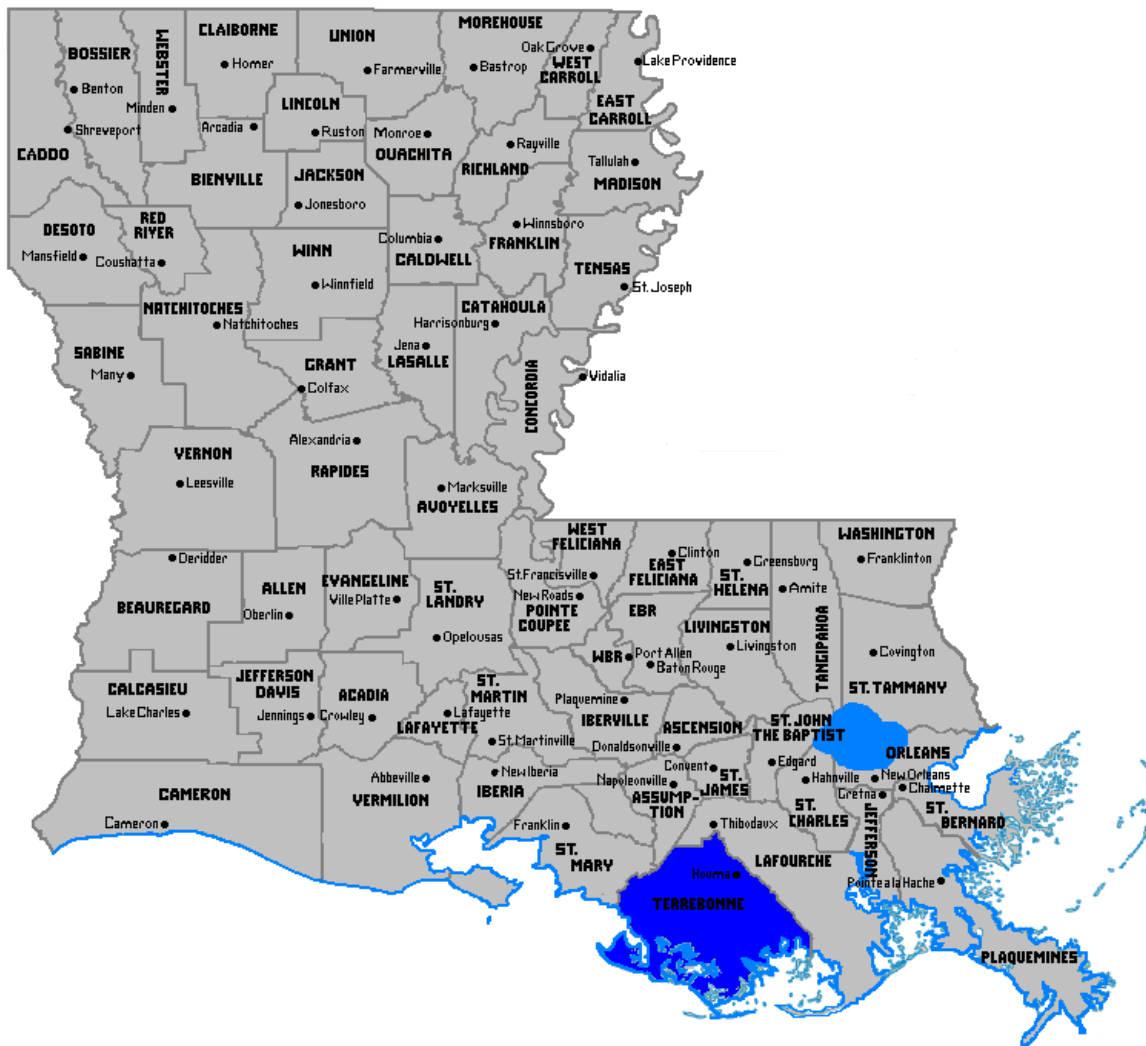
District 31 CY2024	Total CY2024
District Defender: David E. Marcantel	
EXPENDITURES	
Personnel Services and Benefits	
Salaries	77,422.93
Accrued Leave	-
Payroll Taxes	6,114.23
Hospitalization and Disability Insurance	21,242.20
Retirement	16,003.83
Other	-
Total for Personnel Services and Benefits	120,783.19
Travel/Training	
Parking/Auto Tolls	-
Travel/Lodging/Per Diem/Mileage	2,185.30
Total for Travel/Training	2,185.30
Operating Services	
Advertisements	31.18
Workers' Compensation	98.13
Insurance - Malpractice	-
Insurance - Auto/Physical Liability	1,022.29
Insurance - Other	486.00
Lease - Office	120.00
Lease - Auto/Equipment	-
Lease - Other	-
Office Repair and Maintenance	469.17
Office - Telephone/Utilities/Postage/Internet	9,365.56
Dues and Seminars	1,300.00
Law Library/Journals/Subscriptions	1,823.21
Office Supplies	3,203.20
Total for Operating Services	17,918.74
Professional Services	
Audit/Accounting Expense	16,010.84
Contract Clerical	1,000.00
Expert Witness	-
Investigators	-
Interpreters	-
Social Workers	-
Capital Representation	-
Conflict	6,400.00
Contract - Juvenile Attorneys or CINC	34,320.00
Misdemeanor Attorney Contracts	22,200.00
Contract Attorneys - all other	394,680.00
IT/Technical Support	-
Total for Professional Services	474,610.84
Capital Outlay	
Major Acquisitions	-
Total for Capital Outlay	-
Other Charges	
Other Operating Expenses	25.00
Total for Other Charges	25.00
Total for EXPENDITURES	615,523.07
<p style="color: red;">"Note that some data in this report may change due to district corrections or revisions."</p>	

CY24 REVENUES



CY24 EXPENDITURES

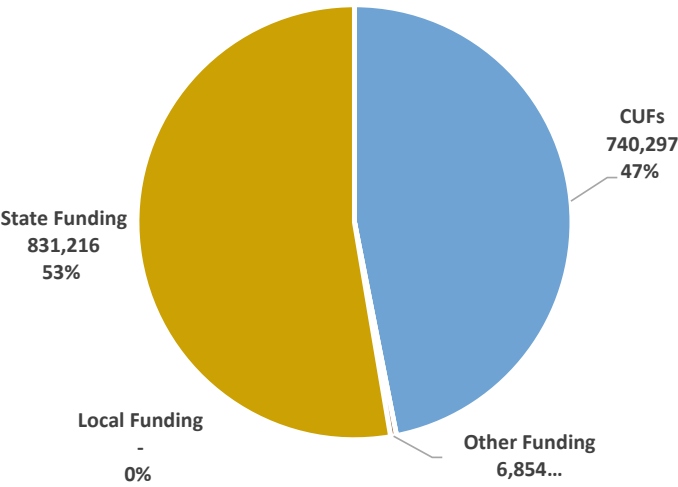




THE 32ND JUDICIAL DISTRICT
PUBLIC DEFENDERS' OFFICE
TERREBONNE (HOUMA)

DISTRICT DEFENDER: ANTHONY P. CHAMPAGNE
504 BELANGER STREET
HOUMA, LA 70360
(985) 873-6831

2024 Funding Sources

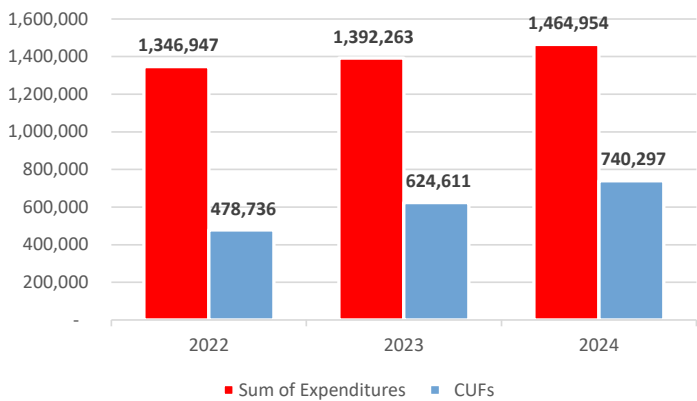


In 2024, the 32nd Judicial District Office of the Public Defender received \$1,578,366.90 in total revenues. Of the total revenues received, 47% of funding was derived from Conviction and User Fees (CUFs), which exceeds the statewide average of 31%. Fifty-three percent of district office funding was derived from state supplemental assistance.

Statutory Conviction and User Fees (CUFs)
Judicial District Indigent Defender Fund

Revenue Stream	Statutory Authority
Special Court Costs (\$45)	R.S. 15:168(B)
Mayor’s Court	R.S. 33:441)
Application Fee (\$40)	R.S. 15:175)
Partial Reimbursement	R.S. 15:176)
Bond Forfeiture	R.S. 15:571.11)
Civil Forfeiture (RICO)	R.S. 15:1356)
Posting of Criminal Bond (\$2)	R.S. 15:85.1)
Commercial Surety Bonds (\$45)	R.S. 22:822)

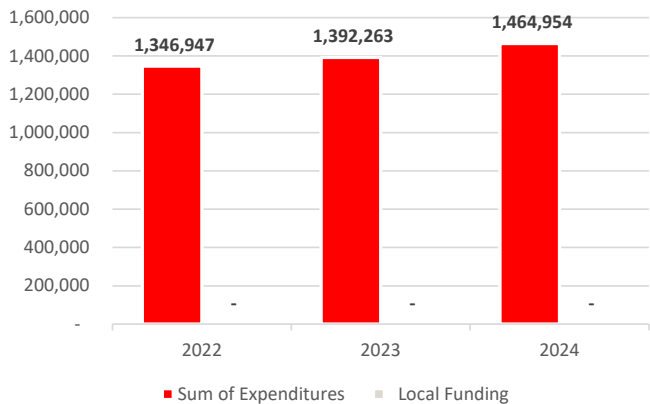
Comparison of 2024 Expenditures to CUFs



Louisiana’s Public Defense System is intended to be funded primarily by Conviction and User Fees (CUFs). CUFs are comprised of eight statutes that require district court judges, city court judges, and mayors to assess fines or fees on people who have been convicted of a crime, traffic violation, or ordinance. CUFs are also generated by other actions in the criminal justice system such as bond fees, forfeitures, and application fees.

What was intended to serve as the primary funding source for public defenders only accounted for 50.5% of the office’s expenditures in CY 2024.

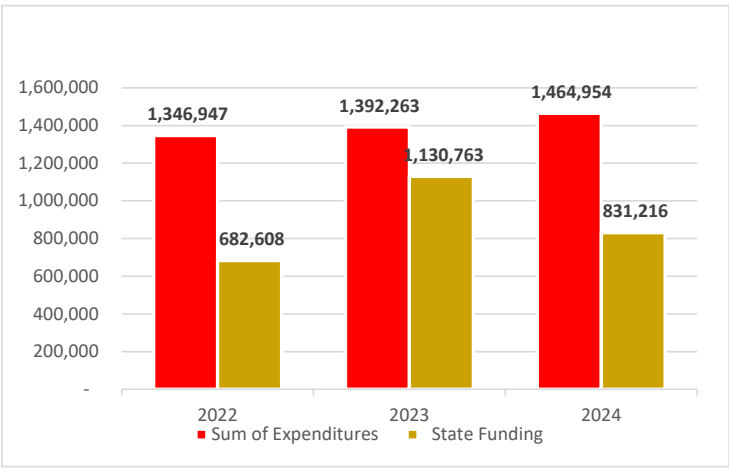
Comparison of 2024 Expenditures to Local Revenues



In 2024, the 32nd District Office of the Public Defender did not receive funding from the local governments or criminal justice system.

However, the office receives in-kind support in the form of payment of the office's phone bill by the Terrebonne Parish government.

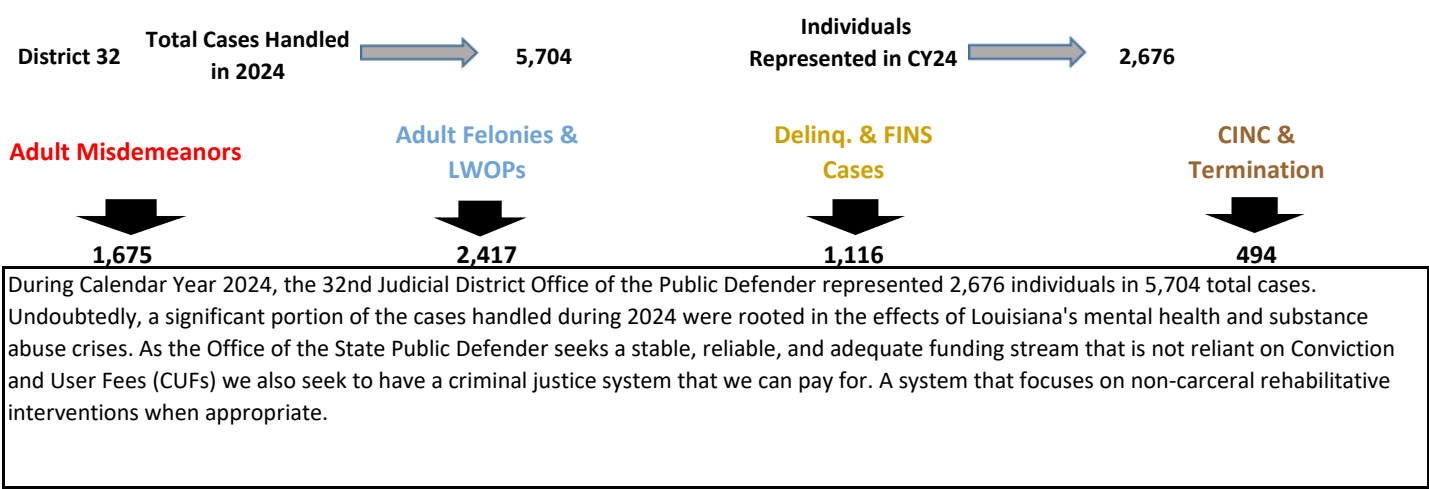
Comparison of 2024 Expenditures to State Funding



The failure of the public defender's system unstable funding stream has resulted in an increased reliance on state supplemental assistance for district solvency.

During Calendar Year 2024, the office received state funding totaling nearly 57% of the office's expenditures. The difference between 2023 and 2024 state funding is largely accounted for by a one time payment made to the district in 2023 from the Building & Renovation Fund. The state office reimbursed the district funds that were spent from its fund balance to purchase their office space.

	Number of Parishes in the Judicial District	Number of Weighted Sections of Court
<p>The 32nd Judicial District Office of the Public Defender is comprised of a single parish, Terrebonne.</p> <p>Public Defender's represent indigent persons accused of a crime or involved in Child in Need of Care matters across 6 sections of court.</p> <p>In the 32nd Judicial District, Public Defenders handle juvenile delinquency, Child in Need of Care, misdemeanor, and felony cases.</p>	1	6





THE 32ND JDC PUBLIC DEFENDERS' OFFICE

Parish(es) & Seat(s)	Terrebonne - Houma
Population	103,616
District Defender	Anthony Champagne
Years as District Defender	38
Before Becoming District Defender, Years in Public Defense	38
Does the District Defender Maintain a Private Practice? If NO, Simply Enter a Zero. If Yes, Enter the Number of Estimated Hours Per Month on Average	0
Office Manager	Anthony Champagne
Primary Office Street Address	504 Belanger Street
City	Houma
ZIP	70360
Days of Week Open (M-F) and Office Hours (am -pm)	open Monday through Friday, 8:00 am to 12:00, 1:00 to 5:00 pm M-Th; 8:00 am to 12:00 noon, 12:30 to 4:30 pm on Friday
Primary Phone	985-873-6831
Primary Mailing Address	504 Belanger Street, Houma, LA 70360
Primary Fax Number	985-873-6574
Primary Emergency Contact	Anthony Champagne
Primary Emergency Phone	985-209-0755 (cell phone)
Secondary Emergency Contact	Leslie Pellegrin
Secondary Emergency Phone	985-804-8976
Other District Office(s) Physical and Mailing Addresses and Phone Numbers	None
Other District Office Contact Personnel (Primary Only)	None
Name of Owner(s) of Office(s)/Building (i.e., Lessor)	504 Belanger St., Office Building is now owned by the Office of the District Public Defender. Storage facility owner: Eric Duplantis, 242 Enterprise Dr., Houma, LA
If The Office Does Not Own Its Building(s) AND Pays No Rent, Indicate The Source Of Office Space Support	PDO Owns building
Total Annual Cash Support by Local Appropriation or Tax/Millage (indicate if this figure is an estimate)	0
# And Job Titles Of All Staff Whose Wages Are Provided By Local Government	0

Total PDO Staff Costs <u>Provided by Local Government</u>	0
# of Workers with Retirement Benefits <u>Paid by Local Government</u>	0
Total Annual Cost of Retirement Benefits <u>Paid by Local Government</u> (if unknown enter "UNK")	0
# of Workers with Health Benefits Paid by Local Government	0
Total Annual Cost of Health Benefits Paid by Local Government (if unknown enter "UNK")	0
List Any Other Local In-Kind Contributions Or Other Support From Local Government	Parish Government pays office phone bill
Courts and Locations	32nd Judicial District Court, Divisions A-E , 7856 Main St. Courthouse Annex, Houma, 70360 Houma City Court, 8046 Main St., Houma, 70360.
Number of Divisions/Sections of Criminal Court for Each Court in District (Include District Court, CRIMINAL District Court, City Court, Municipal Court, Mayor's Court, etc.) For Which your Office Provides Representation	5 District Court Divisions and 1 City Court.
Name of Adult Detention Facilities in This District	Terrebonne Parish Criminal Justice Complex, 3211 Grand Caillou Rd., Houma, LA 70363.
Name of Adult Detention Facilities Outside the District Which Hold Clients	Normally, outside facilities do not hold clients, but recently some female clients are being held at Madison Parish LTCW.
Name of Juvenile Detention Facilities In This District	Terrebonne Parish Juvenile Justice Complex, 180 Government Street, Gray, LA 70359.
Name of Juvenile Detention Facilities Outside the District Which Hold Clients	None used outside of the parish for juveniles.
Do Your Courts Routinely Bring Juveniles Before The Judge In Shackles If They Are Being Held In Detention Or Secure Custody At The Time Of The Hearing? Note That Ch. Code Art. 408 Forbids Routine Shackling	Since the passage of recent legislation juveniles are not brought before the judge in shackles unless the State files a motion to do so because of potential risk of harm or flight.
District Attorney	Joseph Waitz, Jr.
Chief Judge of Criminal District Court	Randall Bethancourt
Juvenile Court Judges (Specify District of City Court)	Matthew Hagen-City Judge
Drug Court Judges	Juan Pickett
Mental Health Court Judges	None
Other Specialty Court	Family Preservation Court
Name of Specialty and Brief Description:	N/A - None
Short Term Critical Issue Areas	Lack of Needed Personnel.

Long-Term Critical Issue Areas and other External Factors (outside of your control) that Negatively Affect the Delivery of Services in Your District	Shortage of funding for provision of services and resources as required by standards.
2024 Media Coverage and/or Major Accomplishments	N/A
Describe Supervisory Structure in Your District (For Attorneys and Non-Attorneys)	Leslie Pellegrin is the senior secretary supervising all other secretaries. Anthony Champagne, District Defender, supervises attorneys.
Medical Benefits for Any Staff, Please Describe, Noting Who Pays For the Benefit	Yes-Full Time employees only, 75% of policy paid by employer and 25% of policy paid by employee.
Number of Cases Involving Children Under Age 18 (prior to April 19, 2024), and Children Under Age 17 (After April 19, 2024) in Your District That Were Directly Filed in Adult Court or Transferred to Adult Court in 2024	2
Number of Cases Involving Children Under Age 18 (prior to April 19, 2024), and Children Under Age 17 (After April 19, 2024) in Your District in Which a Transfer of a Child to Adult Court was Denied	0
Please Provide the Names of All State Representatives and Senators from Your District	Representatives: Jessica Domingue, Jerome Zeringue, Beryl Amadee, Senators: Michael Fesi, Robert Allain
What Changes Have You Implemented in Your District Office in 2024 That Have Improved the Delivery of Public Defender Services?	Continuation of CINC representation as specified last year and startup of Family Preservation Court.

32nd District Defender Office CY 2024 Caseloads & Outcomes

Case Type	New Cases 01/1/2024- 12/31/2024	Closed Cases 01/1/2024- 12/31/2024	Pending Cases* (# of Cases pending on 12/31/2023)	# of Cases pending on 12/31/2023 plus New Cases Received 01/1/2024- 12/31/2024	# Cases Resulting in Termination of Parental Rights	# Cases Resulting in Reunification	# Charges with Admit/Guilty Plea to Current Offense	# Charges with Plea of Guilty to Lesser Charge	# Charges Resulting in Dismissal	# Charges Resulting in Diversion or Deferred Disposition	# Jury Trials: Found Not Guilty	# Jury Trials: Found Guilty	# Judge Trials: Found Not Guilty	# Judge Trials: Found Guilty	Total Trials
Child Support	0	0	0	0	N/A	N/A	N/A	N/A	0	N/A	N/A	N/A	N/A	N/A	0
CINC-Child	0	0	0	0	0	0	N/A	N/A	0	N/A	N/A	N/A	N/A	N/A	0
CINC-Parent	171	219	279	450	0	14	N/A	N/A	0	N/A	N/A	N/A	N/A	N/A	0
Termination	0	28	44	44	22	0	N/A	N/A	0	N/A	N/A	N/A	N/A	N/A	0
FINS	155	187	45	200	N/A	N/A	11	0	55	0	N/A	N/A	N/A	N/A	0
Delinquency Misdemeanor	398	444	110	508	N/A	N/A	306	5	128	0	N/A	N/A	0	0	0
Delinquency Felony	104	128	57	161	N/A	N/A	122	27	52	0	N/A	N/A	0	0	0
Delinquency-Life	5	4	0	5	N/A	N/A	2	0	0	0	N/A	N/A	0	0	0
Juvenile Revocations	117	192	125	242	N/A	N/A	3	0	29	N/A	N/A	N/A	N/A	N/A	0
Adult Misdemeanor*	1344	1250	331	1675	N/A	N/A	704	28	1217	0	0	0	0	1	1
Adult Felony Non-LWOP**	1542	1535	780	2322	N/A	N/A	938	315	635	0	2	3	1	1	7
Adult LWOP	12	8	10	22	N/A	N/A	0	0	0	0	0	2	0	0	2
Capital***	0	0	2	2	N/A	N/A	0	0	0	0	0	0	0	0	0
Revocations	28	52	38	66	N/A	N/A	0	0	2	0	N/A	N/A	N/A	N/A	0
PCR	2	3	5	7	N/A	N/A	N/A	N/A	N/A	N/A	N/A	N/A	0	3	3
SOAP	0	0	0	0	N/A	N/A	N/A	N/A	N/A	N/A	N/A	N/A	N/A	N/A	0

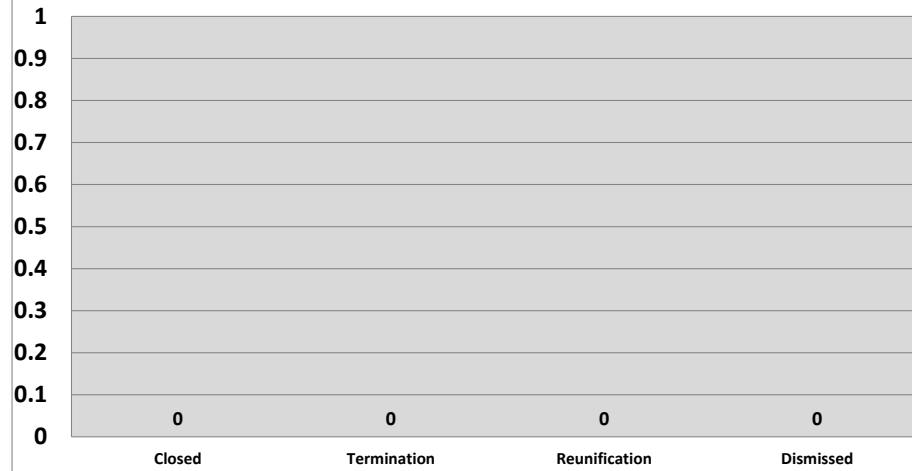
NOTE: Charges columns include all charges filed in association with a particular Case Type, regardless of each charge's severity.

*Includes Traffic, Parish/Municipal Ordinances, Extradition and Unclassified Cases

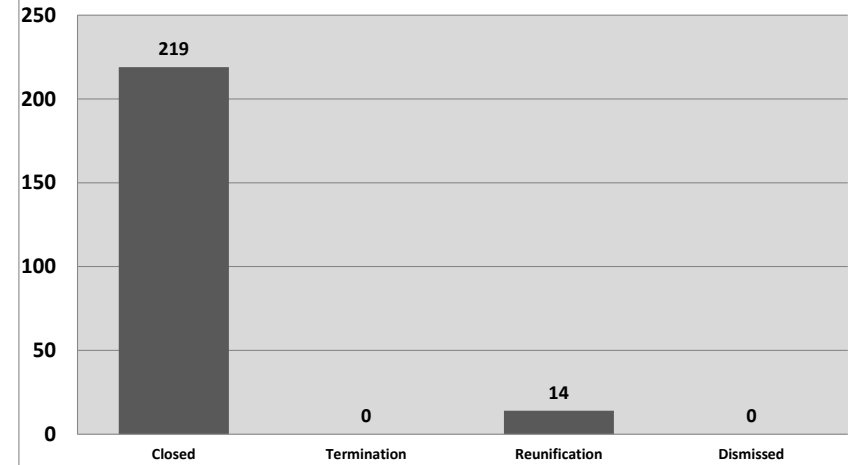
**Life Without Parole

***Capital cases may include cases initially opened by the district office and transferred to a program office at some later stage in the proceedings.

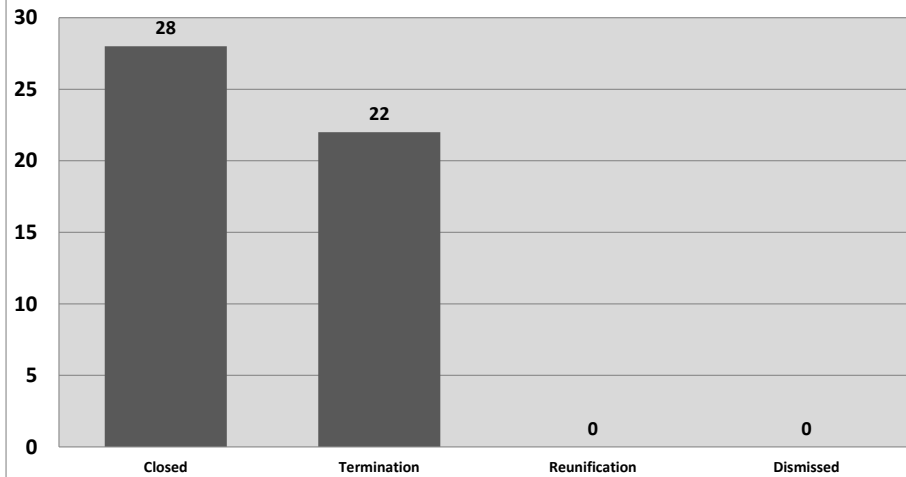
CY 2024 CINC Representing Child Outcomes



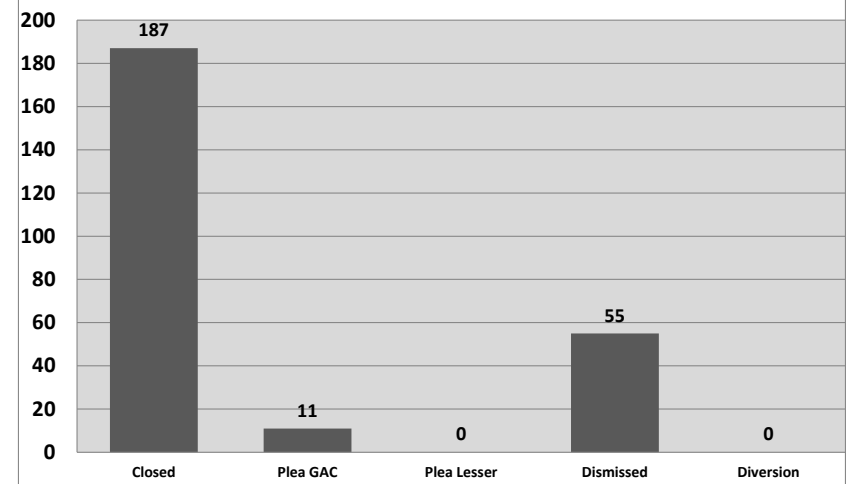
CY 2024 CINC Representing Parent Outcomes



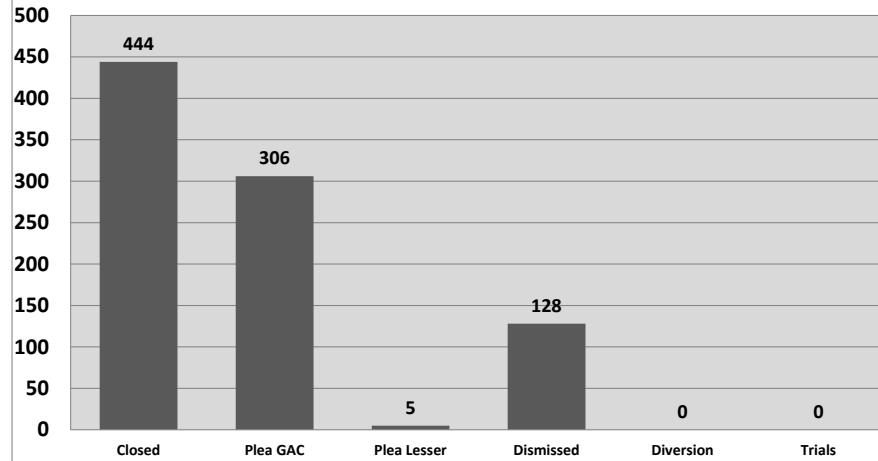
CY 2024 CINC Termination Outcomes



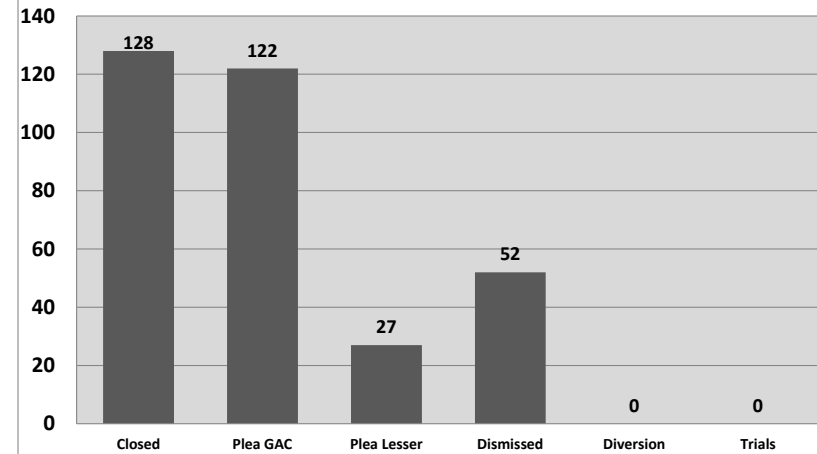
CY 2024 FINS Outcomes



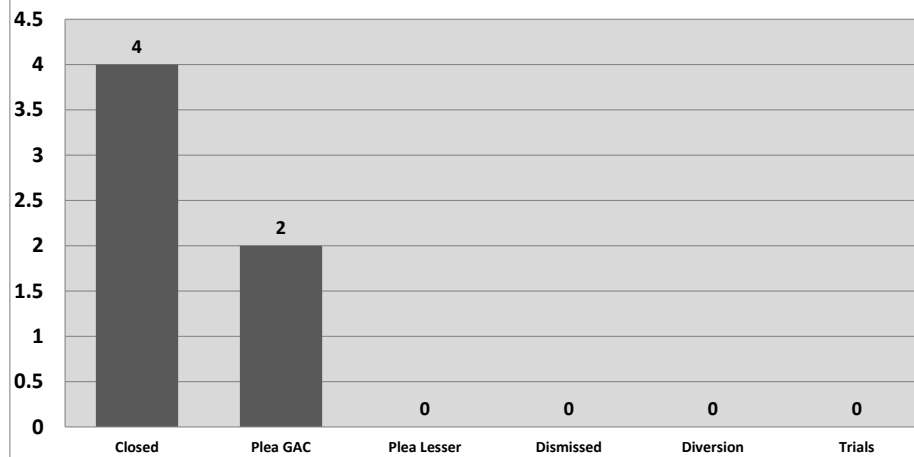
CY 2024 Delinquency Misdemeanor-Grade Outcomes



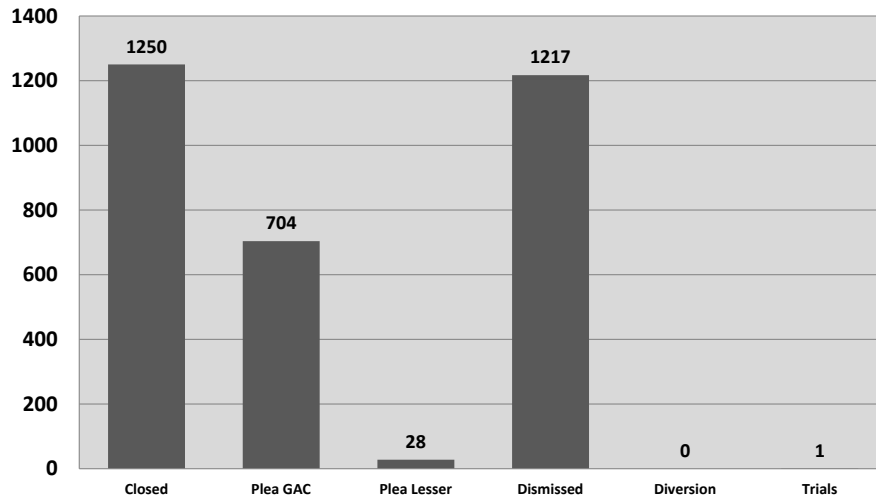
CY 2024 Delinquency Felony-Grade Outcomes



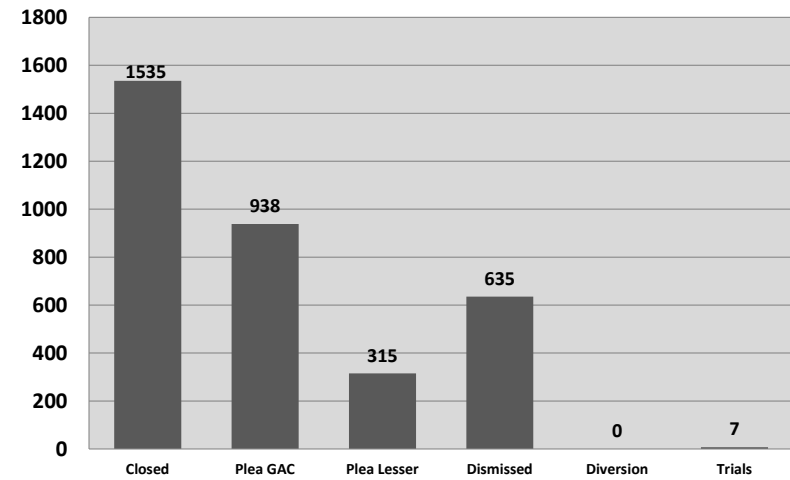
CY 2024 Delinquency Life Outcomes



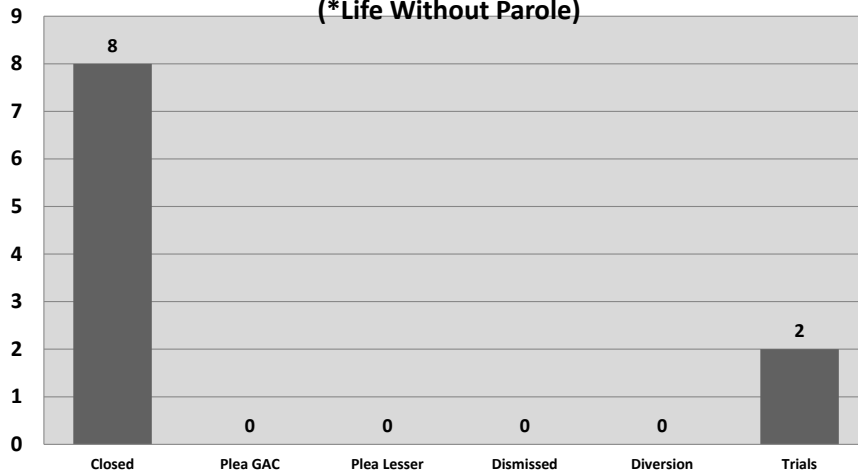
CY 2024 Adult Misdemeanor Outcomes



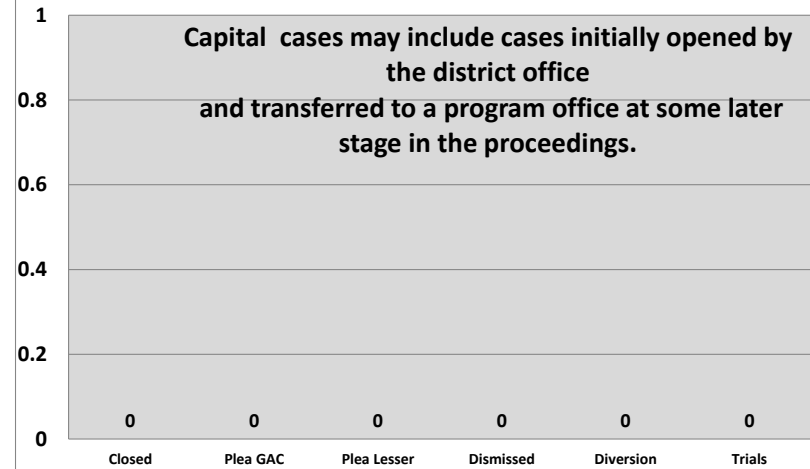
**CY 2024 Adult Felony Non-LWOP* Outcomes
(*Life Without Parole)**



**CY 2024 Adult Felony LWOP* Outcomes
(*Life Without Parole)**



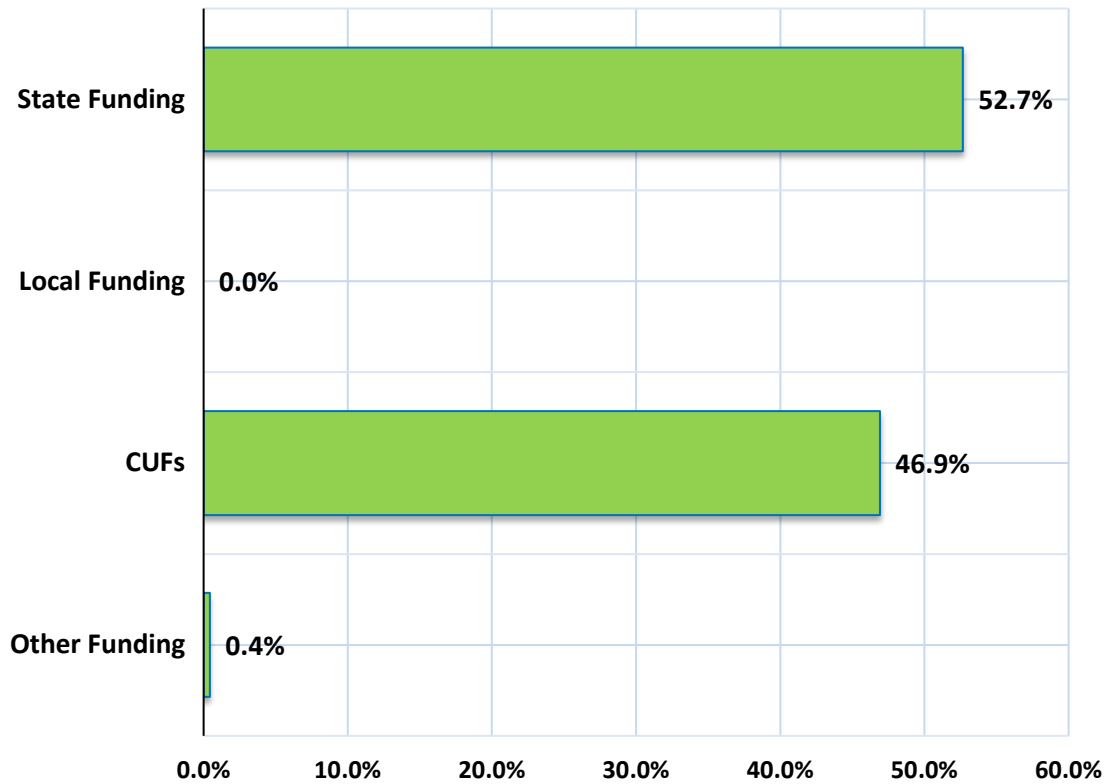
CY 2024 Capital Outcomes



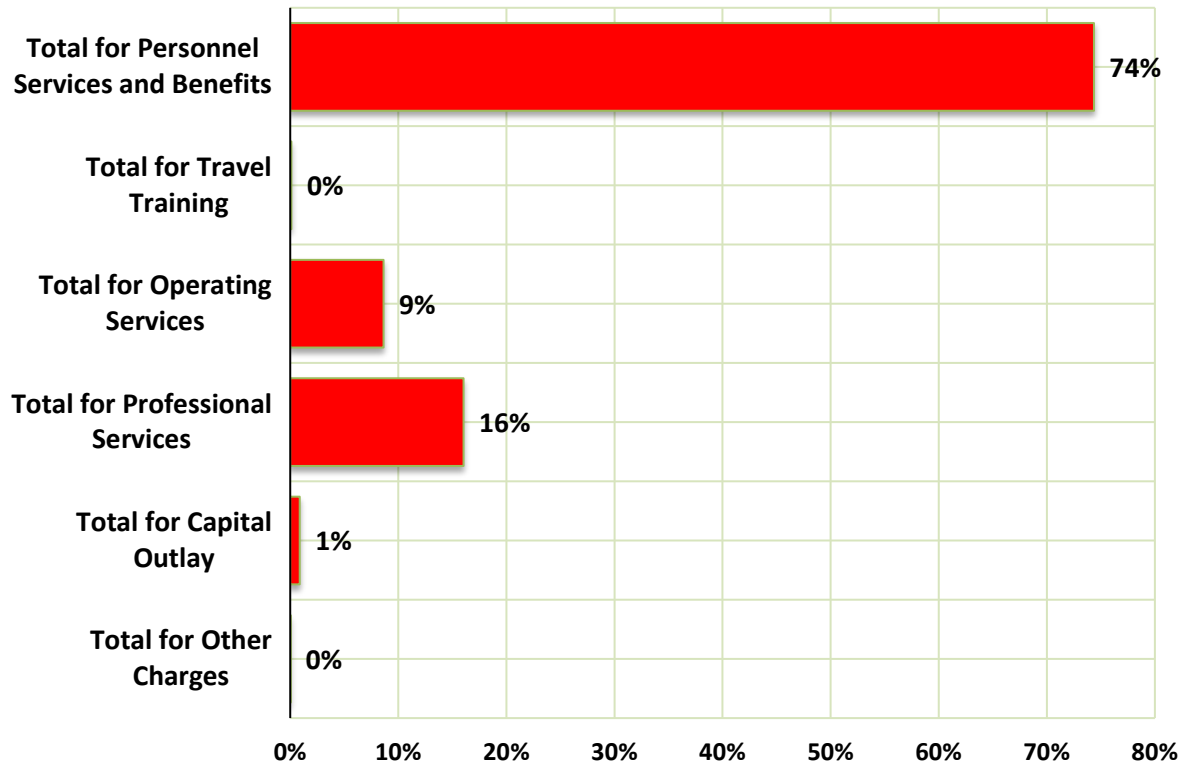
District 32 CY2024	Total CY2024
District Defender: Anthony P. Champagne	
REVENUE	
Federal Government	
Grants - Direct	-
Grants - Indirect (pass thru State)	-
Total for Federal Government	-
State Government	
Department of Corrections	-
Child in Need of Care (CINC)	54,075.00
District Assistance Fund (DAF)	744,321.35
Supplemental/Emergency Funds	32,819.82
Grants	-
Other State Income -List source(s)	-
Total for State Government	831,216.17
Local Government	
Appropriations - General	-
Appropriations - Special	-
Taxes - Millages, Sales, Special, & Other	-
Condition of Probation	-
Criminal Bond Fees [\$2 per bonded case as per 15:85.1] and Surety Bond Licensing Fees [per 22:822 B]	118,140.97
Traffic Camera	-
Grants	-
Other Local Income -List source(s)	2,408.13
\$45 Special Court Costs [R.S. 15:168.B(1)] and \$35 Mayor's Court Costs	-
Criminal District Court	-
City & City-Ward Courts	161,295.18
Judicial District Courts	-
Juvenile Court	-
Mayor's Court (\$35 Special Court Costs for Mayor's Court Only)	-
Magistrates' Courts	-
Municipal Court	-
Parish Courts	-
Traffic Court	-
Non-itemized, lump sum collected and remitted by all courts	-
Non-Itemized lump sum assessed by the court; collected and remitted by the Sheriff(s)	46,370.00
Non-Itemized lump sum assessed by the court; collected and remitted by the Police Juries	393,998.59
Total for \$45 Special Court Costs [R.S. 15:168.B(1)] and \$35 Mayor's Court Costs	601,663.77
Charges For Services	
\$40 Indigent Defense Application Fees [as per 15:175 A (1)(f)]	3,078.00
Partial Attorney Fees Reimbursements [as per 15:176]	17,414.00
Other Reimbursements	-
Other Local Income -List source(s)	380.00
Total for Charges For Services	20,872.00
Total for Local Government	743,084.87
Investment Earnings	
Interest Income	4,065.86
Other Investment Income - List source(s)	-
Total for Investment Earnings	4,065.86
Other Sources (Grants & Contributions)	
Non-Profit Organizations	-
Private Organizations	-
Corporate	-
Other - List source(s)	-
Total for Other Sources (Grants & Contributions)	-
Total for REVENUE	1,578,366.90

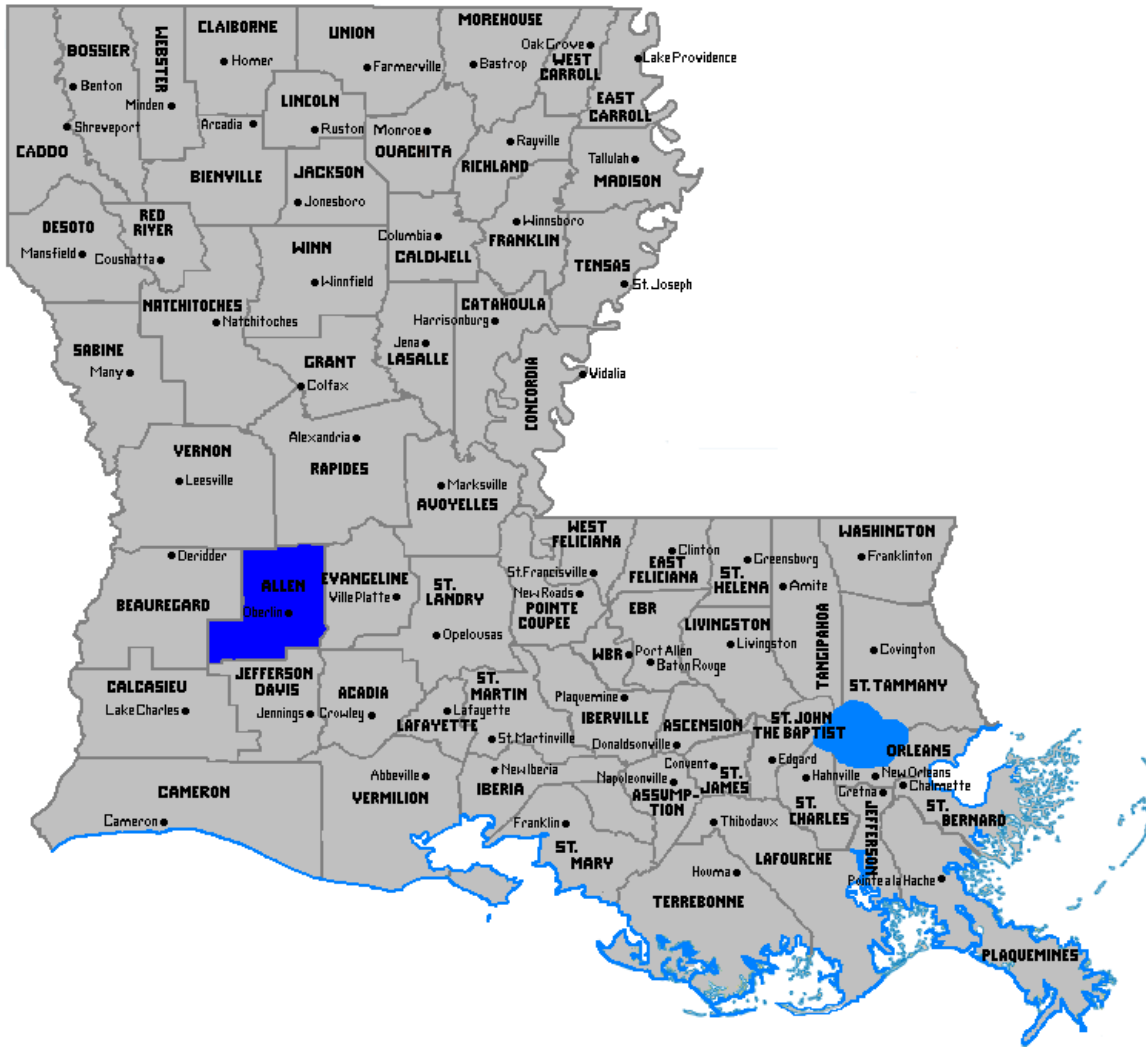
District 32 CY2024	Total CY2024
District Defender: Anthony P. Champagne	
EXPENDITURES	
Personnel Services and Benefits	
Salaries	902,000.38
Accrued Leave	-
Payroll Taxes	16,800.54
Hospitalization and Disability Insurance	73,661.35
Retirement	96,797.34
Other	-
Total for Personnel Services and Benefits	1,089,259.61
Travel/Training	
Parking/Auto Tolls	-
Travel/Lodging/Per Diem/Mileage	1,483.96
Total for Travel/Training	1,483.96
Operating Services	
Advertisements	74.30
Workers' Compensation	(274.26)
Insurance - Malpractice	18,970.00
Insurance - Auto/Physical Liability	3,581.60
Insurance - Other	19,386.07
Lease - Office	-
Lease - Auto/Equipment	-
Lease - Other	10,879.00
Office Repair and Maintenance	8,129.07
Office - Telephone/Utilities/Postage/Internet	8,872.01
Dues and Seminars	7,259.13
Law Library/Journals/Subscriptions	22,161.80
Office Supplies	27,418.06
Total for Operating Services	126,456.78
Professional Services	
Audit/Accounting Expense	26,369.50
Contract Clerical	195.00
Expert Witness	1,875.00
Investigators	-
Interpreters	-
Social Workers	-
Capital Representation	-
Conflict	102,969.36
Contract - Juvenile Attorneys or CINC	-
Misdemeanor Attorney Contracts	-
Contract Attorneys - all other	103,345.00
IT/Technical Support	-
Total for Professional Services	234,753.86
Capital Outlay	
Major Acquisitions	12,957.00
Total for Capital Outlay	12,957.00
Other Charges	
Other Operating Expenses	42.50
Total for Other Charges	42.50
Total for EXPENDITURES	1,464,953.71
<p>"Note that some data in this report may change due to district corrections or revisions."</p>	

CY24 REVENUES



CY24 EXPENDITURES

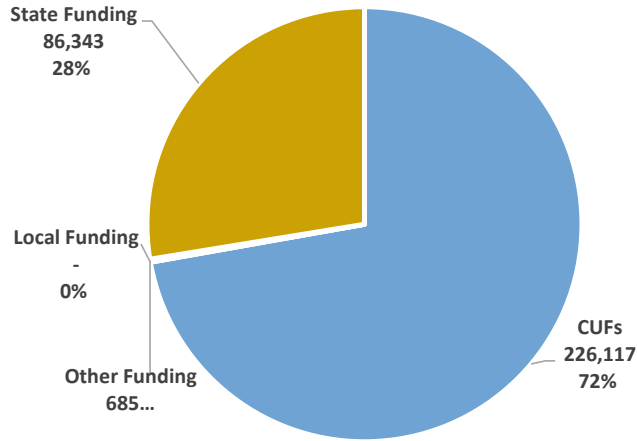




THE 33RD JUDICIAL DISTRICT
PUBLIC DEFENDERS' OFFICE
ALLEN (OBERLIN)

DISTRICT DEFENDER: CHAD B. GUIDRY
400 WEST SIXTH AVE, COURTHOUSE BLDG.
OBERLIN, LA 70655
(337) 639-2475

2024 Funding Sources

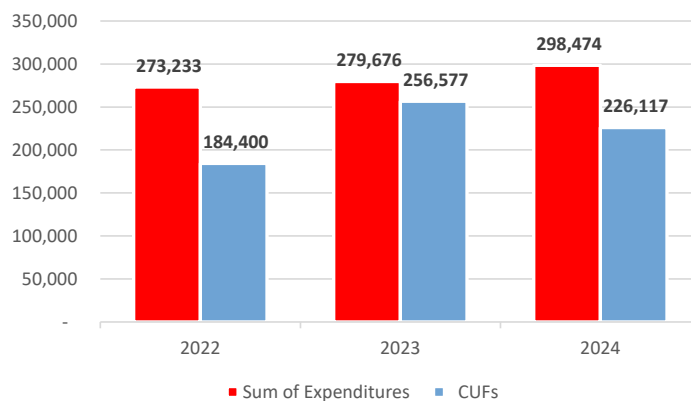


In 2024, the 33rd Judicial District Office of the Public Defender received \$313,145 in total revenues. Of the total revenues received, 72% of funding was derived from Conviction and User Fees (CUFs), which significantly exceeds the statewide average of 31%. Only 28 percent of district office funding was derived from state supplemental assistance.

Statutory Conviction and User Fees (CUFs) Judicial District Indigent Defender Fund

Revenue Stream	Statutory Authority
Special Court Costs (\$45)	R.S. 15:168(B)
Mayor's Court	R.S. 33:441)
Application Fee (\$40)	R.S. 15:175)
Partial Reimbursement	R.S. 15:176)
Bond Forfeiture	R.S. 15:571.11)
Civil Forfeiture (RICO)	R.S. 15:1356)
Posting of Criminal Bond (\$2)	R.S. 15:85.1)
Commercial Surety Bonds (\$45)	R.S. 22:822)

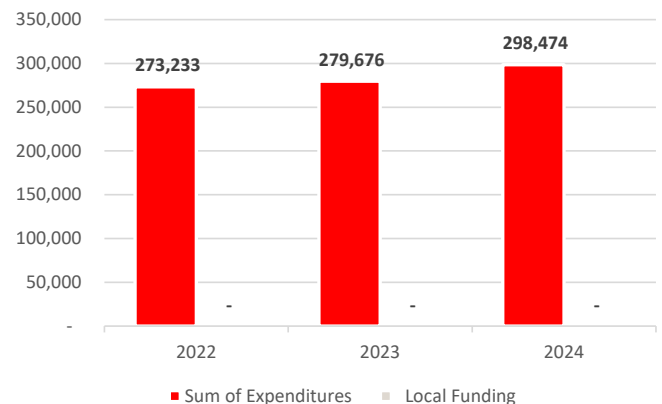
Comparison of 2024 Expenditures to CUFs



Louisiana's Public Defense System is intended to be funded primarily by Conviction and User Fees (CUFs). CUFs are comprised of eight statutes that require district court judges, city court judges, and mayors to assess fines or fees on people who have been convicted of a crime, traffic violation, or ordinance. CUFs are also generated by other actions in the criminal justice system such as bond fees, forfeitures, and application fees.

In the 33rd District, the funding mechanism functions as intended, with 76% of the office's expenditures accounted for by CUFs in CY 2024.

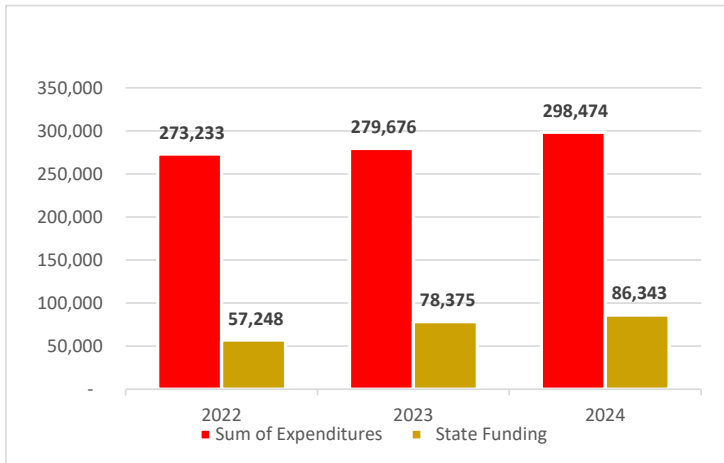
Comparison of 2024 Expenditures to Local Revenues



In 2024, the 33rd District Office of the Public Defender did not receive funding from the local government or criminal justice system.

However, the office receives in-kind support in the form of office space within the courthouse. This space has been provided by the Allen Parish Police Jury.

Comparison of 2024 Expenditures to State Funding



The 33rd Judicial District office received state supplemental assistance sufficient to cover nearly 29% of the office's expenditures. State support of the 33rd district has increased each of the last two years as expenses rise due to inflation and increased attorney costs.

The 33rd Judicial District Office of the Public Defender is a single parish district comprised of Allen Parish.

Public Defender's represent indigent persons accused of a crime or involved in Child in Need of Care matters across 3 sections of court.

In the 33rd Judicial District, Public Defenders handle juvenile delinquency, Child in Need of Care, misdemeanor, and felony cases.

Number of Parishes in the
Judicial District

1

Number of Weighted
Sections of Court

3



During Calendar Year 2024, the 33rd Judicial District Office of the Public Defender represented 868 individuals in 937 total cases. Undoubtedly, a significant portion of the cases handled during 2024 were rooted in the effects of Louisiana's mental health and substance abuse crises. As the Office of the State Public Defender seeks a stable, reliable, and adequate funding stream that is not reliant on Conviction and User Fees (CUFs) we also seek to have a criminal justice system that we can pay for. A system that focuses on non-carceral rehabilitative interventions when appropriate.



THE 33RD JDC PUBLIC DEFENDERS' OFFICE

Parish(es) & Seat(s)	Allen-Oberlin
Population	22,320
District Defender	Chad B. Guidry
Years as District Defender	9
Before Becoming District Defender, Years in Public Defense	9
Does the District Defender Maintain a Private Practice? If NO, Simply Enter a Zero. If Yes, Enter the Number of Estimated Hours Per Month on Average	It varies greatly but I would estimate between 10 to 25 hours per month
Office Manager	Teressa Myers
Primary Office Street Address	400 West Sixth Ave Courthouse Bldg.
City	Oberlin
ZIP	70655
Days of Week Open (M-F) and Office Hours (am -pm)	Monday-Friday 8am to 3pm
Primary Phone	337-639-2475
Primary Mailing Address	PO Box 399; Oberlin, LA 70655
Primary Fax Number	337-738-2985
Primary Emergency Contact	Chad Guidry
Primary Emergency Phone	337-738-2280
Secondary Emergency Contact	Teressa Myers
Secondary Emergency Phone	337-639-2475
Other District Office(s) Physical and Mailing Addresses and Phone Numbers	PO Box 447; 831 Fourth Ave.; Kinder, LA 70648; 337-738-2280
Other District Office Contact Personnel (Primary Only)	Brandy Manuel, Mr. Guidry Assistant, 337-738-2280
Name of Owner(s) of Office(s)/Building (i.e., Lessor)	Allen Parish Police Jury
If The Office Does Not Own Its Building(s) AND Pays No Rent, Indicate The Source Of Office Space Support	Parish provides
Total Annual Cash Support by Local Appropriation or Tax/Millage (indicate if this figure is an estimate)	0
# And Job Titles Of All Staff Whose Wages Are Provided By Local Government	0
Total PDO Staff Costs <u>Provided by Local Government</u>	0

# of Workers with Retirement Benefits <u>Paid by Local Government</u>	0
Total Annual Cost of Retirement Benefits <u>Paid by Local Government</u> (if unknown enter "UNK")	0
# of Workers with Health Benefits Paid by Local Government	0
Total Annual Cost of Health Benefits Paid by Local Government (if unknown enter "UNK")	0
List Any Other Local In-Kind Contributions Or Other Support From Local Government	0
Courts and Locations	33rd District- Oberlin; Oakdale City Court, Oakdale Louisiana.
Number of Divisions/Sections of Criminal Court for Each Court in District (Include District Court, CRIMINAL District Court, City Court, Municipal Court, Mayor's Court, etc.) For Which your Office Provides Representation	2 Divisions in District Court and 1 in Oakdale City Court.
Name of Adult Detention Facilities in This District	Allen Parish Jail, Oakdale City Jail, Kinder City Jail, Allen Correctional Center, & Federal Correctional Institution in Oakdale.
Name of Adult Detention Facilities Outside the District Which Hold Clients	None
Name of Juvenile Detention Facilities In This District	None
Name of Juvenile Detention Facilities Outside the District Which Hold Clients	None
Do Your Courts Routinely Bring Juveniles Before The Judge In Shackles If They Are Being Held In Detention Or Secure Custody At The Time Of The Hearing? Note That Ch. Code Art. 408 Forbids Routine Shackling	No. The judges in the 33rd JDC and Oakdale City Court almost never shackle juveniles. There have been occasions where this has occurred but it is very rare.
District Attorney	Joseph Green
Chief Judge of Criminal District Court	Judge E. David Deshotels, Jr.
Juvenile Court Judges (Specify District of City Court)	The two divisions in the 33rd JDC handle all juvenile matters. Oakdale City Court only handles juvenile delinquency matters.
Drug Court Judges	E. David Deshotels and Judi F. Abrusley
Mental Health Court Judges	None
Other Specialty Court	None
Name of Specialty and Brief Description:	None
Short Term Critical Issue Areas	We have had a huge problem with staffing turnover. However, we are currently fully staffed. Of course, funding is always our most pressing issue.

Long-Term Critical Issue Areas and other External Factors (outside of your control) that Negatively Affect the Delivery of Services in Your District	As stated above funding is an immediate and long term issue.
2024 Media Coverage and/or Major Accomplishments	None
Describe Supervisory Structure in Your District (For Attorneys and Non-Attorneys)	Chad Guidry is the current District Defender and he oversees work of the other attorneys and office employees.
Medical Benefits for Any Staff, Please Describe, Noting Who Pays For the Benefit	None
Number of Cases Involving Children Under Age 18 (prior to April 19, 2024), and Children Under Age 17 (After April 19, 2024) in Your District That Were Directly Filed in Adult Court or Transferred to Adult Court in 2024	2
Number of Cases Involving Children Under Age 18 (prior to April 19, 2024), and Children Under Age 17 (After April 19, 2024) in Your District in Which a Transfer of a Child to Adult Court was Denied	2
Please Provide the Names of All State Representatives and Senators from Your District	State Rep. Dewith Carrier & State Sen. Heather Cloud
What Changes Have You Implemented in Your District Office in 2024 That Have Improved the Delivery of Public Defender Services?	Through fiscal management our budget now allows us to hire one additional line defender. In a district of this size, one addition line defender greatly affects individual attorney caseloads and results in faster resolution of cases.

33rd District Defender Office CY 2024 Caseloads & Outcomes

Case Type	New Cases 01/1/2024- 12/31/2024	Closed Cases 01/1/2024- 12/31/2024	Pending Cases* (# of Cases pending on 12/31/2023)	# of Cases pending on 12/31/2023 plus New Cases Received 01/1/2024- 12/31/2024	# Cases Resulting in Termination of Parental Rights	# Cases Resulting in Reunification	# Charges with Admit/Guilty Plea to Current Offense	# Charges with Plea of Guilty to Lesser Charge	# Charges Resulting in Dismissal	# Charges Resulting in Diversion or Deferred Disposition	# Jury Trials: Found Not Guilty	# Jury Trials: Found Guilty	# Judge Trials: Found Not Guilty	# Judge Trials: Found Guilty	Total Trials
Child Support	0	0	0	0	N/A	N/A	N/A	N/A	0	N/A	N/A	N/A	N/A	N/A	0
CINC-Child	0	0	0	0	0	0	N/A	N/A	0	N/A	N/A	N/A	N/A	N/A	0
CINC-Parent	27	12	23	50	0	1	N/A	N/A	0	N/A	N/A	N/A	N/A	N/A	0
Termination	0	0	0	0	0	0	N/A	N/A	0	N/A	N/A	N/A	N/A	N/A	0
FINS	3	3	0	3	N/A	N/A	0	0	0	0	N/A	N/A	N/A	N/A	0
Delinquency Misdemeanor	19	14	1	20	N/A	N/A	0	0	0	0	N/A	N/A	0	0	0
Delinquency Felony	7	8	1	8	N/A	N/A	0	0	0	0	N/A	N/A	0	0	0
Delinquency-Life	1	0	0	1	N/A	N/A	0	0	0	0	N/A	N/A	0	0	0
Juvenile Revocations	0	0	0	0	N/A	N/A	0	0	0	N/A	N/A	N/A	N/A	N/A	0
Adult Misdemeanor*	71	19	18	89	N/A	N/A	0	0	0	0	0	0	0	0	0
Adult Felony Non-LWOP**	413	298	343	756	N/A	N/A	23	0	13	0	0	0	0	0	0
Adult LWOP	1	1	3	4	N/A	N/A	0	0	0	0	0	1	0	0	1
Capital***	0	0	0	0	N/A	N/A	0	0	0	0	0	0	0	0	0
Revocations	1	3	3	4	N/A	N/A	0	0	0	0	N/A	N/A	N/A	N/A	0
PCR	0	2	2	2	N/A	N/A	N/A	N/A	N/A	N/A	N/A	N/A	0	1	1
SOAP	0	0	0	0	N/A	N/A	N/A	N/A	N/A	N/A	N/A	N/A	N/A	N/A	0

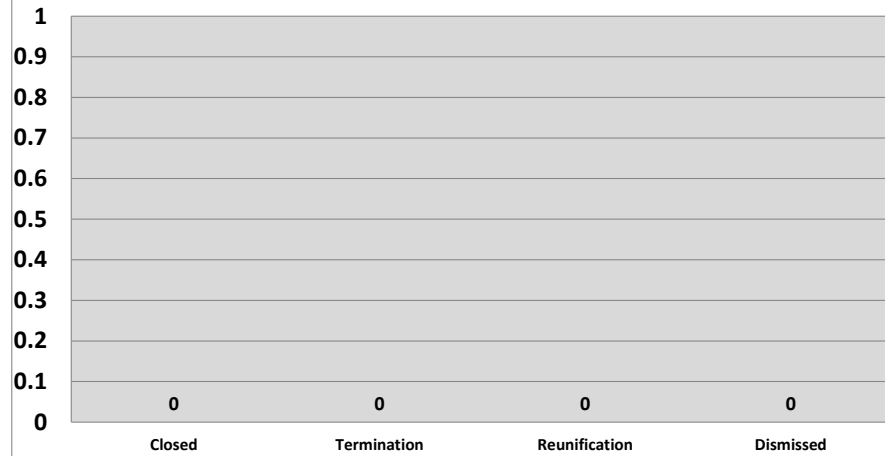
NOTE: Charges columns include all charges filed in association with a particular Case Type, regardless of each charge's severity.

*Includes Traffic, Parish/Municipal Ordinances, Extradition and Unclassified Cases

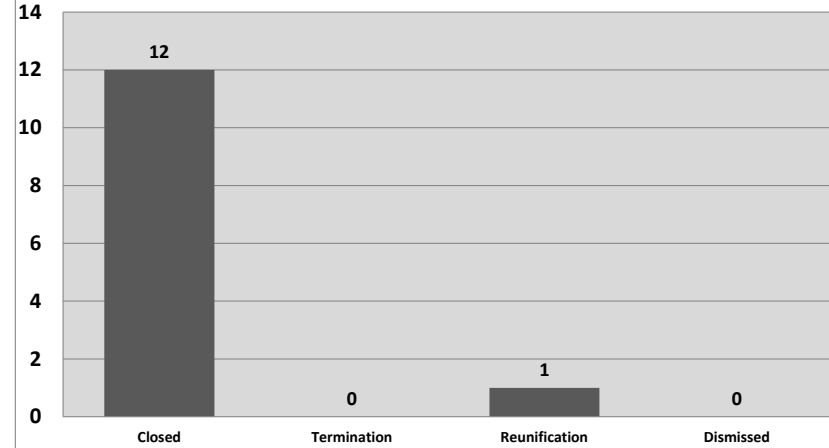
**Life Without Parole

***Capital cases may include cases initially opened by the district office and transferred to a program office at some later stage in the proceedings.

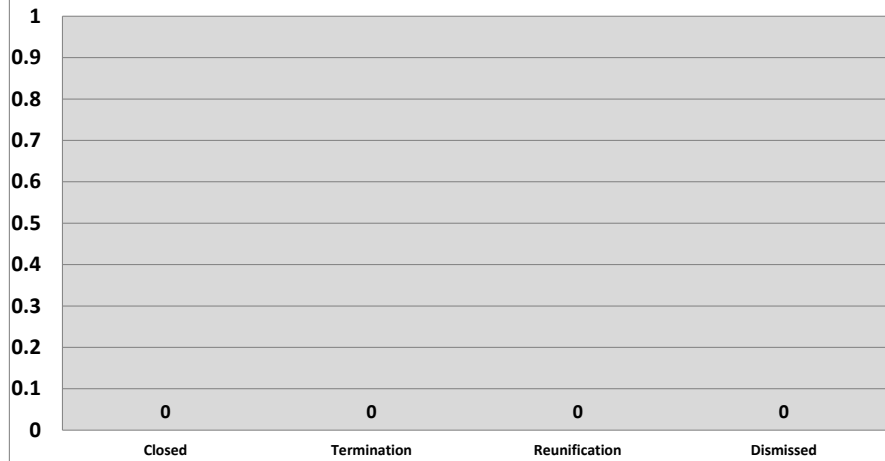
CY 2024 CINC Representing Child Outcomes



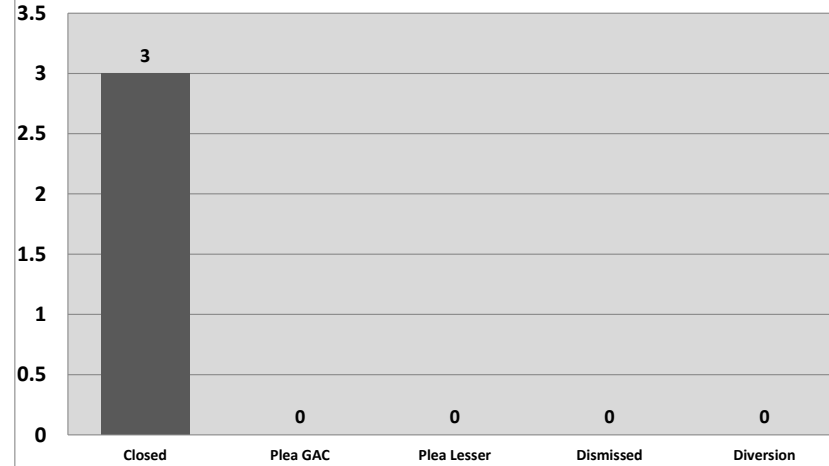
CY 2024 CINC Representing Parent Outcomes



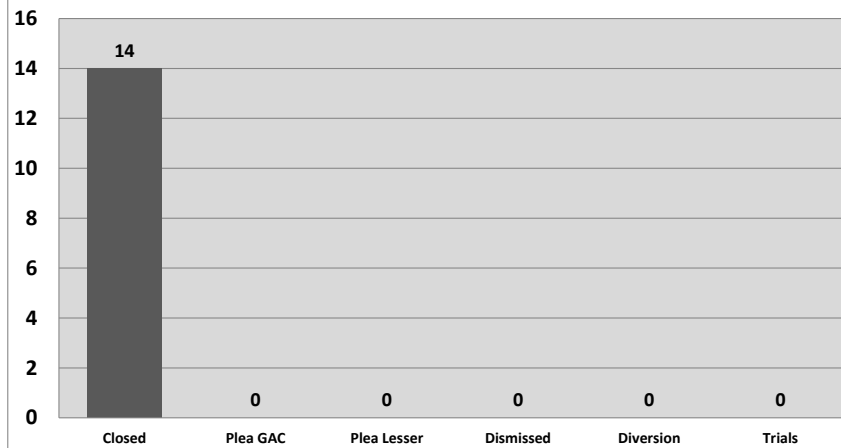
CY 2024 CINC Termination Outcomes



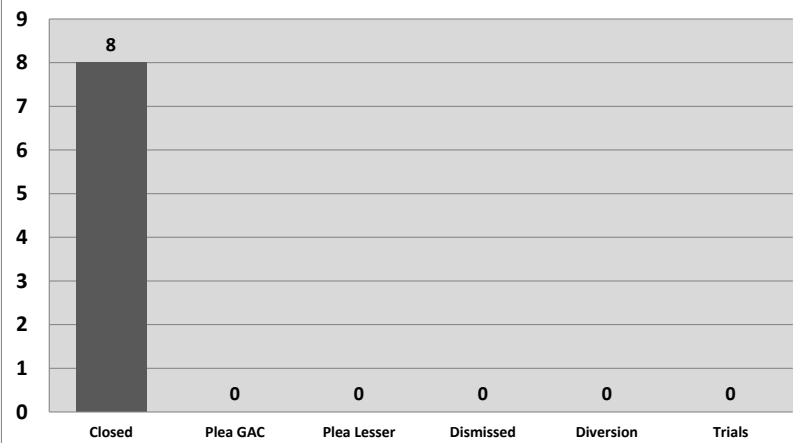
CY 2024 FINS Outcomes



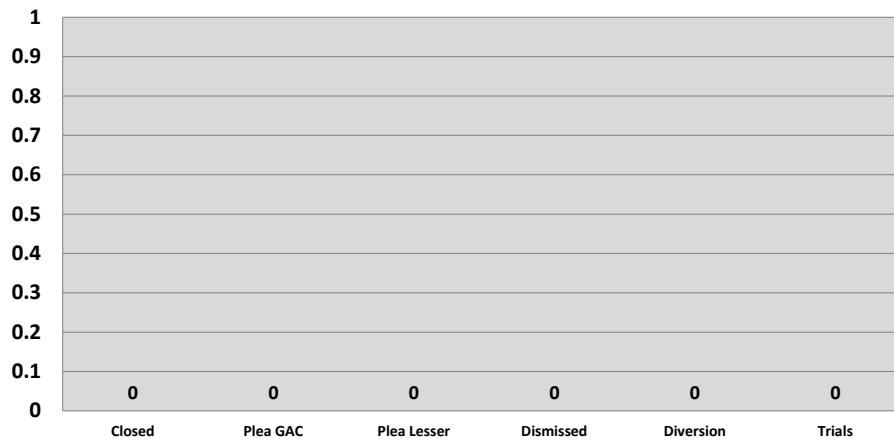
CY 2024 Delinquency Misdemeanor-Grade Outcomes



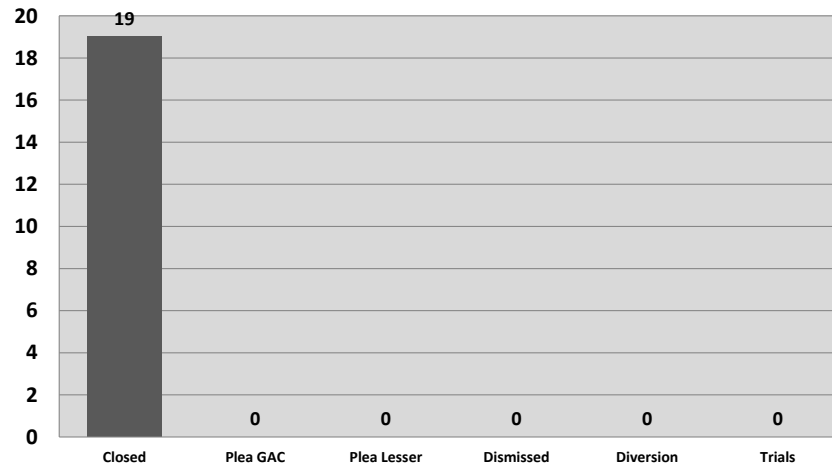
CY 2024 Delinquency Felony-Grade Outcomes



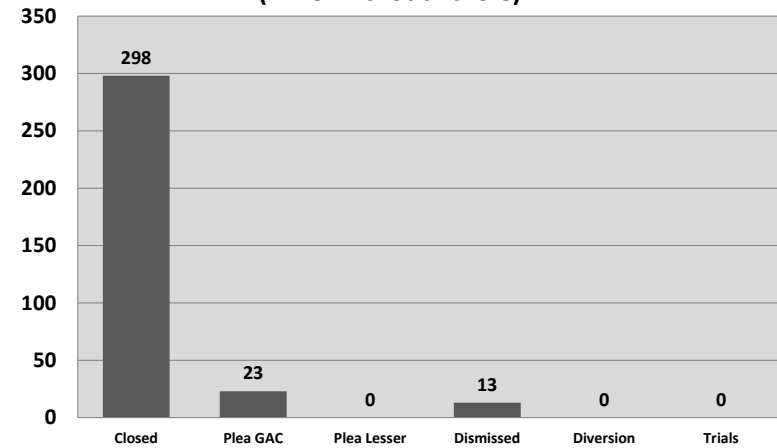
CY 2024 Delinquency Life Outcomes



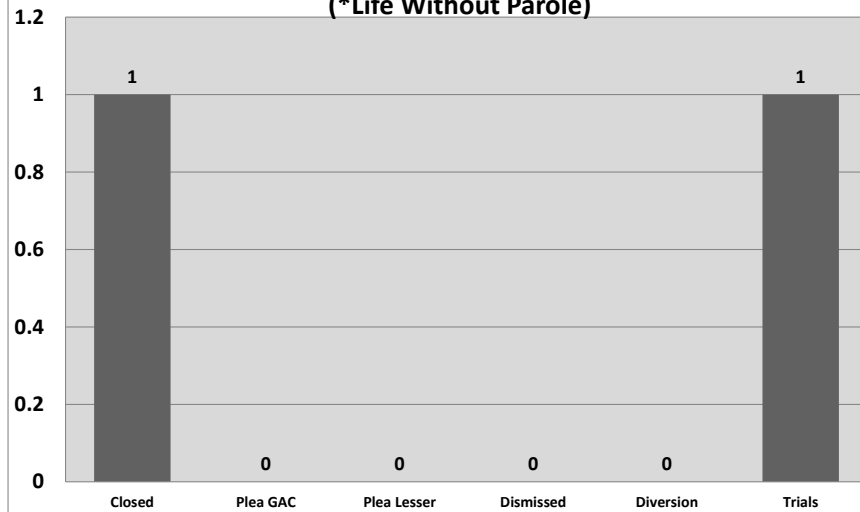
CY 2024 Adult Misdemeanor Outcomes



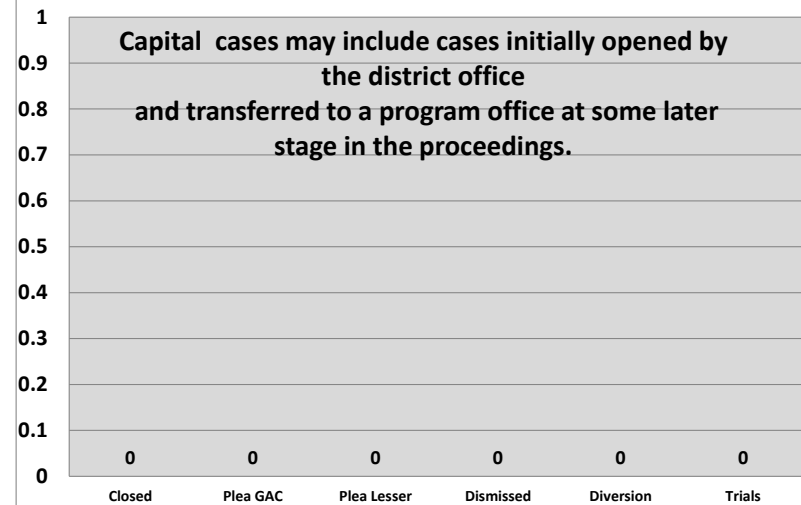
**CY 2024 Adult Felony Non-LWOP* Outcomes
(*Life Without Parole)**



**CY 2024 Adult Felony LWOP* Outcomes
(*Life Without Parole)**



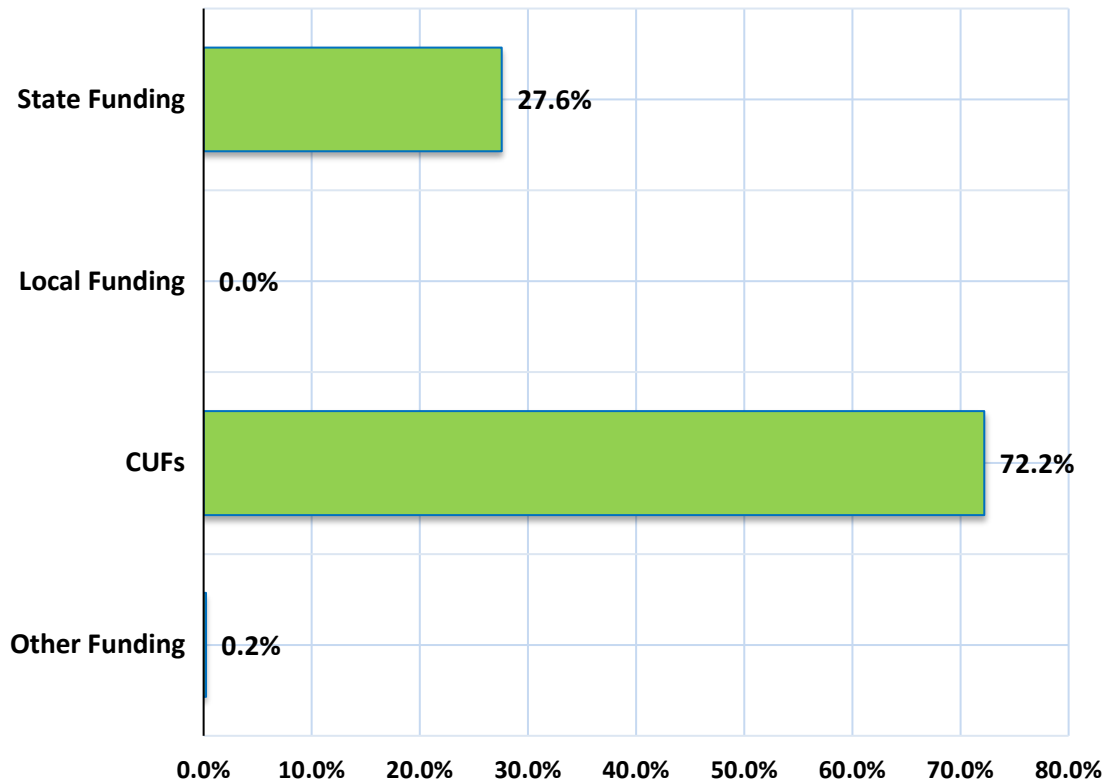
CY 2024 Capital Outcomes



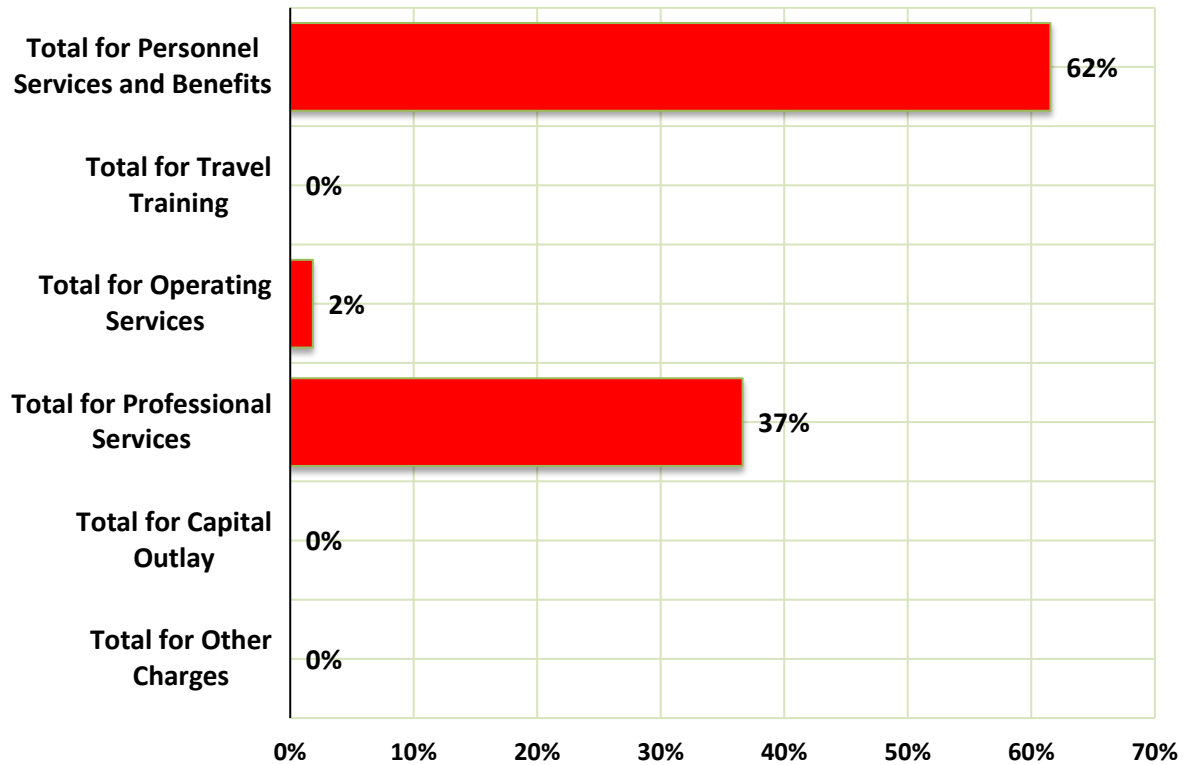
District 33 CY2024	Total CY2024
District Defender: Chad Guidry	
REVENUE	
Federal Government	
Grants - Direct	-
Grants - Indirect (pass thru State)	-
Total for Federal Government	-
State Government	
Department of Corrections	-
Child in Need of Care (CINC)	18,398.13
District Assistance Fund (DAF)	65,612.03
Supplemental/Emergency Funds	2,332.60
Grants	-
Other State Income -List source(s)	-
Total for State Government	86,342.76
Local Government	
Appropriations - General	-
Appropriations - Special	-
Taxes - Millages, Sales, Special, & Other	-
Condition of Probation	-
Criminal Bond Fees [\$2 per bonded case as per 15:85.1] and Surety Bond Licensing Fees [per 22:822 B]	-
Traffic Camera	-
Grants	-
Other Local Income -List source(s)	200.00
\$45 Special Court Costs [R.S. 15:168.B(1)] and \$35 Mayor's Court Costs	-
Criminal District Court	-
City & City-Ward Courts	116,950.00
Judicial District Courts	89,805.47
Juvenile Court	-
Mayor's Court (\$35 Special Court Costs for Mayor's Court Only)	14,690.00
Magistrates' Courts	-
Municipal Court	1,140.00
Parish Courts	-
Traffic Court	-
Non-itemized, lump sum collected and remitted by all courts	-
Non-Itemized lump sum assessed by the court; collected and remitted by the Sheriff(s)	-
Non-Itemized lump sum assessed by the court; collected and remitted by the Police Juries	-
Total for \$45 Special Court Costs [R.S. 15:168.B(1)] and \$35 Mayor's Court Costs	222,585.47
Charges For Services	
\$40 Indigent Defense Application Fees [as per 15:175 A (1)(f)]	3,092.00
Partial Attorney Fees Reimbursements [as per 15:176]	440.00
Other Reimbursements	-
Other Local Income -List source(s)	-
Total for Charges For Services	3,532.00
Total for Local Government	226,317.47
Investment Earnings	
Interest Income	484.90
Other Investment Income - List source(s)	-
Total for Investment Earnings	484.90
Other Sources (Grants & Contributions)	
Non-Profit Organizations	-
Private Organizations	-
Corporate	-
Other - List source(s)	-
Total for Other Sources (Grants & Contributions)	-
Total for REVENUE	313,145.13

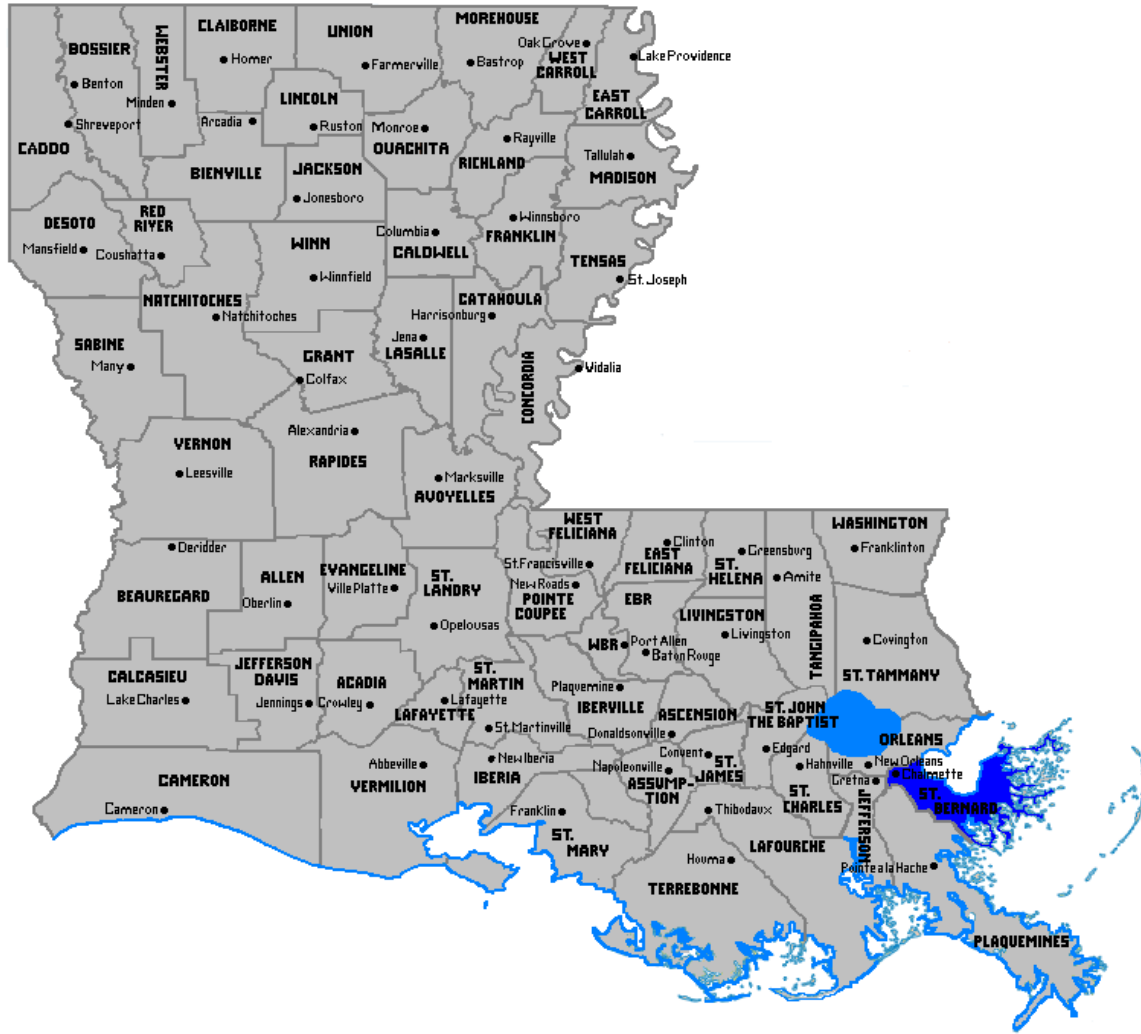
District 33 CY2024	Total CY2024
District Defender: Chad Guidry	
EXPENDITURES	
Personnel Services and Benefits	
Salaries	162,499.88
Accrued Leave	1,610.00
Payroll Taxes	2,398.25
Hospitalization and Disability Insurance	-
Retirement	17,219.25
Other	-
Total for Personnel Services and Benefits	183,727.38
Travel/Training	
Parking/Auto Tolls	-
Travel/Lodging/Per Diem/Mileage	-
Total for Travel/Training	-
Operating Services	
Advertisements	-
Workers' Compensation	581.00
Insurance - Malpractice	-
Insurance - Auto/Physical Liability	-
Insurance - Other	-
Lease - Office	-
Lease - Auto/Equipment	-
Lease - Other	-
Office Repair and Maintenance	-
Office - Telephone/Utilities/Postage/Internet	2,037.14
Dues and Seminars	-
Law Library/Journals/Subscriptions	547.95
Office Supplies	2,302.55
Total for Operating Services	5,468.64
Professional Services	
Audit/Accounting Expense	10,725.00
Contract Clerical	3,511.50
Expert Witness	1,950.00
Investigators	-
Interpreters	-
Social Workers	-
Capital Representation	-
Conflict	5,643.75
Contract - Juvenile Attorneys or CINC	22,000.00
Misdemeanor Attorney Contracts	22,000.00
Contract Attorneys - all other	42,500.00
IT/Technical Support	948.17
Total for Professional Services	109,278.42
Capital Outlay	
Major Acquisitions	-
Total for Capital Outlay	-
Other Charges	
Other Operating Expenses	-
Total for Other Charges	-
Total for EXPENDITURES	298,474.44
<p>"Note that some data in this report may change due to district corrections or revisions."</p>	

CY24 REVENUES



CY24 EXPENDITURES

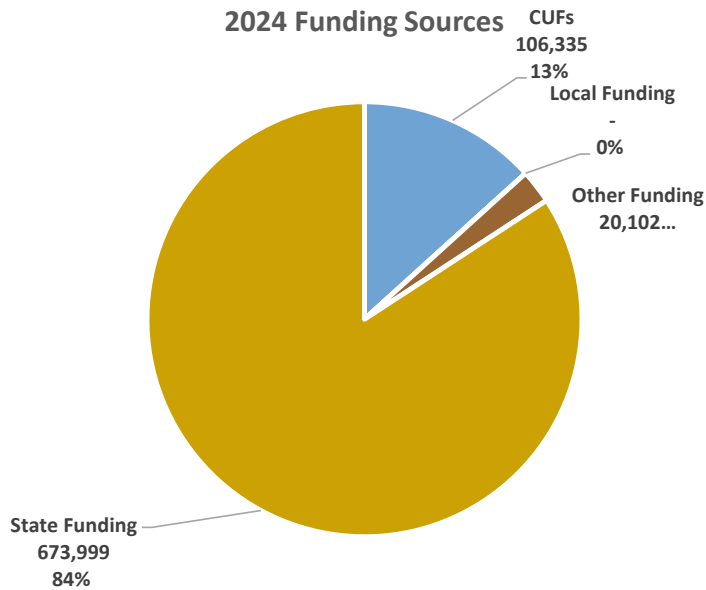




THE 34TH JUDICIAL DISTRICT
PUBLIC DEFENDERS' OFFICE
ST. BERNARD (CHALMETTE)

DISTRICT DEFENDER: THOMAS H. GERNHAUSER
2118 JACKSON BLVD., SUITE B
CHALMETTE, LA 70043
(504) 278-4438

2024 Funding Sources

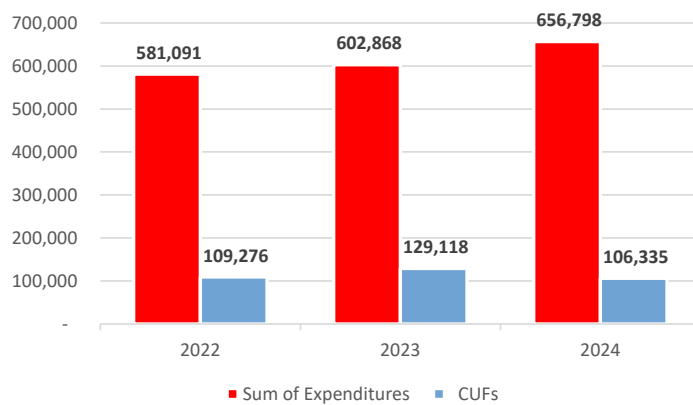


In 2024, the 34th Judicial District Office of the Public Defender received \$800,435 in total revenues. Of the total revenues received, only 13% of funding was derived from Conviction and User Fees (CUFs), compared to the statewide average of 31%. Eighty-four percent of district office funding was derived from state supplemental assistance.

Statutory Conviction and User Fees (CUFs) Judicial District Indigent Defender Fund

Revenue Stream	Statutory Authority
Special Court Costs (\$45)	R.S. 15:168(B)
Mayor's Court	R.S. 33:441)
Application Fee (\$40)	R.S. 15:175)
Partial Reimbursement	R.S. 15:176)
Bond Forfeiture	R.S. 15:571.11)
Civil Forfeiture (RICO)	R.S. 15:1356)
Posting of Criminal Bond (\$2)	R.S. 15:85.1)
Commercial Surety Bonds (\$45)	R.S. 22:822)

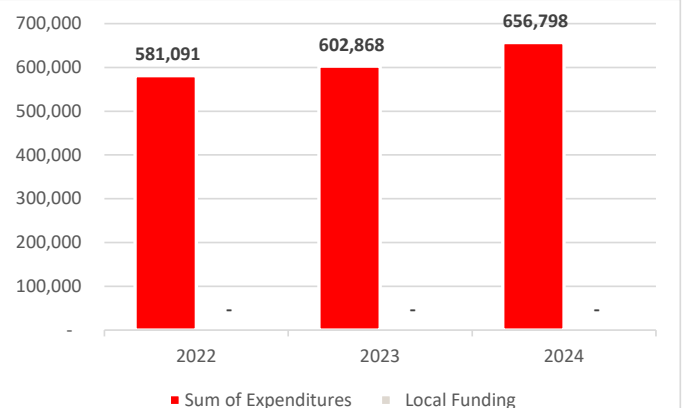
Comparison of 2024 Expenditures to CUFs



Louisiana's Public Defense System is intended to be funded primarily by Conviction and User Fees (CUFs). CUFs are comprised of eight statutes that require district court judges, city court judges, and mayors to assess fines or fees on people who have been convicted of a crime, traffic violation, or ordinance. CUFs are also generated by other actions in the criminal justice system such as bond fees, forfeitures, and application fees.

What was intended to serve as the primary funding source for public defenders only accounted for 16% of the office's expenditures in CY 2024. As costs have risen due to inflation and increased attorney fees, CUF collections have not kept up, increasing the office's reliance on other funding streams.

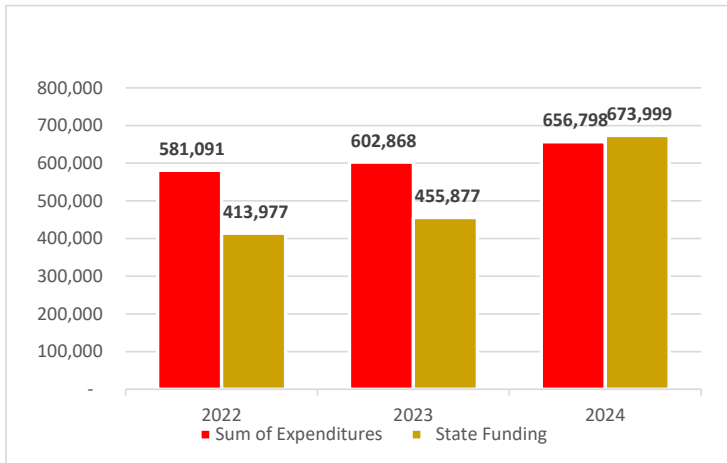
Comparison of 2024 Expenditures to Local Revenues



In 2024, the 34th District Office of the Public Defender did not receive funding from the local governments or criminal justice system.

However, the office received significant in-kind support from the St. Bernard Parish government. The office received free office space including payment of all utilities. In addition, the office received one part-time and one full-time support staff. The full-time staffer also receives health insurance and retirement benefits.

Comparison of 2024 Expenditures to State Funding



The failure of the public defender's system unstable funding stream has resulted in an increased reliance on state supplemental assistance for district solvency.

During Calendar Year 2024, the office received state funding totaling more than 100% of the office's expenditures. State supplemental assistance has increased each of the last two years.

The 34th Judicial District Office of the Public Defender is a single parish district comprised of St. Bernard Parish.

Public Defender's represent indigent persons accused of a crime or involved in Child in Need of Care matters across 5 sections of court.

In the 34th Judicial District, Public Defenders handle juvenile delinquency, Child in Need of Care, misdemeanor, and felony cases.

Number of Parishes in the
Judicial District

Number of Weighted
Sections of Court

1

5

District 34 Total Cases Handled
in 2024 → 1,709

Individuals
Represented in CY24 → 1,206

Adult Misdemeanors

Adult Felonies &
LWOPs

Delinq. & FINS
Cases

CINC &
Termination

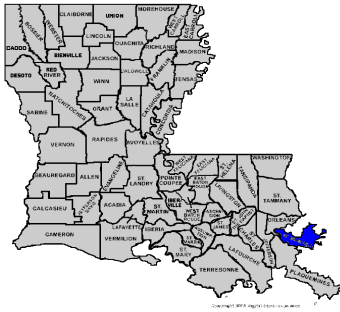
534

778

348

49

During Calendar Year 2024, the 34th Judicial District Office of the Public Defender represented 1,206 individuals in 1,709 total cases. Undoubtedly, a significant portion of the cases handled during 2024 were rooted in the effects of Louisiana's mental health and substance abuse crises. As the Office of the State Public Defender seeks a stable, reliable, and adequate funding stream that is not reliant on Conviction and User Fees (CUFs) we also seek to have a criminal justice system that we can pay for. A system that focuses on non-carceral rehabilitative interventions when appropriate.



THE 34TH JDC PUBLIC DEFENDERS' OFFICE

Parish(es) & Seat(s)	St. Bernard - Chalmette
Population	44,507
District Defender	Thomas H. Gernhauser
Years as District Defender	16
Before Becoming District Defender, Years in Public Defense	11
Does the District Defender Maintain a Private Practice? If NO, Simply Enter a Zero. If Yes, Enter the Number of Estimated Hours Per Month on Average	0
Office Manager	Bambi Bruscato
Primary Office Street Address	2118 Jackson Blvd., Suite B
City	Chalmette
ZIP	70043
Days of Week Open (M-F) and Office Hours (am -pm)	M-Thr. 8:30 AM - 4:30 PM, Friday 8:30 AM - 4:00 PM
Primary Phone	504-278-4438
Primary Mailing Address	Same as above.
Primary Fax Number	504-278-4439
Primary Emergency Contact	Thomas H. Gernhauser
Primary Emergency Phone	private cell phone
Secondary Emergency Contact	Bambi Bruscato
Secondary Emergency Phone	private cell phone
Other District Office(s) Physical and Mailing Addresses and Phone Numbers	N/A
Other District Office Contact Personnel (Primary Only)	N/A
Name of Owner(s) of Office(s)/Building (i.e., Lessor)	N/A
If The Office Does Not Own Its Building(s) AND Pays No Rent, Indicate The Source Of Office Space Support	Rent free space with maintenance provided by the St. Bernard Parish government. Utilities, Internet, and telephone services are included. A CEA executed between the parish government provides all applicable insurance policies.
Total Annual Cash Support by Local Appropriation or Tax/Millage (indicate if this figure is an estimate)	0

# And Job Titles Of All Staff Whose Wages Are Provided By Local Government	Two Positions, Bambi Bruscato - Office Manager; Ashley Liggett- Part time Legal Secretary. The Office Manager position include wages and benefits, (Health Insurance and Retirement) the Legal Secretary position is part time and wages only. As of the date of the submission of this report, the office has been actively having discussions with Parish government to have the Legal Secretary position turned to full time position with benefits through an amendment of the 2025 budget. (Health Insurance and Retirement)
Total PDO Staff Costs <u>Provided by Local Government</u>	Approx. \$82,000.00, Although three full time positions were included in the 2024 budget, the CAO of SBPG did not provide funding, and removed the three positions from the budget. Presently the parish government provides one full time employee with full benefits, and one part time employee. At the time of the submission of this report the District Defender is in discussions with the parish government to amend the 2025 budget to include, two full time employees which would increase the costs provided by local government.
# of Workers with Retirement Benefits <u>Paid by Local Government</u>	One, while four positions were included in the 2024 budget, presently one position receives retirement benefits, one position remains part time. at the time of the submission of this report, the District Defender is presently in discussions with SBPG to amend the 2025 budget to include the part time position as full time.
Total Annual Cost of Retirement Benefits <u>Paid by Local Government</u> (if unknown enter "UNK")	5,507.32
# of Workers with Health Benefits Paid by Local Government	Nine, Office Manager, District Defender, and seven contract attorneys.
Total Annual Cost of Health Benefits Paid by Local Government (if unknown enter "UNK")	Approx. \$100,000.00
List Any Other Local In-Kind Contributions Or Other Support From Local Government	Rent free office space is provided by the parish government in a parish building that includes utilities, internet, and a telephone system that includes equipment. A CEA executed with parish government provides various insurance coverages associated with the building and staff.
Courts and Locations	34 Judicial District Court St. Bernard Parish
Number of Divisions/Sections of Criminal Court for Each Court in District (Include District Court, CRIMINAL District Court, City Court, Municipal Court, Mayor's Court, etc.) For Which your Office Provides Representation	Five Divisions of District Court, with one separate Adult Drug Court.
Name of Adult Detention Facilities in This District	St. Bernard Parish Prison

Name of Adult Detention Facilities Outside the District Which Hold Clients	Louisiana State Penitentiary, Elaine P. Hunt, Plaquemines Parish Detention Center
Name of Juvenile Detention Facilities In This District	St. Bernard Parish Juvenile Detention Center
Name of Juvenile Detention Facilities Outside the District Which Hold Clients	Ware Youth Center, Coushatta LA for Hurricane Ida.
Do Your Courts Routinely Bring Juveniles Before The Judge In Shackles If They Are Being Held In Detention Or Secure Custody At The Time Of The Hearing? Note That Ch. Code Art. 408 Forbids Routine Shackling	Only in accordance with the Children's Code statute.
District Attorney	Perry Nicosia
Chief Judge of Criminal District Court	Judge Jeanne N. Juneau
Juvenile Court Judges (Specify District of City Court)	All five divisions sit as Juvenile and adult Judges.
Drug Court Judges	Adult- Judge William McGoeys
Mental Health Court Judges	N/A
Other Specialty Court	N/A
Name of Specialty and Brief Description:	N/A
Short Term Critical Issue Areas	Funding and staffing.
Long-Term Critical Issue Areas and other External Factors (outside of your control) that Negatively Affect the Delivery of Services in Your District	Wages and benefits for attorneys and contract attorneys. Funding for other staff, paralegals, and accounting services.
2024 Media Coverage and/or Major Accomplishments	7 contract attorneys have obtained participation in the SBPG health insurance program in addition to the District Defender and Office Manager positions.
Describe Supervisory Structure in Your District (For Attorneys and Non-Attorneys)	Monthly staff meetings, unannounced observation of attorney during court proceeding. Constant review of database reports, one on one database training and assistance and individual meetings with staff and attorneys to discuss performance issues.
Medical Benefits for Any Staff, Please Describe, Noting Who Pays For the Benefit	Medical Benefits are provided and paid by the St. Bernard Parish Government to the District Defender and Office Manager as well as five Contract Attorney Line Defenders in Divisions A, B, C,D, and E. Two Contract Attorneys, (CINC/Termination) presently participate in the Health Insurance Benefit Program of the STBPG, with premiums being paid by the St. Bernard Parish Government as well.

Number of Cases Involving Children Under Age 18 (prior to April 19, 2024), and Children Under Age 17 (After April 19, 2024) in Your District That Were Directly Filed in Adult Court or Transferred to Adult Court in 2024	Fourteen, this response is being made to the best of our knowledge, information and belief. As the question is phrased "in your district", it is possible that some cases could have been represented by private counsel at the time of arrest without involvement by this office.
Number of Cases Involving Children Under Age 18 (prior to April 19, 2024), and Children Under Age 17 (After April 19, 2024) in Your District in Which a Transfer of a Child to Adult Court was Denied	0
Please Provide the Names of All State Representatives and Senators from Your District	Senator Joseph Bouie, Senator Robert Owen, Rep. Michael R. Bayham, Jr.
What Changes Have You Implemented in Your District Office in 2024 That Have Improved the Delivery of Public Defender Services?	Local training in all facets of criminal law has been provided in the courthouse through ULM free of charge to the public defender attorneys. Zoom jail visits have been obtained on a regular basis with the parish prison.

34th District Defender Office CY 2024 Caseloads & Outcomes


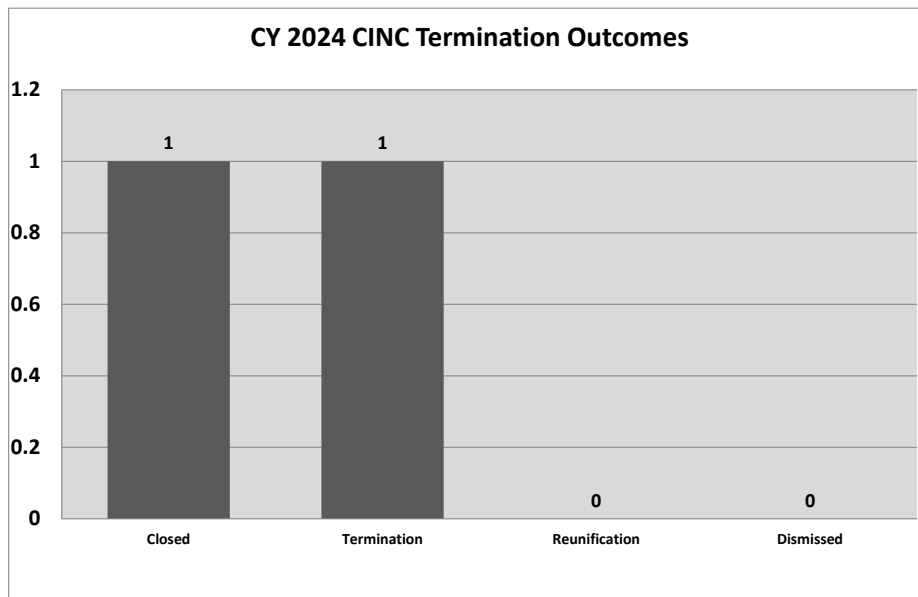
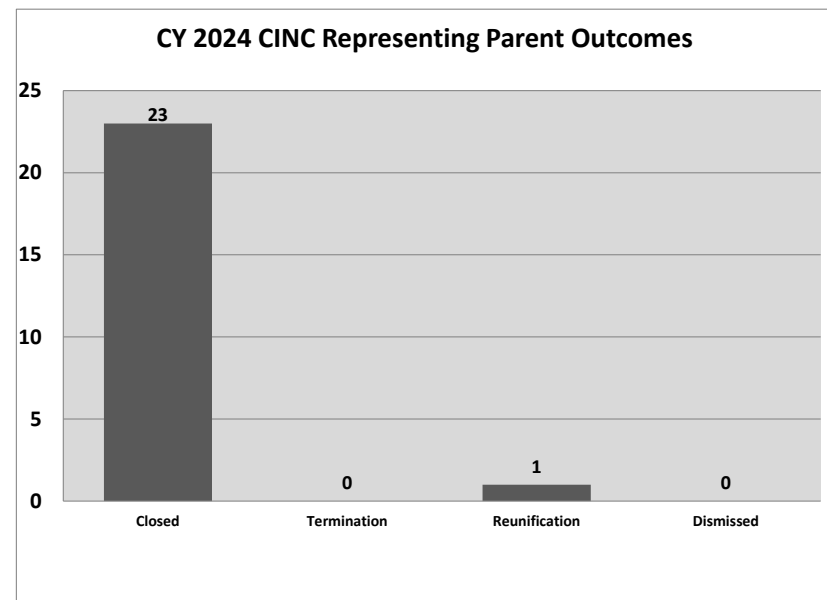
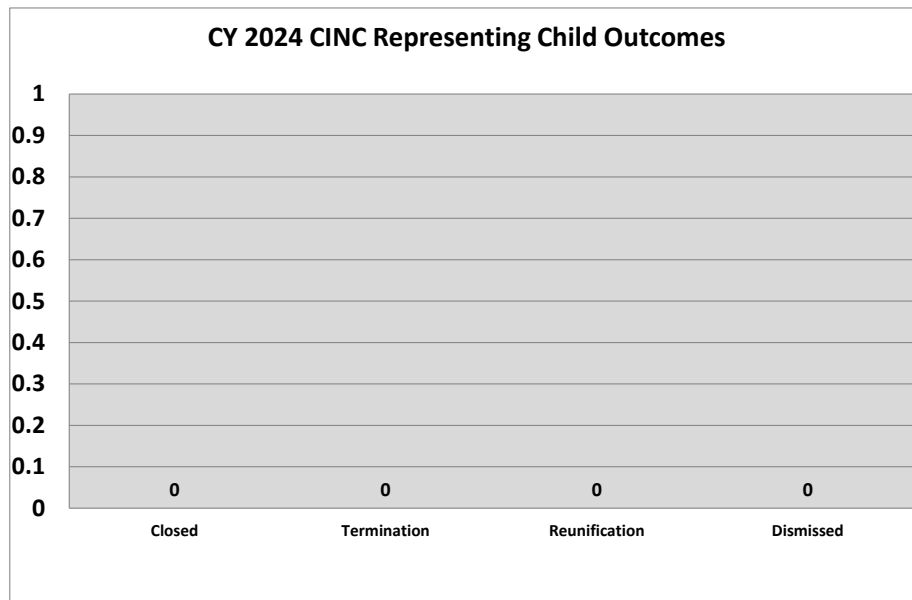
Case Type	New Cases 01/1/2024- 12/31/2024	Closed Cases 01/1/2024- 12/31/2024	Pending Cases* (# of Cases pending on 12/31/2023)	# of Cases pending on 12/31/2023 plus New Cases Received 01/1/2024- 12/31/2024	# Cases Resulting in Termination of Parental Rights	# Cases Resulting in Reunification	# Charges with Admit/Guilty Plea to Current Offense	# Charges with Plea of Guilty to Lesser Charge	# Charges Resulting in Dismissal	# Charges Resulting in Diversion or Deferred Disposition	# Jury Trials: Found Not Guilty	# Jury Trials: Found Guilty	# Judge Trials: Found Not Guilty	# Judge Trials: Found Guilty	Total Trials
Child Support	0	0	0	0	N/A	N/A	N/A	N/A	0	N/A	N/A	N/A	N/A	N/A	0
CINC-Child	0	0	0	0	0	0	N/A	N/A	0	N/A	N/A	N/A	N/A	N/A	0
CINC-Parent	22	23	25	47	0	1	N/A	N/A	0	N/A	N/A	N/A	N/A	N/A	0
Termination	0	1	2	2	1	0	N/A	N/A	0	N/A	N/A	N/A	N/A	N/A	0
FINS	0	0	0	0	N/A	N/A	0	0	0	0	N/A	N/A	N/A	N/A	0
Delinquency Misdemeanor	127	92	85	212	N/A	N/A	19	1	49	0	N/A	N/A	0	0	0
Delinquency Felony	68	72	65	133	N/A	N/A	24	5	43	0	N/A	N/A	0	0	0
Delinquency-Life	0	2	2	2	N/A	N/A	1	0	4	0	N/A	N/A	0	0	0
Juvenile Revocations	0	1	1	1	N/A	N/A	0	0	1	N/A	N/A	N/A	N/A	N/A	0
Adult Misdemeanor*	372	396	162	534	N/A	N/A	133	29	149	0	0	0	5	6	11
Adult Felony Non-LWOP**	450	492	314	764	N/A	N/A	185	61	174	0	0	1	2	2	5
Adult LWOP	0	5	6	6	N/A	N/A	4	0	9	0	0	0	1	0	1
Capital***	0	0	0	0	N/A	N/A	0	0	0	0	0	0	0	0	0
Revocations	2	19	6	8	N/A	N/A	0	0	1	0	N/A	N/A	N/A	N/A	0
PCR	0	0	0	0	N/A	N/A	N/A	N/A	N/A	N/A	N/A	N/A	0	0	0
SOAP	0	0	0	0	N/A	N/A	N/A	N/A	N/A	N/A	N/A	N/A	N/A	N/A	0

NOTE: Charges columns include all charges filed in association with a particular Case Type, regardless of each charge's severity.

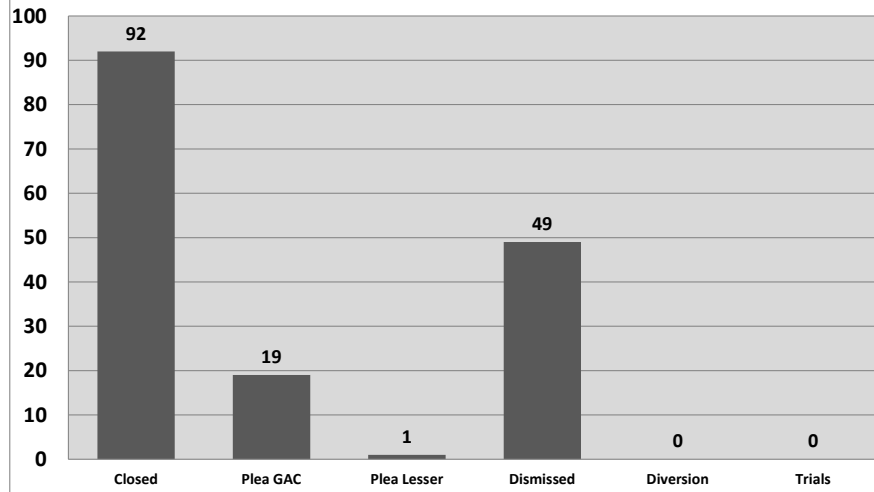
*Includes Traffic, Parish/Municipal Ordinances, Extradition and Unclassified Cases

**Life Without Parole

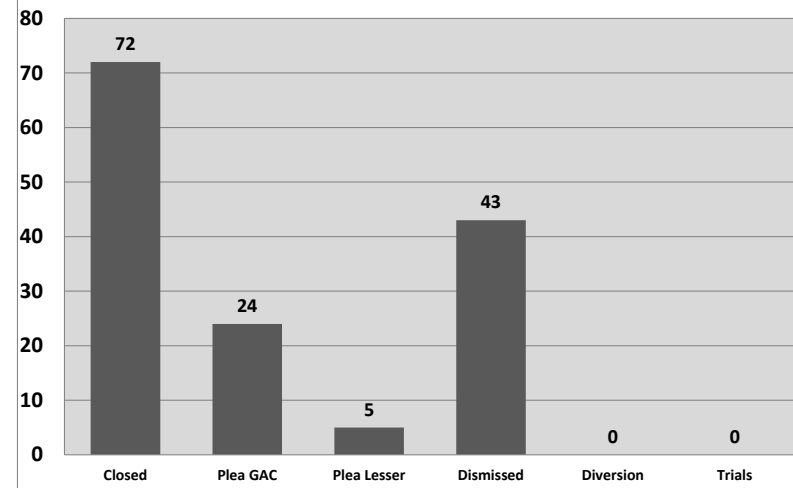
***Capital cases may include cases initially opened by the district office and transferred to a program office at some later stage in the proceedings.



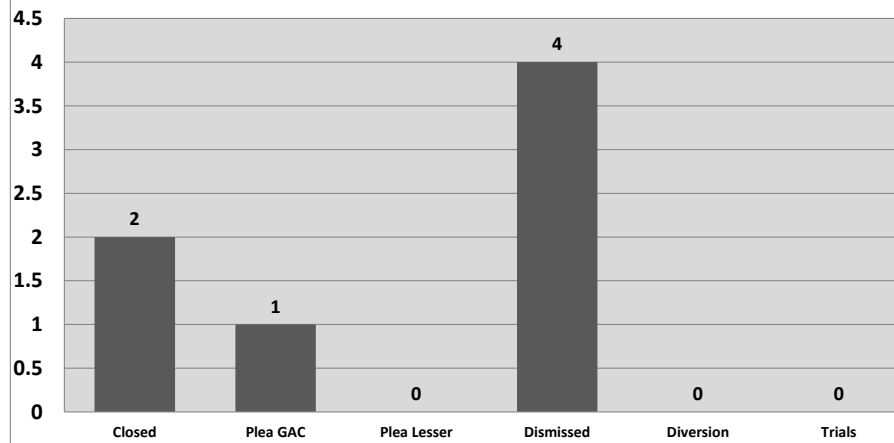
CY 2024 Delinquency Misdemeanor-Grade Outcomes



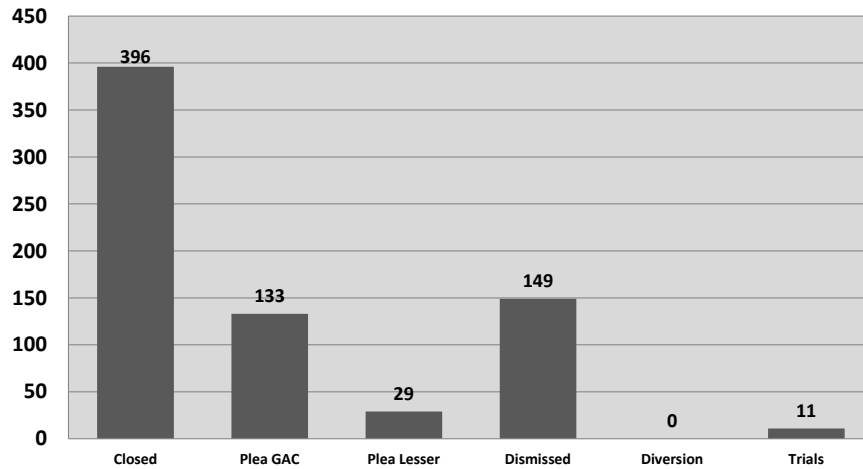
CY 2024 Delinquency Felony-Grade Outcomes



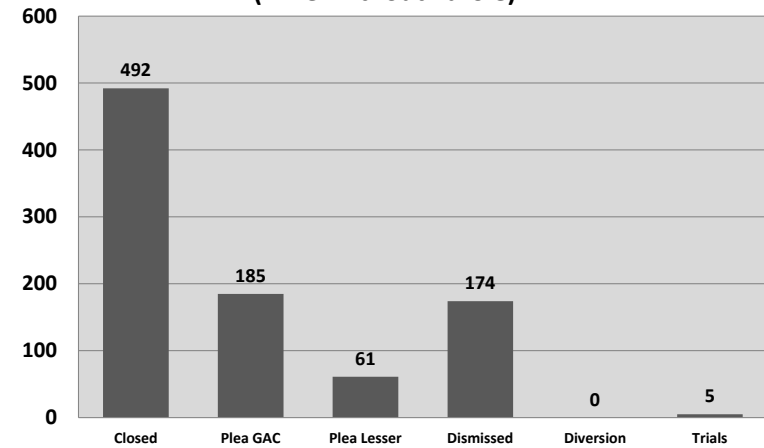
CY 2024 Delinquency Life Outcomes



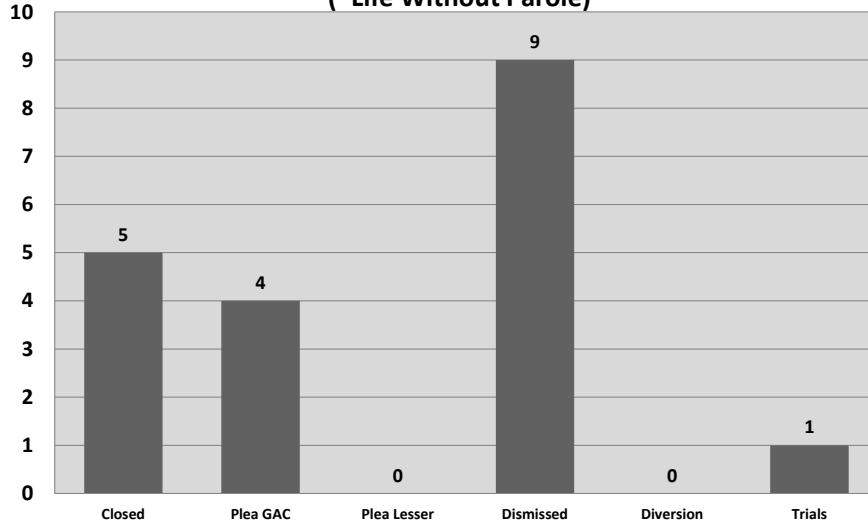
CY 2024 Adult Misdemeanor Outcomes



CY 2024 Adult Felony Non-LWOP* Outcomes
(*Life Without Parole)

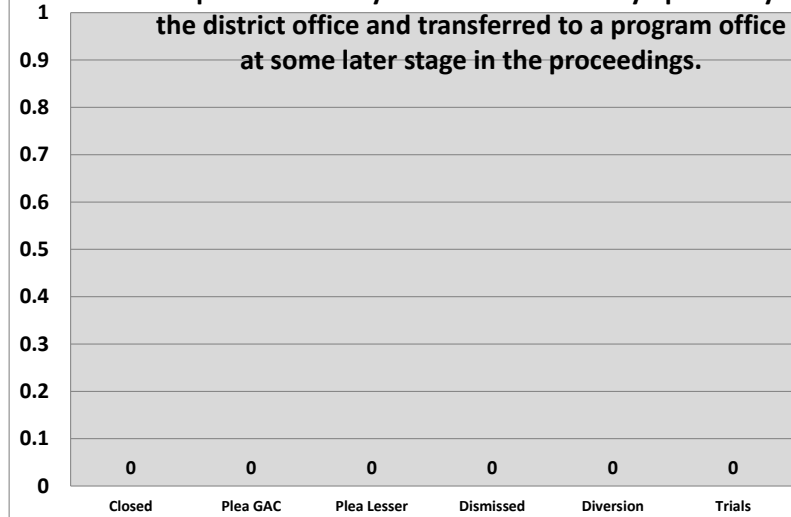


CY 2024 Adult Felony LWOP* Outcomes
(*Life Without Parole)



CY 2024 Capital Outcomes

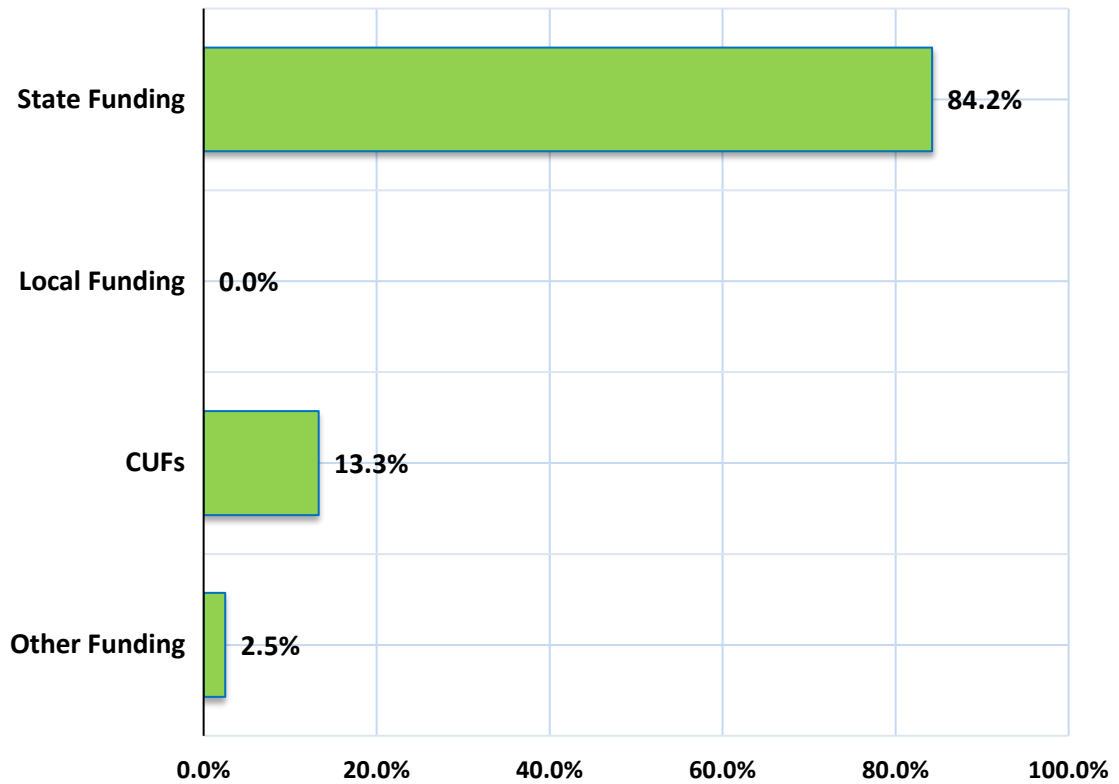
Capital cases may include cases initially opened by the district office and transferred to a program office at some later stage in the proceedings.



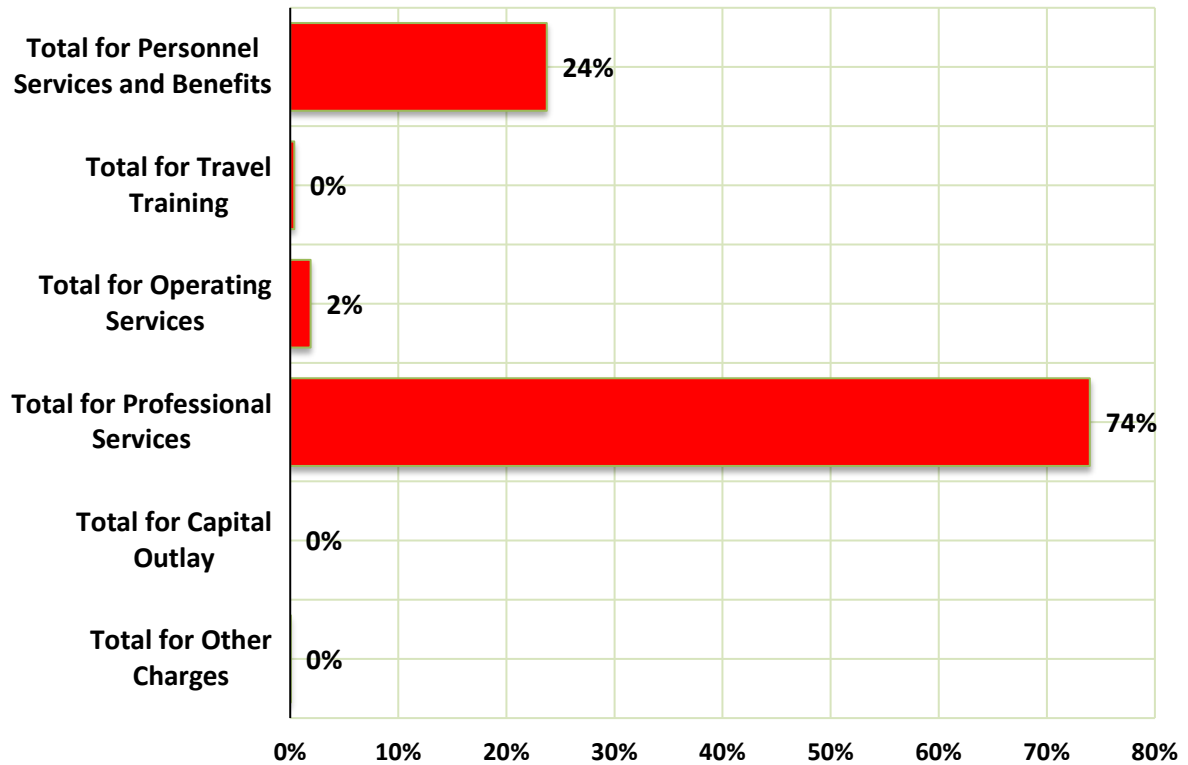
District 34 CY2024	Total CY2024
District Defender: Thomas H. Gernhauser	
REVENUE	
Federal Government	
Grants - Direct	-
Grants - Indirect (pass thru State)	-
Total for Federal Government	-
State Government	
Department of Corrections	-
Child in Need of Care (CINC)	30,416.63
District Assistance Fund (DAF)	582,386.05
Supplemental/Emergency Funds	61,196.30
Grants	-
Other State Income -List source(s)	-
Total for State Government	673,998.98
Local Government	
Appropriations - General	-
Appropriations - Special	-
Taxes - Millages, Sales, Special, & Other	-
Condition of Probation	-
Criminal Bond Fees [\$2 per bonded case as per 15:85.1] and Surety Bond Licensing Fees [per 22:822 B]	54,689.06
Traffic Camera	-
Grants	-
Other Local Income -List source(s)	-
\$45 Special Court Costs [R.S. 15:168.B(1)] and \$35 Mayor's Court Costs	-
Criminal District Court	-
City & City-Ward Courts	-
Judicial District Courts	48,005.50
Juvenile Court	-
Mayor's Court (\$35 Special Court Costs for Mayor's Court Only)	-
Magistrates' Courts	-
Municipal Court	-
Parish Courts	-
Traffic Court	-
Non-itemized, lump sum collected and remitted by all courts	-
Non-Itemized lump sum assessed by the court; collected and remitted by the Sheriff(s)	-
Non-Itemized lump sum assessed by the court; collected and remitted by the Police Juries	-
Total for \$45 Special Court Costs [R.S. 15:168.B(1)] and \$35 Mayor's Court Costs	48,005.50
Charges For Services	
\$40 Indigent Defense Application Fees [as per 15:175 A (1)(f)]	3,640.00
Partial Attorney Fees Reimbursements [as per 15:176]	-
Other Reimbursements	-
Other Local Income -List source(s)	13,183.48
Total for Charges For Services	16,823.48
Total for Local Government	119,518.04
Investment Earnings	
Interest Income	6,918.05
Other Investment Income - List source(s)	-
Total for Investment Earnings	6,918.05
Other Sources (Grants & Contributions)	
Non-Profit Organizations	-
Private Organizations	-
Corporate	-
Other - List source(s)	-
Total for Other Sources (Grants & Contributions)	-
Total for REVENUE	800,435.07

District 34 CY2024	Total CY2024
District Defender: Thomas H. Gernhauser	
EXPENDITURES	
Personnel Services and Benefits	
Salaries	135,000.00
Accrued Leave	-
Payroll Taxes	10,376.43
Hospitalization and Disability Insurance	366.72
Retirement	10,125.12
Other	-
Total for Personnel Services and Benefits	155,868.27
Travel/Training	
Parking/Auto Tolls	-
Travel/Lodging/Per Diem/Mileage	2,529.73
Total for Travel/Training	2,529.73
Operating Services	
Advertisements	384.50
Workers' Compensation	-
Insurance - Malpractice	2,113.00
Insurance - Auto/Physical Liability	-
Insurance - Other	-
Lease - Office	-
Lease - Auto/Equipment	2,048.66
Lease - Other	-
Office Repair and Maintenance	-
Office - Telephone/Utilities/Postage/Internet	69.20
Dues and Seminars	1,140.42
Law Library/Journals/Subscriptions	5,340.45
Office Supplies	1,315.37
Total for Operating Services	12,411.60
Professional Services	
Audit/Accounting Expense	21,500.00
Contract Clerical	20,133.04
Expert Witness	-
Investigators	33,083.84
Interpreters	2,916.66
Social Workers	-
Capital Representation	-
Conflict	39,274.98
Contract - Juvenile Attorneys or CINC	35,499.97
Misdemeanor Attorney Contracts	-
Contract Attorneys - all other	333,546.24
IT/Technical Support	-
Total for Professional Services	485,954.73
Capital Outlay	
Major Acquisitions	-
Total for Capital Outlay	-
Other Charges	
Other Operating Expenses	34.00
Total for Other Charges	34.00
Total for EXPENDITURES	656,798.33
<p>"Note that some data in this report may change due to district corrections or revisions."</p>	

CY24 REVENUES



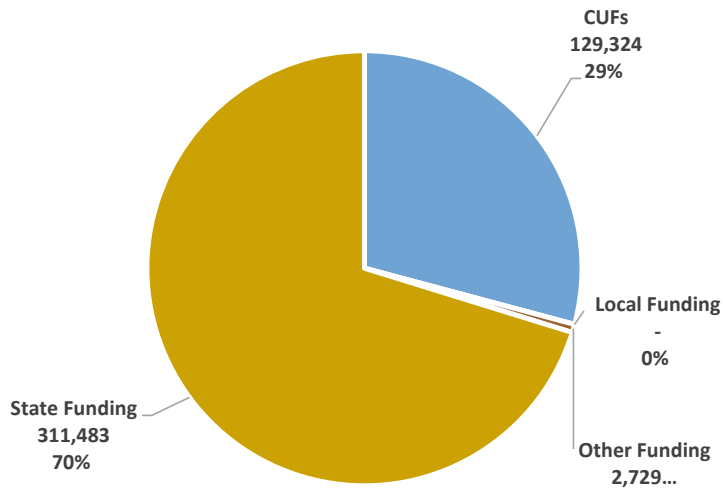
CY24 EXPENDITURES





-489-

2024 Funding Sources

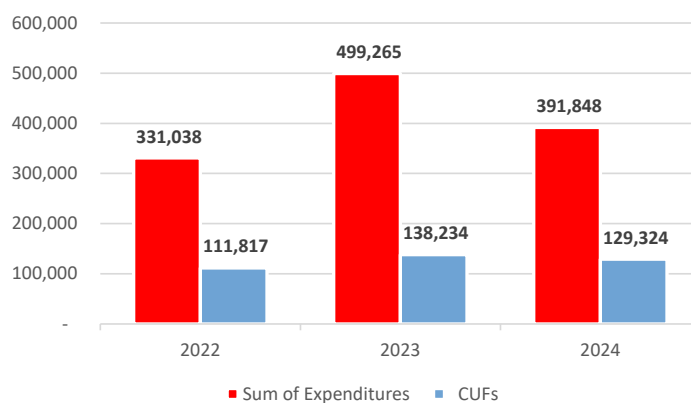


In 2024, the 35th Judicial District Office of the Public Defender received \$443,534.83 in total revenues. Of the total revenues received, only 29% of funding was derived from Conviction and User Fees (CUFs). Seventy percent of district office funding was derived from state supplemental assistance.

Statutory Conviction and User Fees (CUFs)
Judicial District Indigent Defender Fund

Revenue Stream	Statutory Authority
Special Court Costs (\$45)	R.S. 15:168(B)
Mayor's Court	R.S. 33:441)
Application Fee (\$40)	R.S. 15:175)
Partial Reimbursement	R.S. 15:176)
Bond Forfeiture	R.S. 15:571.11)
Civil Forfeiture (RICO)	R.S. 15:1356)
Posting of Criminal Bond (\$2)	R.S. 15:85.1)
Commercial Surety Bonds (\$45)	R.S. 22:822)

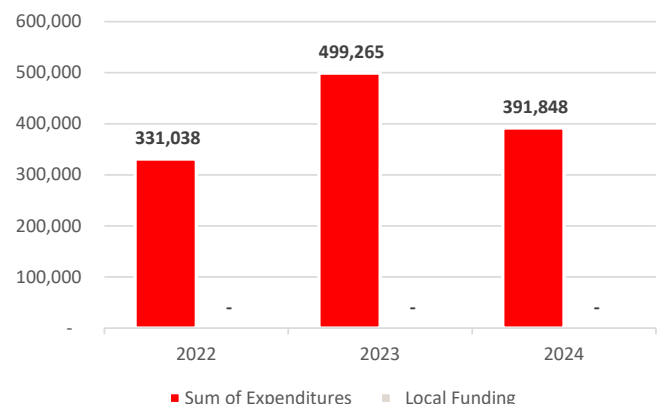
Comparison of 2024 Expenditures to CUFs



Louisiana's Public Defense System is intended to be funded primarily by Conviction and User Fees (CUFs). CUFs are comprised of eight statutes that require district court judges, city court judges, and mayors to assess fines or fees on people who have been convicted of a crime, traffic violation, or ordinance. CUFs are also generated by other actions in the criminal justice system such as bond fees, forfeitures, and application fees.

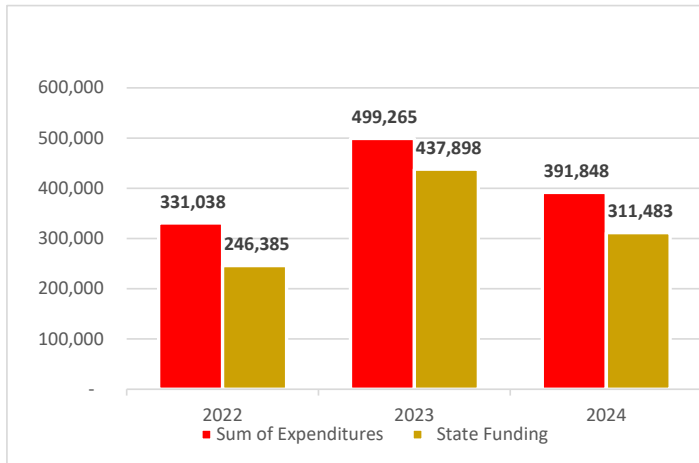
What was intended to serve as the primary funding source for public defenders only accounted for 33% of the office's expenditures in CY 2024. As costs have risen due to inflation and increased attorney fees, CUF collections have not kept up, increasing the office's reliance on other funding streams.

Comparison of 2024 Expenditures to Local Revenues



In 2024, the 35th Judicial District Office of the Public Defender did not receive any local funding or in-kind support from the local government or criminal justice system.

Comparison of 2024 Expenditures to State Funding



The failure of the public defender's system unstable funding stream has resulted in an increased reliance on state supplemental assistance for district solvency.

During Calendar Year 2024, the office received state funding totaling nearly 80% of the office's expenditures. State supplemental assistance has increased each of the last two years. In 2023, the office received additional state support from the Building & Renovation Fund to purchase its office space from the previous District Defender. Additional support was also required in 2024 as the office's expenses have increased because of inflation and increased attorney costs.

The 35th Judicial District Office of the Public Defender is comprised of a single parish, Grant.

Public Defender's represent indigent persons accused of a crime or involved in Child in Need of Care matters across 1 section of court.

In the 35th Judicial District, Public Defenders handle juvenile delinquency, Child in Need of Care, misdemeanor, and felony cases.

Number of Parishes in the
Judicial District

1

Number of Weighted
Sections of Court

1



During Calendar Year 2024, the 35th Judicial District Office of the Public Defender represented 723 individuals in 995 total cases. Undoubtedly, a significant portion of the cases handled during 2024 were rooted in the effects of Louisiana's mental health and substance abuse crises. As the Office of the State Public Defender seeks a stable, reliable, and adequate funding stream that is not reliant on Conviction and User Fees (CUFs) we also seek to have a criminal justice system that we can pay for. A system that focuses on non-carceral rehabilitative interventions when appropriate.



THE 35TH JDC PUBLIC DEFENDERS' OFFICE

Parish(es) & Seat(s)	Grant - Colfax
Population	21,782
District Defender	Joseph P. Beck, III
Years as District Defender	3 YEARS 3 MONTHS
Before Becoming District Defender, Years in Public Defense	16
Does the District Defender Maintain a Private Practice? If NO, Simply Enter a Zero. If Yes, Enter the Number of Estimated Hours Per Month on Average	32
Office Manager	Bettye F. Wall
Primary Office Street Address	352 Second Street
City	Colfax
ZIP	71417
Days of Week Open (M-F) and Office Hours (am -pm)	M-F 8:30am-3:30pm
Primary Phone	318-627-3255
Primary Mailing Address	P. O. Box 102, Colfax, LA 71417
Primary Fax Number	318-627-2432
Primary Emergency Contact	Joseph P. Beck, III
Primary Emergency Phone	(318) 542-0848 - cell
Secondary Emergency Contact	Brett Brunson
Secondary Emergency Phone	318-352-9311
Other District Office(s) Physical and Mailing Addresses and Phone Numbers	None
Other District Office Contact Personnel (Primary Only)	None
Name of Owner(s) of Office(s)/Building (i.e., Lessor)	35th JDC Public Defender's Office
If The Office Does Not Own Its Building(s) AND Pays No Rent, Indicate The Source Of Office Space Support	N/A
Total Annual Cash Support by Local Appropriation or Tax/Millage (indicate if this figure is an estimate)	None
# And Job Titles Of All Staff Whose Wages Are Provided By Local Government	None
Total PDO Staff Costs <u>Provided by Local Government</u>	None

# of Workers with Retirement Benefits <u>Paid by Local Government</u>	None
Total Annual Cost of Retirement Benefits <u>Paid by Local Government</u> (if unknown enter "UNK")	None
# of Workers with Health Benefits Paid by Local Government	None
Total Annual Cost of Health Benefits Paid by Local Government (if unknown enter "UNK")	None
List Any Other Local In-Kind Contributions Or Other Support From Local Government	None
Courts and Locations	35th Judicial District Court, 200 Main Street, Colfax LA 71417
Number of Divisions/Sections of Criminal Court for Each Court in District (Include District Court, CRIMINAL District Court, City Court, Municipal Court, Mayor's Court, etc.) For Which your Office Provides Representation	One
Name of Adult Detention Facilities in This District	Grant Parish Detention Facility
Name of Adult Detention Facilities Outside the District Which Hold Clients	AVOYELLES PARISH, CLAIBORNE PARISH, CONCORDIA PARISH, EAST CARROLL PARISH, RAPIDES PARISH, RED RIVER PARISH, TENSAS PARISH, WINN PARISH, CALDWELL PARISH, LASALLE PARISH, RICHLAND PARISH
Name of Juvenile Detention Facilities In This District	None
Name of Juvenile Detention Facilities Outside the District Which Hold Clients	Avoyelles, Red River, Rapides
Do Your Courts Routinely Bring Juveniles Before The Judge In Shackles If They Are Being Held In Detention Or Secure Custody At The Time Of The Hearing? Note That Ch. Code Art. 408 Forbids Routine Shackling	No. The court has no shackling policy and procedure, however if a juvenile is brought to court in shackles, the public defender will request that the shackles be removed.
District Attorney	James P. Lemoine
Chief Judge of Criminal District Court	Warren Willett
Juvenile Court Judges (Specify District of City Court)	JDC - Warren Willett
Drug Court Judges	No
Mental Health Court Judges	No
Other Specialty Court	No
Name of Specialty and Brief Description:	N/A
Short Term Critical Issue Areas	None

Long-Term Critical Issue Areas and other External Factors (outside of your control) that Negatively Affect the Delivery of Services in Your District	Housing incarcerated clients outside the District
2024 Media Coverage and/or Major Accomplishments	NONE
Describe Supervisory Structure in Your District (For Attorneys and Non-Attorneys)	Chief supervises attorney and non-attorneys.
Medical Benefits for Any Staff, Please Describe, Noting Who Pays For the Benefit	No
Number of Cases Involving Children Under Age 18 (prior to April 19, 2024), and Children Under Age 17 (After April 19, 2024) in Your District That Were Directly Filed in Adult Court or Transferred to Adult Court in 2024	None
Number of Cases Involving Children Under Age 18 (prior to April 19, 2024), and Children Under Age 17 (After April 19, 2024) in Your District in Which a Transfer of a Child to Adult Court was Denied	None
Please Provide the Names of All State Representatives and Senators from Your District	REP. MICHAEL "GABE" FIRMENT, SEN. JAY LUNEAU, SEN. JAY MORRIS
What Changes Have You Implemented in Your District Office in 2024 That Have Improved the Delivery of Public Defender Services?	INCREASED TRAINING FOR STAFF AND ATTORNEYS

35th District Defender Office CY 2024 Caseloads & Outcomes

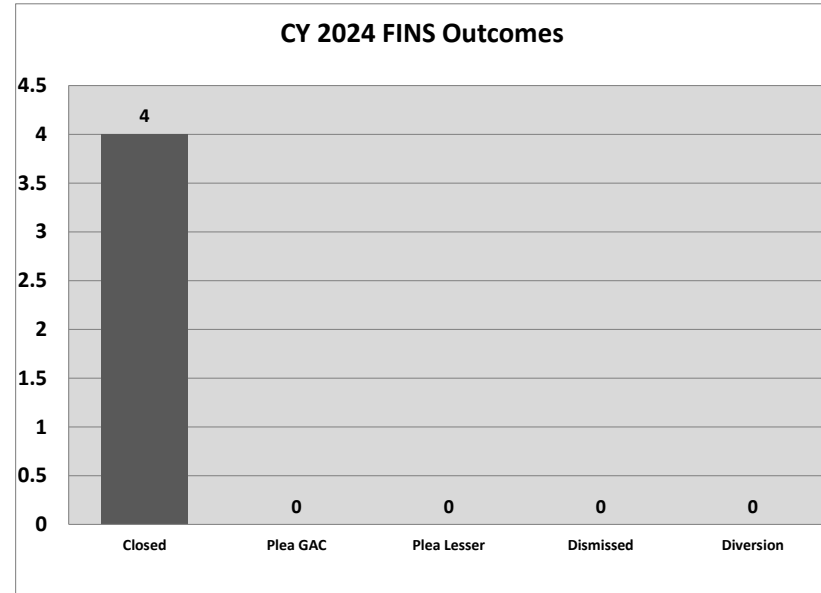
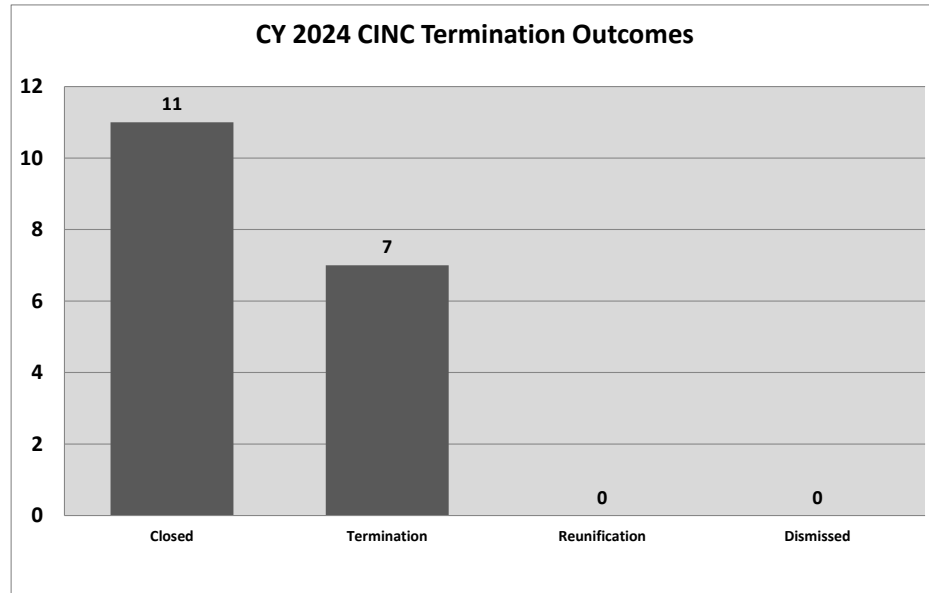
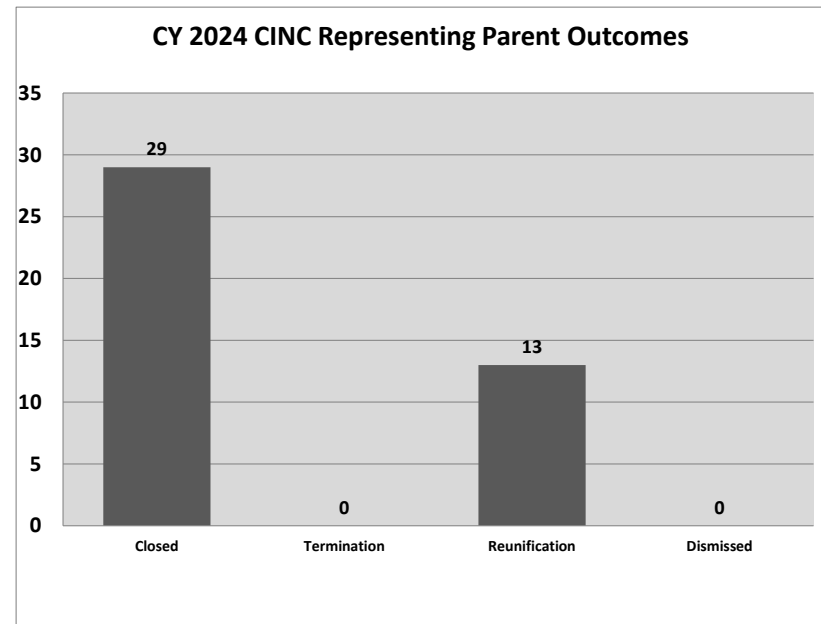
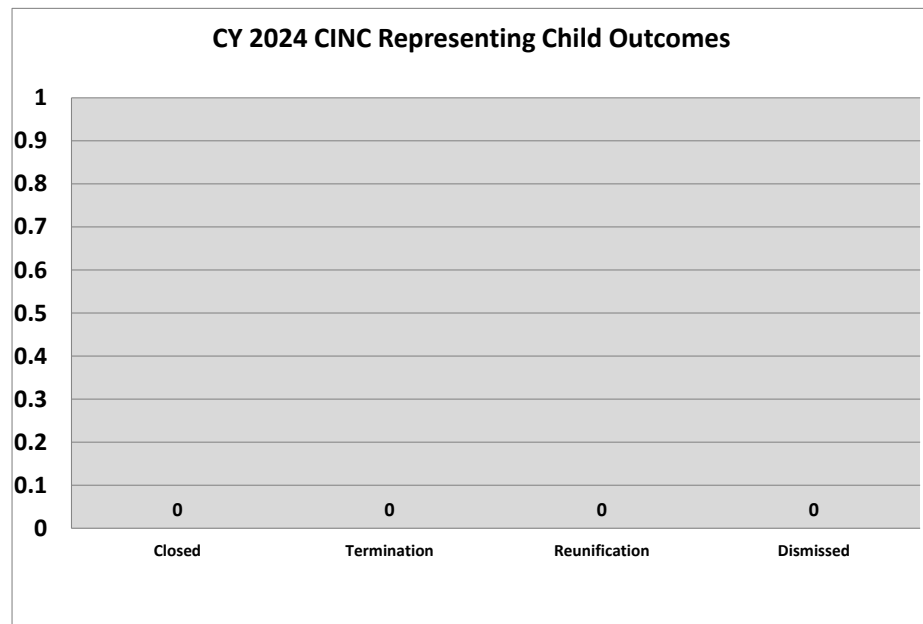
Case Type	New Cases 01/1/2024- 12/31/2024	Closed Cases 01/1/2024- 12/31/2024	Pending Cases* (# of Cases pending on 12/31/2023)	# of Cases pending on 12/31/2023 plus New Cases Received 01/1/2024- 12/31/2024	# Cases Resulting in Termination of Parental Rights	# Cases Resulting in Reunification	# Charges with Admit/Guilty Plea to Current Offense	# Charges with Plea of Guilty to Lesser Charge	# Charges Resulting in Dismissal	# Charges Resulting in Diversion or Deferred Disposition	# Jury Trials: Found Not Guilty	# Jury Trials: Found Guilty	# Judge Trials: Found Not Guilty	# Judge Trials: Found Guilty	Total Trials
Child Support	0	0	0	0	N/A	N/A	N/A	N/A	0	N/A	N/A	N/A	N/A	N/A	0
CINC-Child	0	0	0	0	0	0	N/A	N/A	0	N/A	N/A	N/A	N/A	N/A	0
CINC-Parent	17	29	28	45	0	13	N/A	N/A	0	N/A	N/A	N/A	N/A	N/A	0
Termination	9	11	12	21	7	0	N/A	N/A	0	N/A	N/A	N/A	N/A	N/A	0
FINS	0	4	4	4	N/A	N/A	0	0	0	0	N/A	N/A	N/A	N/A	0
Delinquency Misdemeanor	30	39	19	49	N/A	N/A	29	0	7	0	N/A	N/A	0	0	0
Delinquency Felony	17	12	7	24	N/A	N/A	20	2	6	6	N/A	N/A	0	0	0
Delinquency-Life	0	0	0	0	N/A	N/A	0	0	0	0	N/A	N/A	0	0	0
Juvenile Revocations	0	0	0	0	N/A	N/A	0	0	0	N/A	N/A	N/A	N/A	N/A	0
Adult Misdemeanor*	162	138	50	212	N/A	N/A	44	10	124	0	0	0	0	0	0
Adult Felony Non-LWOP**	414	375	221	635	N/A	N/A	230	87	243	0	0	1	0	0	1
Adult LWOP	3	4	2	5	N/A	N/A	0	2	3	0	0	0	0	0	0
Capital***	0	0	0	0	N/A	N/A	0	0	0	0	0	0	0	0	0
Revocations	0	0	0	0	N/A	N/A	0	0	0	0	N/A	N/A	N/A	N/A	0
PCR	0	0	0	0	N/A	N/A	N/A	N/A	N/A	N/A	N/A	N/A	0	0	0
SOAP	0	0	0	0	N/A	N/A	N/A	N/A	N/A	N/A	N/A	N/A	N/A	N/A	0

NOTE: Charges columns include all charges filed in association with a particular Case Type, regardless of each charge's severity.

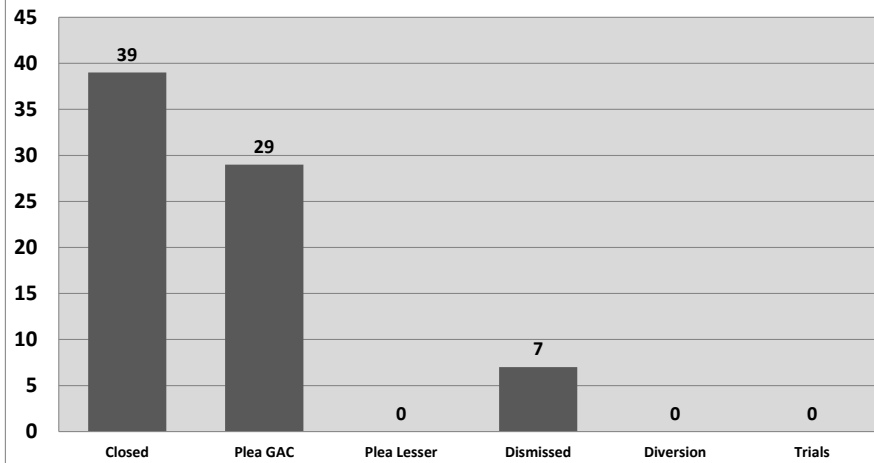
*Includes Traffic, Parish/Municipal Ordinances, Extradition and Unclassified Cases

**Life Without Parole

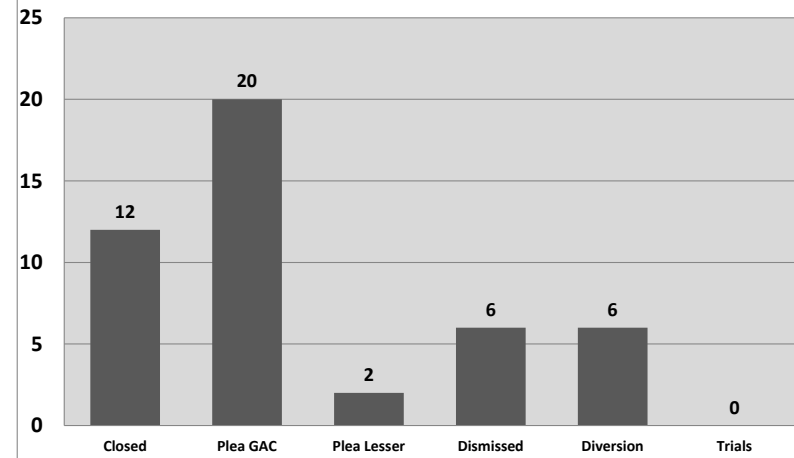
***Capital cases may include cases initially opened by the district office and transferred to a program office at some later stage in the proceedings.



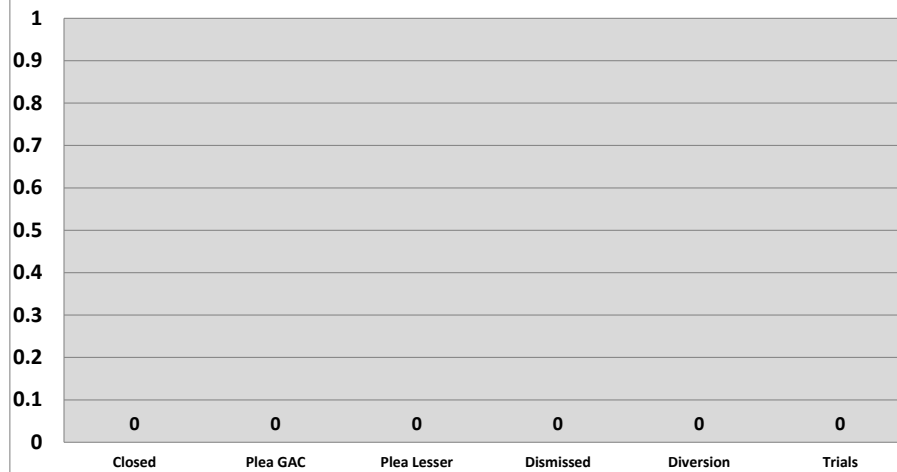
CY 2024 Delinquency Misdemeanor-Grade Outcomes



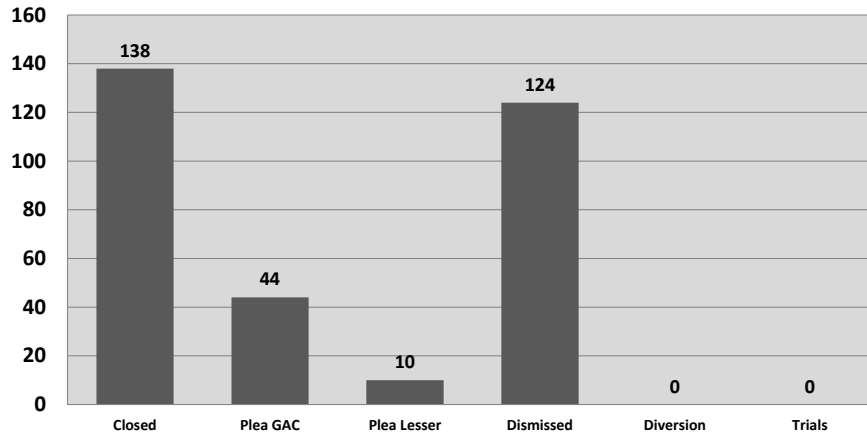
CY 2024 Delinquency Felony-Grade Outcomes



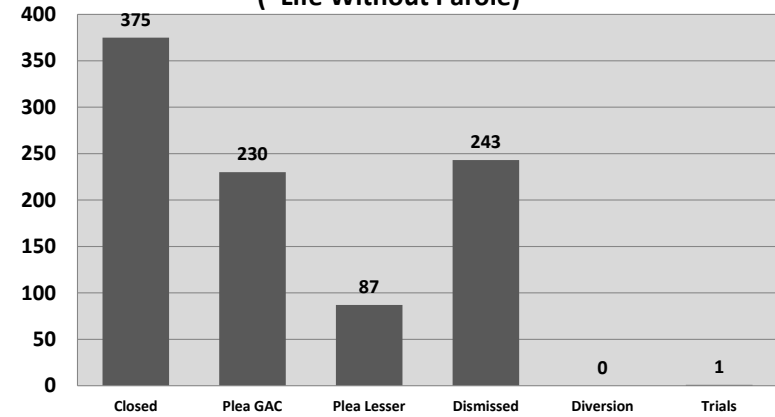
CY 2024 Delinquency Life Outcomes



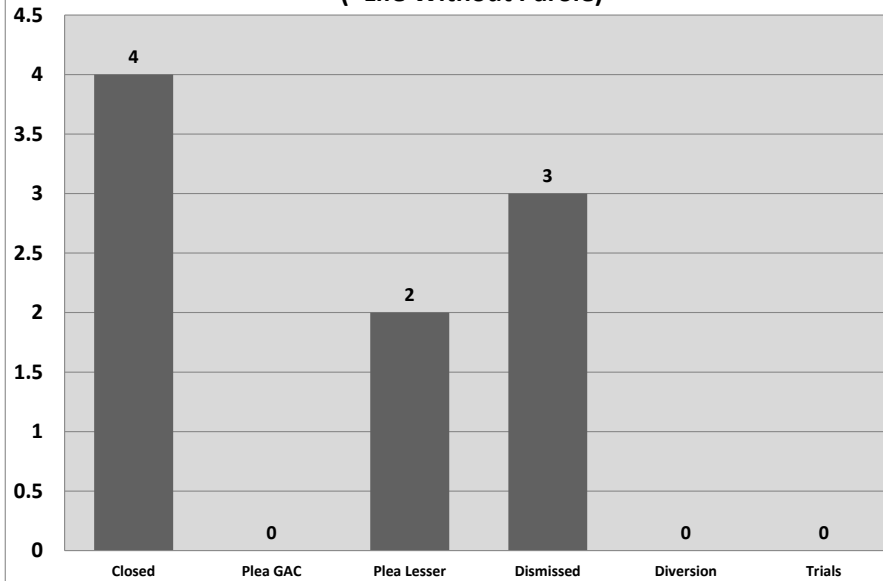
CY 2024 Adult Misdemeanor Outcomes



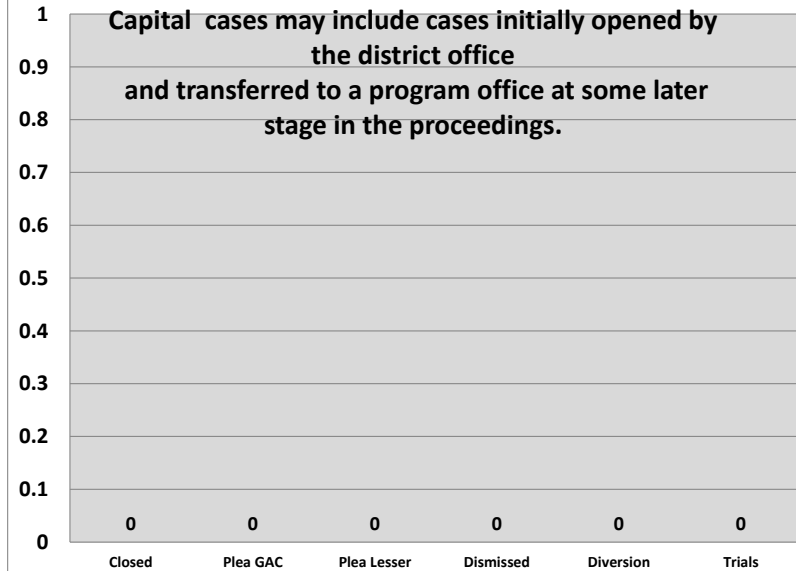
**CY 2024 Adult Felony Non-LWOP* Outcomes
(*Life Without Parole)**



**CY 2024 Adult Felony LWOP* Outcomes
(*Life Without Parole)**



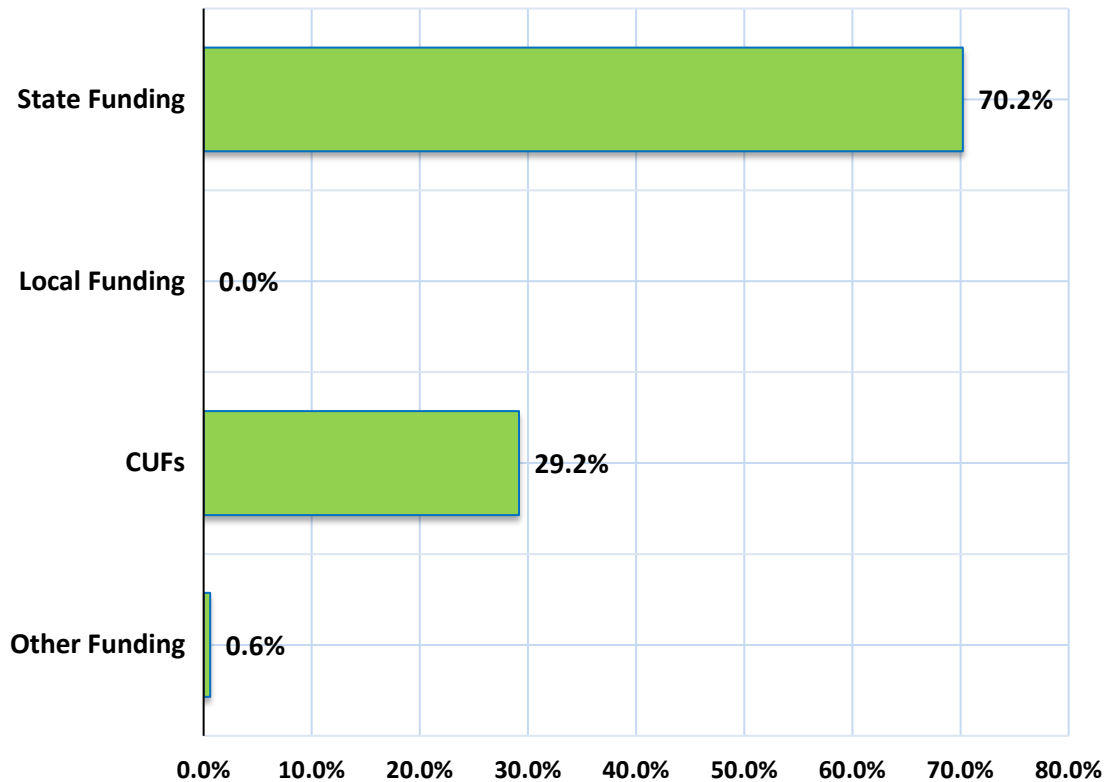
CY 2024 Capital Outcomes



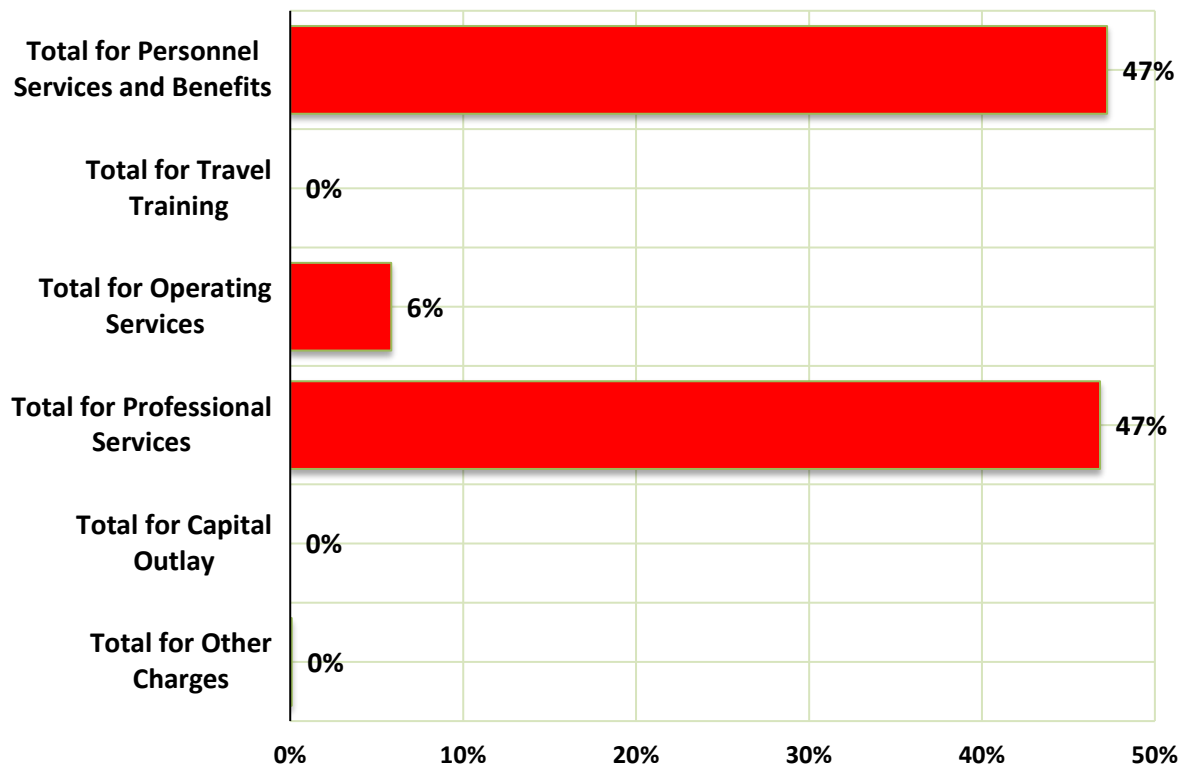
District 35 CY2024	Total CY2024
District Defender: Joe Beck	
REVENUE	
Federal Government	
Grants - Direct	-
Grants - Indirect (pass thru State)	-
Total for Federal Government	-
State Government	
Department of Corrections	-
Child in Need of Care (CINC)	9,000.00
District Assistance Fund (DAF)	292,298.46
Supplemental/Emergency Funds	10,184.27
Grants	-
Other State Income -List source(s)	-
Total for State Government	311,482.73
Local Government	
Appropriations - General	-
Appropriations - Special	-
Taxes - Millages, Sales, Special, & Other	-
Condition of Probation	-
Criminal Bond Fees [\$2 per bonded case as per 15:85.1] and Surety Bond Licensing Fees [per 22:822 B]	360.22
Traffic Camera	-
Grants	-
Other Local Income -List source(s)	-
\$45 Special Court Costs [R.S. 15:168.B(1)] and \$35 Mayor's Court Costs	-
Criminal District Court	-
City & City-Ward Courts	-
Judicial District Courts	-
Juvenile Court	-
Mayor's Court (\$35 Special Court Costs for Mayor's Court Only)	-
Magistrates' Courts	-
Municipal Court	-
Parish Courts	-
Traffic Court	-
Non-itemized, lump sum collected and remitted by all courts	-
Non-Itemized lump sum assessed by the court; collected and remitted by the Sheriff(s)	77,846.74
Non-Itemized lump sum assessed by the court; collected and remitted by the Police Juries	-
Total for \$45 Special Court Costs [R.S. 15:168.B(1)] and \$35 Mayor's Court Costs	77,846.74
Charges For Services	
\$40 Indigent Defense Application Fees [as per 15:175 A (1)(f)]	3,810.67
Partial Attorney Fees Reimbursements [as per 15:176]	47,305.93
Other Reimbursements	-
Other Local Income -List source(s)	756.00
Total for Charges For Services	51,872.60
Total for Local Government	130,079.56
Investment Earnings	
Interest Income	420.30
Other Investment Income - List source(s)	-
Total for Investment Earnings	420.30
Other Sources (Grants & Contributions)	
Non-Profit Organizations	-
Private Organizations	-
Corporate	-
Other - List source(s)	1,552.24
Total for Other Sources (Grants & Contributions)	1,552.24
Total for REVENUE	443,534.83

District 35 CY2024	Total CY2024
District Defender: Joe Beck	
EXPENDITURES	
Personnel Services and Benefits	
Salaries	171,975.08
Accrued Leave	-
Payroll Taxes	13,142.08
Hospitalization and Disability Insurance	-
Retirement	-
Other	-
Total for Personnel Services and Benefits	185,117.16
Travel/Training	
Parking/Auto Tolls	-
Travel/Lodging/Per Diem/Mileage	-
Total for Travel/Training	-
Operating Services	
Advertisements	-
Workers' Compensation	682.00
Insurance - Malpractice	2,827.00
Insurance - Auto/Physical Liability	-
Insurance - Other	2,706.80
Lease - Office	-
Lease - Auto/Equipment	-
Lease - Other	-
Office Repair and Maintenance	3,714.00
Office - Telephone/Utilities/Postage/Internet	4,419.27
Dues and Seminars	1,477.67
Law Library/Journals/Subscriptions	2,490.24
Office Supplies	4,578.70
Total for Operating Services	22,895.68
Professional Services	
Audit/Accounting Expense	8,612.41
Contract Clerical	-
Expert Witness	-
Investigators	-
Interpreters	-
Social Workers	-
Capital Representation	-
Conflict	-
Contract - Juvenile Attorneys or CINC	18,000.00
Misdemeanor Attorney Contracts	-
Contract Attorneys - all other	156,866.84
IT/Technical Support	-
Total for Professional Services	183,479.25
Capital Outlay	
Major Acquisitions	-
Total for Capital Outlay	-
Other Charges	
Other Operating Expenses	355.70
Total for Other Charges	355.70
Total for EXPENDITURES	391,847.79
<p style="color: red;">"Note that some data in this report may change due to district corrections or revisions."</p>	

CY24 REVENUES



CY24 EXPENDITURES

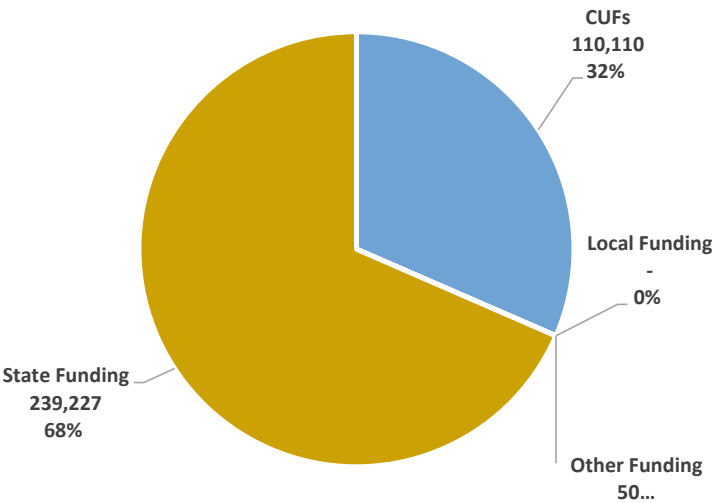




THE 36TH JUDICIAL DISTRICT
PUBLIC DEFENDERS' OFFICE
BEAUREGARD (DERIDDER)

DISTRICT DEFENDER: TONY TILLMAN
112 NORTH STEWART ST.
DERIDDER, LA 70634
337-462-8891

2024 Funding Sources

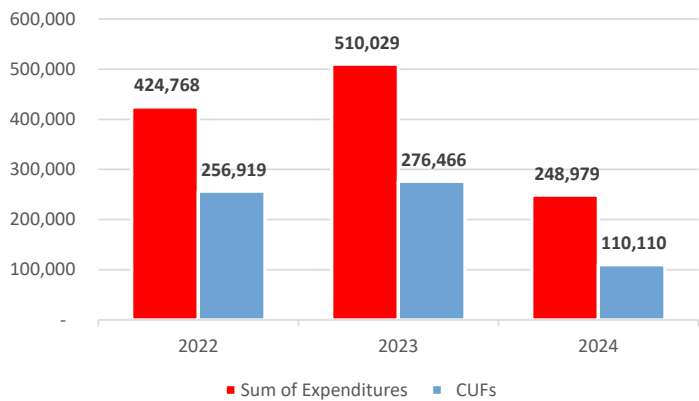


In 2024, the 36th Judicial District Office of the Public Defender received \$349,388 in total revenues. Of the total revenues received, only 32% of funding was derived from Conviction and User Fees (CUFs). 68% of district office funding was derived from state supplemental assistance.*Please note that some data provided by the district have not been verified by OSPD.

Statutory Conviction and User Fees (CUFs)
Judicial District Indigent Defender Fund

Revenue Stream	Statutory Authority
Special Court Costs (\$45)	R.S. 15:168(B)
Mayor's Court	R.S. 33:441)
Application Fee (\$40)	R.S. 15:175)
Partial Reimbursement	R.S. 15:176)
Bond Forfeiture	R.S. 15:571.11)
Civil Forfeiture (RICO)	R.S. 15:1356)
Posting of Criminal Bond (\$2)	R.S. 15:85.1)
Commercial Surety Bonds (\$45)	R.S. 22:822)

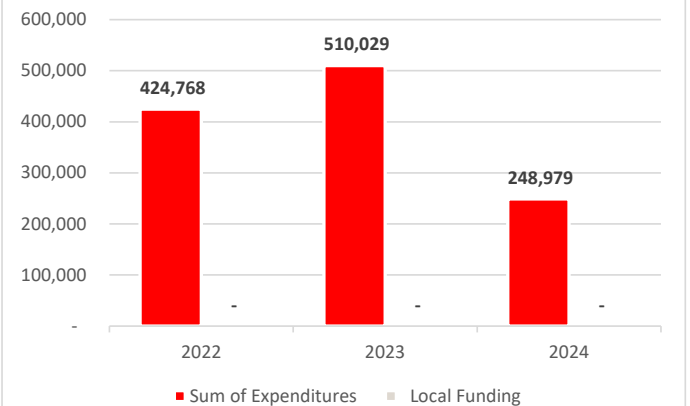
Comparison of 2024 Expenditures to CUFs



Louisiana’s Public Defense System is intended to be funded primarily by Conviction and User Fees (CUFs). CUFs are comprised of eight statutes that require district court judges, city court judges, and mayors to assess fines or fees on people who have been convicted of a crime, traffic violation, or ordinance. CUFs are also generated by other actions in the criminal justice system such as bond fees, forfeitures, and application fees.

The office reports that what was intended to serve as the primary funding source for public defenders only accounted for 44% of the office’s expenditures in CY 2024. *Please note that some data provided by the district have not been verified by OSPD. Some data in this report may change due to district corrections or revisions.

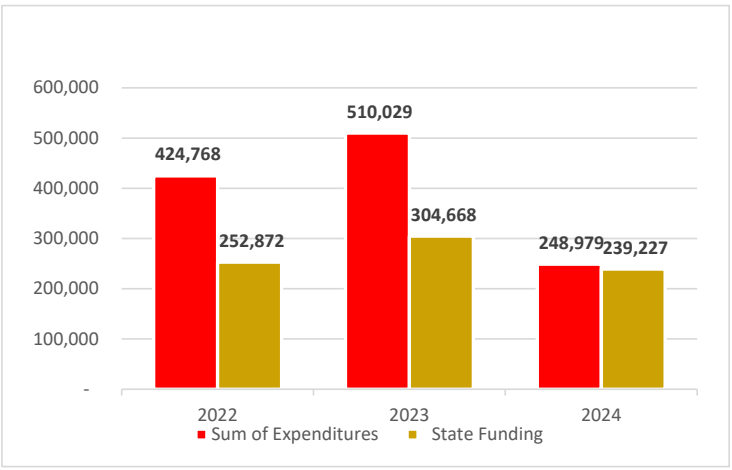
Comparison of 2024 Expenditures to Local Revenues



The 36th Judicial District Office of the Public Defender did not report receiving any local funding or in-kind support from the local government or criminal justice system.

*Please note that some data provided by the district have not been verified by OSPD. Some data in this report may change due to district corrections or revisions.

Comparison of 2024 Expenditures to State Funding



The failure of the public defender's system unstable funding stream has resulted in an increased reliance on state supplemental assistance for district solvency. During Calendar Year 2024, the office received state funding totaling 96% of the office's expenditures.

*Please note that some data provided by the district have not been verified by OSPD. Some data in this report may change due to district corrections or revisions.

The 36th Judicial District Office of the Public Defender is comprised of a single parish, Beauregard.

Public Defender's represent indigent persons accused of a crime or involved in Child in Need of Care matters across 2 sections of court.

In the 36th Judicial District, Public Defenders handle juvenile delinquency, Child in Need of Care, misdemeanor, and felony cases.

Number of Parishes in the
Judicial District

1

Number of Weighted
Sections of Court

2

District 36 Total Cases Handled
in 2024 1,887

Individuals
Represented in CY24 1,227

Adult Misdemeanors

743

Adult Felonies &
LWOPs

917

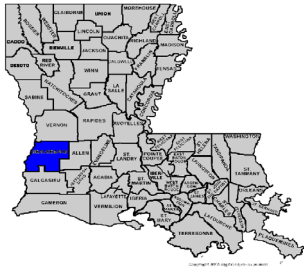
Delinq. & FINS
Cases

131

CINC &
Termination

96

During Calendar Year 2024, the 36th Judicial District Office of the Public Defender represented 1,227 individuals in 1,887 total cases. Undoubtedly, a significant portion of the cases handled during 2024 were rooted in the effects of Louisiana's mental health and substance abuse crises. As the Office of the State Public Defender seeks a stable, reliable, and adequate funding stream that is not reliant on Conviction and User Fees (CUFs) we also seek to have a criminal justice system that we can pay for. A system that focuses on non-carceral rehabilitative interventions when appropriate.



THE 36TH JDC PUBLIC DEFENDERS' OFFICE

Parish(es) & Seat(s)	Beauregard - DeRidder
Population	36,827
District Defender	Tony Tillman
Years as District Defender	15
Before Becoming District Defender, Years in Public Defense	28
Does the District Defender Maintain a Private Practice? If NO, Simply Enter a Zero. If Yes, Enter the Number of Estimated Hours Per Month on Average	45 hours monthly
Office Manager	Jennifer Prewitt
Primary Office Street Address	112 North Stewart St.
City	DeRidder
ZIP	70634
Days of Week Open (M-F) and Office Hours (am -pm)	M-F 8 am - noon closed daily for lunch 1-4:30 pm
Primary Phone	337-462-8891
Primary Mailing Address	P. O. Box 1032
Primary Fax Number	337-462-3810
Primary Emergency Contact	Tony Tillman
Primary Emergency Phone	337-392-3077
Secondary Emergency Contact	Jennifer Prewitt
Secondary Emergency Phone	318-430-0074
Other District Office(s) Physical and Mailing Addresses and Phone Numbers	N/A
Other District Office Contact Personnel (Primary Only)	N/A
Name of Owner(s) of Office(s)/Building (i.e., Lessor)	36th JDC Public Defender Office
If The Office Does Not Own Its Building(s) AND Pays No Rent, Indicate The Source Of Office Space Support	N/A
Total Annual Cash Support by Local Appropriation or Tax/Millage (indicate if this figure is an estimate)	None
# And Job Titles Of All Staff Whose Wages Are Provided By Local Government	None
Total PDO Staff Costs <u>Provided by Local Government</u>	None

# of Workers with Retirement Benefits <u>Paid by Local Government</u>	None
Total Annual Cost of Retirement Benefits <u>Paid by Local Government</u> (if unknown enter "UNK")	None
# of Workers with Health Benefits Paid by Local Government	None
Total Annual Cost of Health Benefits Paid by Local Government (if unknown enter "UNK")	None
List Any Other Local In-Kind Contributions Or Other Support From Local Government	None
Courts and Locations	36th Judicial District Court, Divisions A & B, P.O. Box 1148, DeRidder, 70634
Number of Divisions/Sections of Criminal Court for Each Court in District (Include District Court, CRIMINAL District Court, City Court, Municipal Court, Mayor's Court, etc.) For Which your Office Provides Representation	Two Divisions: Division A - Judge Martha A. O'Neal; Division B - Judge C. Kerry Anderson. Judges rotate on a monthly basis between civil and criminal dockets.
Name of Adult Detention Facilities in This District	Clients are still being held in facilities all over the state due to the Beauregard Parish jail being partially open. No women are being held locally at this time.
Name of Adult Detention Facilities Outside the District Which Hold Clients	Due to closing clients are held in many different facilities.
Name of Juvenile Detention Facilities In This District	None
Name of Juvenile Detention Facilities Outside the District Which Hold Clients	Ware Youth Center 3565 Highway 71 Coushatta, LA; Calcasieu Parish Juvenile Detention Center Lake Charles, LA; The District used the St. James Juvenile Detention Center until its closure in June, 2013, and since then juvenile clients have been housed in Bridge City Center for Youth in Bridge City, Louisiana.
Do Your Courts Routinely Bring Juveniles Before The Judge In Shackles If They Are Being Held In Detention Or Secure Custody At The Time Of The Hearing? Note That Ch. Code Art. 408 Forbids Routine Shackling	No. Officers are in court room and holding room if juveniles are in custody.
District Attorney	James R. Lestage
Chief Judge of Criminal District Court	Kerry Anderson
Juvenile Court Judges (Specify District of City Court)	Martha O'Neal and Kerry Anderson
Drug Court Judges	Kerry Anderson
Mental Health Court Judges	None
Other Specialty Court	None

Name of Specialty and Brief Description:	N/A
Short Term Critical Issue Areas	Funding and additional attorneys
Long-Term Critical Issue Areas and other External Factors (outside of your control) that Negatively Affect the Delivery of Services in Your District	Continue funding and additional competent attorneys. Attorneys who live locally. All attorneys live out side of Parish.
2024 Media Coverage and/or Major Accomplishments	None
Describe Supervisory Structure in Your District (For Attorneys and Non-Attorneys)	Director, Individual Attorneys, Support Staff; Individual Defenders supervise their assistants in their offices.
Medical Benefits for Any Staff, Please Describe, Noting Who Pays For the Benefit	Medical Insurance with 80% Employer and 20% Employee
Number of Cases Involving Children Under Age 18 (prior to April 19, 2024), and Children Under Age 17 (After April 19, 2024) in Your District That Were Directly Filed in Adult Court or Transferred to Adult Court in 2024	None
Number of Cases Involving Children Under Age 18 (prior to April 19, 2024), and Children Under Age 17 (After April 19, 2024) in Your District in Which a Transfer of a Child to Adult Court was Denied	None
Please Provide the Names of All State Representatives and Senators from Your District	Senator - Mike Reese; Representative R. Dewith Carrier, Brett F. Geymann; and Charles A. Owens
What Changes Have You Implemented in Your District Office in 2024 That Have Improved the Delivery of Public Defender Services?	Our staff meets with the client within 24 hours of appointment to advise them of their rights, who their counsel is and how to contact him/her. Staff makes phone calls for client to contact family for bond assistance or to ask them to bring items the clients that are allowed at the jail.

36th District Defender Office CY 2024 Caseloads & Outcomes

Case Type	New Cases 01/1/2024- 12/31/2024	Closed Cases 01/1/2024- 12/31/2024	Pending Cases* (# of Cases pending on 12/31/2023)	# of Cases pending on 12/31/2023 plus New Cases Received 01/1/2024- 12/31/2024	# Cases Resulting in Termination of Parental Rights	# Cases Resulting in Reunification	# Charges with Admit/Guilty Plea to Current Offense	# Charges with Plea of Guilty to Lesser Charge	# Charges Resulting in Dismissal	# Charges Resulting in Diversion or Deferred Disposition	# Jury Trials: Found Not Guilty	# Jury Trials: Found Guilty	# Judge Trials: Found Not Guilty	# Judge Trials: Found Guilty	Total Trials
Child Support	0	0	0	0	N/A	N/A	N/A	N/A	0	N/A	N/A	N/A	N/A	N/A	0
CINC-Child	0	0	0	0	0	0	N/A	N/A	0	N/A	N/A	N/A	N/A	N/A	0
CINC-Parent	22	43	48	70	0	1	N/A	N/A	0	N/A	N/A	N/A	N/A	N/A	0
Termination	6	20	20	26	8	0	N/A	N/A	0	N/A	N/A	N/A	N/A	N/A	0
FINS	24	13	24	48	N/A	N/A	0	0	0	0	N/A	N/A	N/A	N/A	0
Delinquency Misdemeanor	30	21	17	47	N/A	N/A	4	0	1	0	N/A	N/A	0	0	0
Delinquency Felony	14	18	21	35	N/A	N/A	1	0	2	0	N/A	N/A	0	0	0
Delinquency-Life	0	0	0	0	N/A	N/A	0	0	0	0	N/A	N/A	0	0	0
Juvenile Revocations	1	1	0	1	N/A	N/A	0	0	0	N/A	N/A	N/A	N/A	N/A	0
Adult Misdemeanor*	376	516	367	743	N/A	N/A	74	10	129	0	0	0	1	4	5
Adult Felony Non-LWOP**	411	569	438	849	N/A	N/A	67	19	43	0	0	1	0	32	33
Adult LWOP	8	12	14	22	N/A	N/A	0	0	2	0	0	2	0	0	2
Capital***	0	0	0	0	N/A	N/A	0	0	0	0	0	0	0	0	0
Revocations	20	37	26	46	N/A	N/A	0	0	0	0	N/A	N/A	N/A	N/A	0
PCR	0	0	0	0	N/A	N/A	N/A	N/A	N/A	N/A	N/A	N/A	0	0	0
SOAP	0	0	0	0	N/A	N/A	N/A	N/A	N/A	N/A	N/A	N/A	N/A	N/A	0

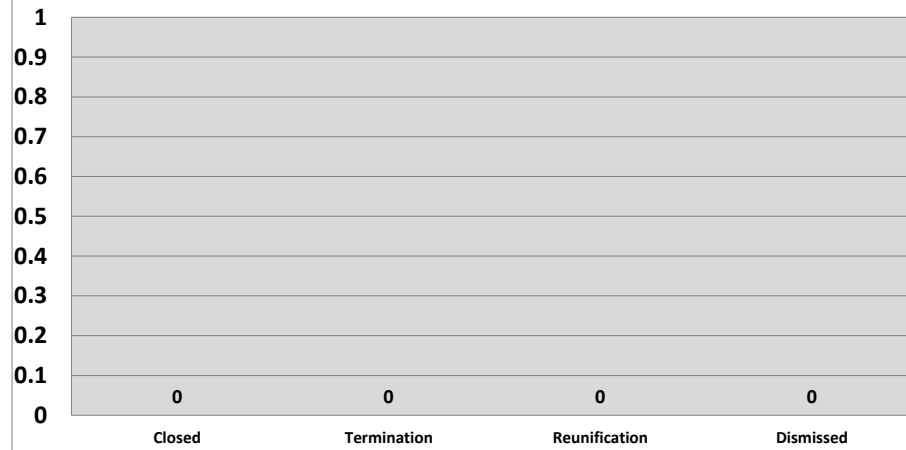
NOTE: Charges columns include all charges filed in association with a particular Case Type, regardless of each charge's severity.

*Includes Traffic, Parish/Municipal Ordinances, Extradition and Unclassified Cases

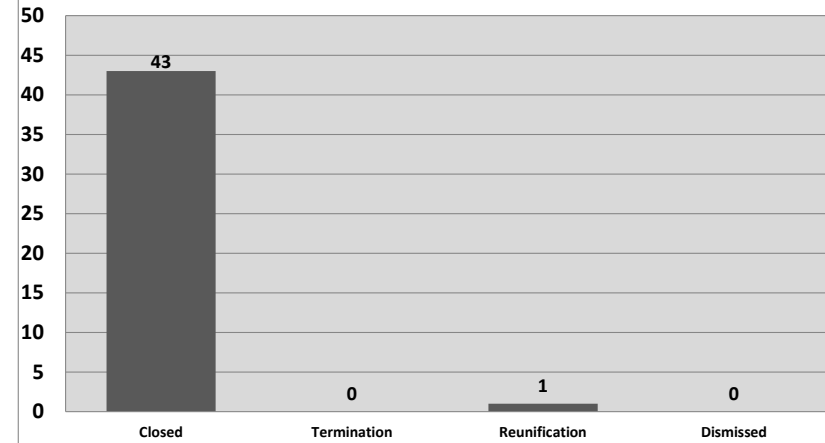
**Life Without Parole

***Capital cases may include cases initially opened by the district office and transferred to a program office at some later stage in the proceedings.

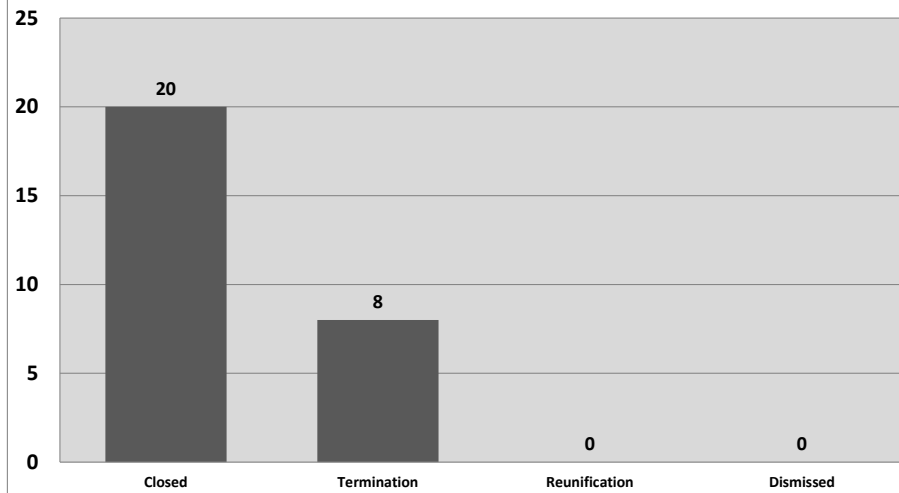
CY 2024 CINC Representing Child Outcomes



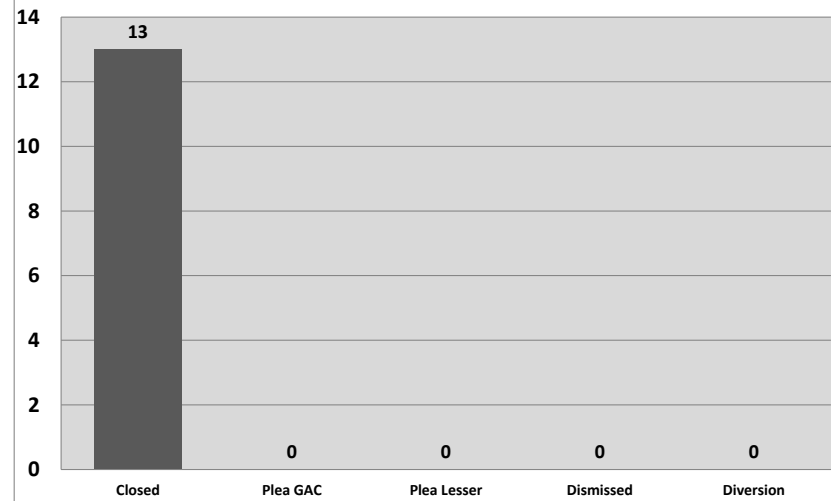
CY 2024 CINC Representing Parent Outcomes



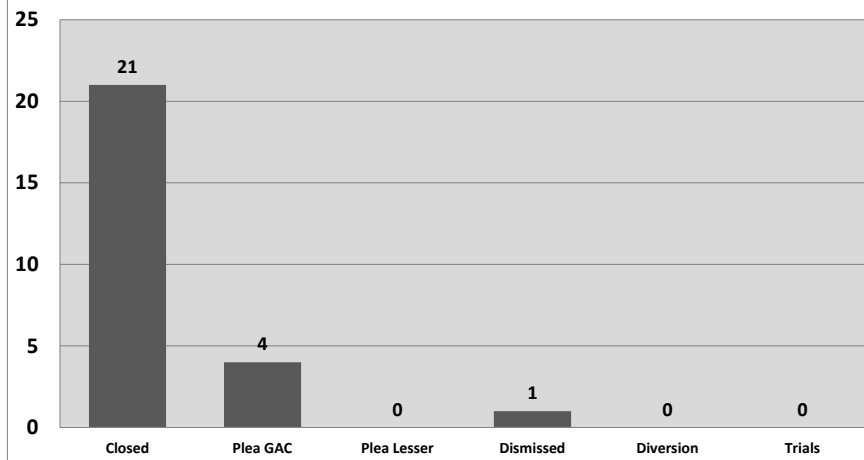
CY 2024 CINC Termination Outcomes



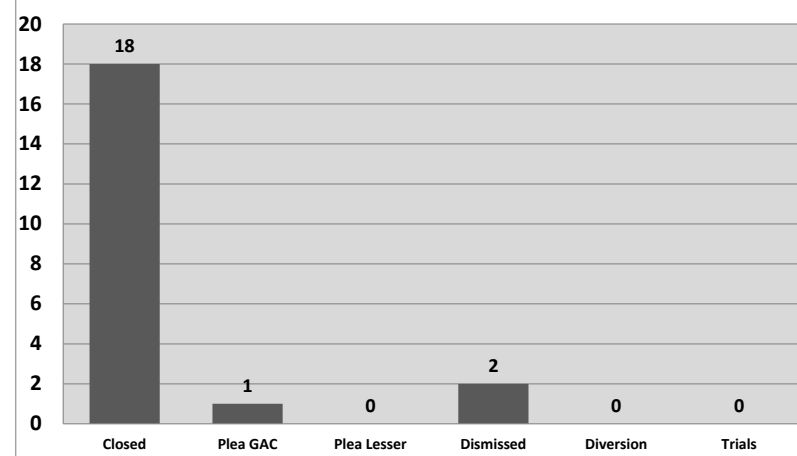
CY 2024 FINS Outcomes



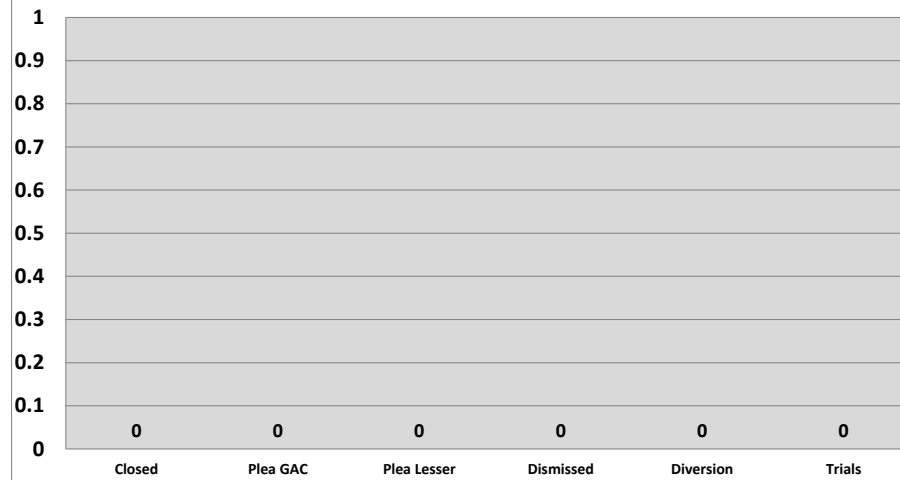
CY 2024 Delinquency Misdemeanor-Grade Outcomes

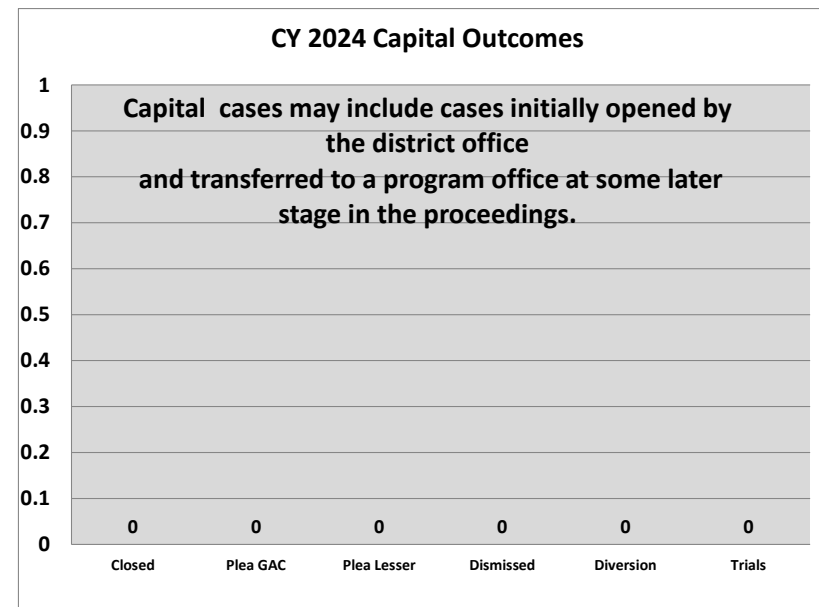
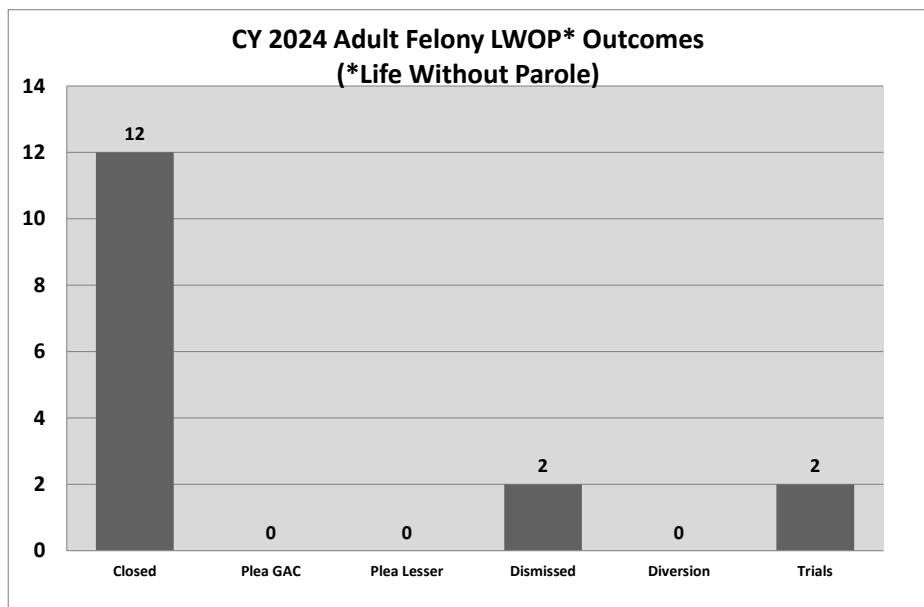
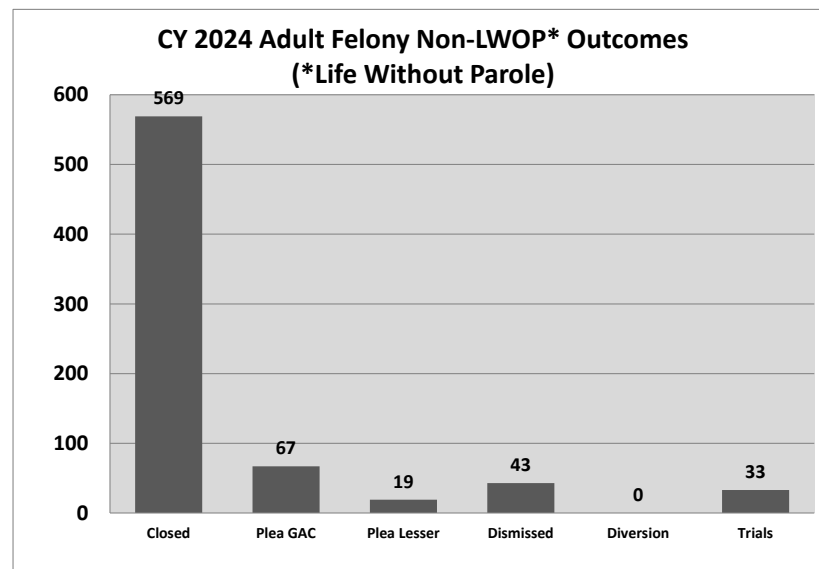
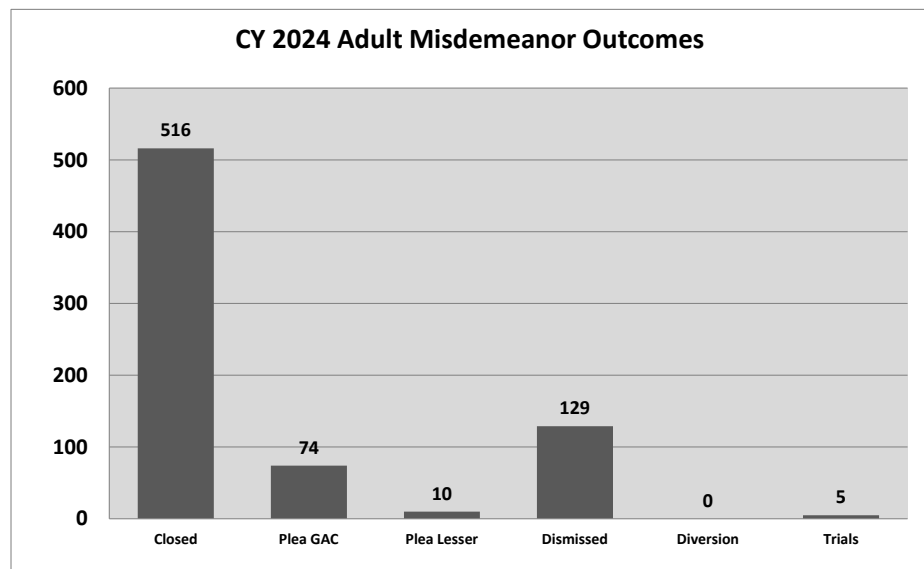


CY 2024 Delinquency Felony-Grade Outcomes



CY 2024 Delinquency Life Outcomes

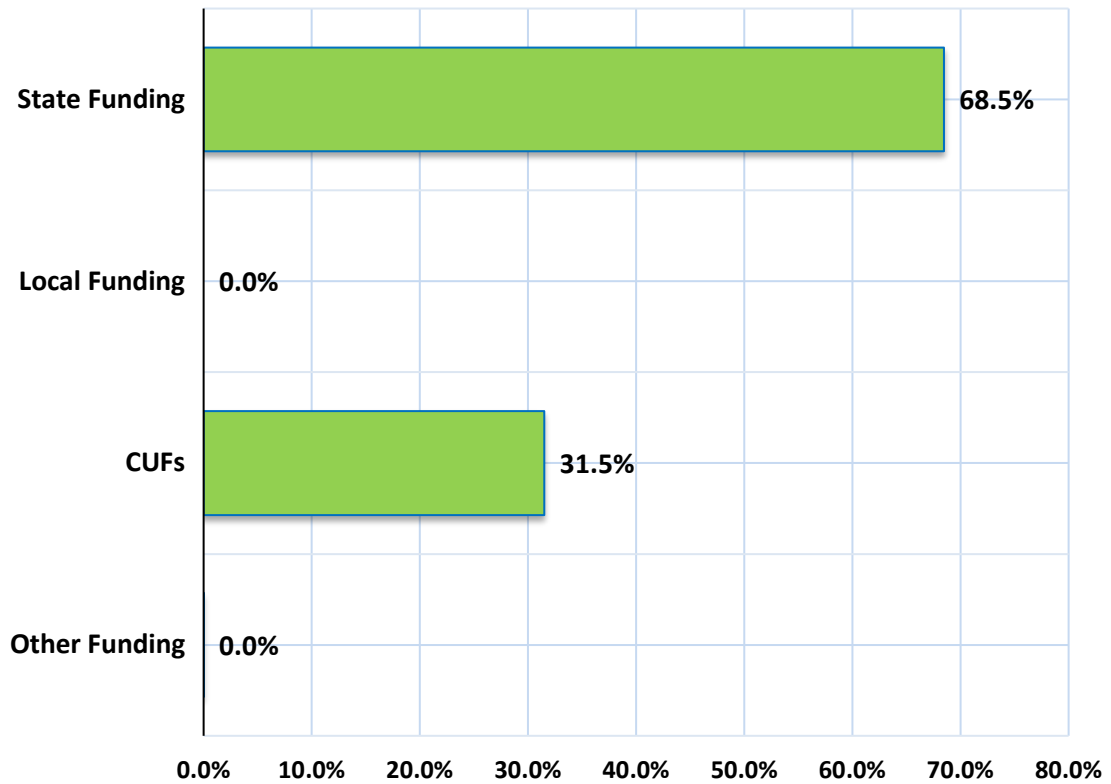




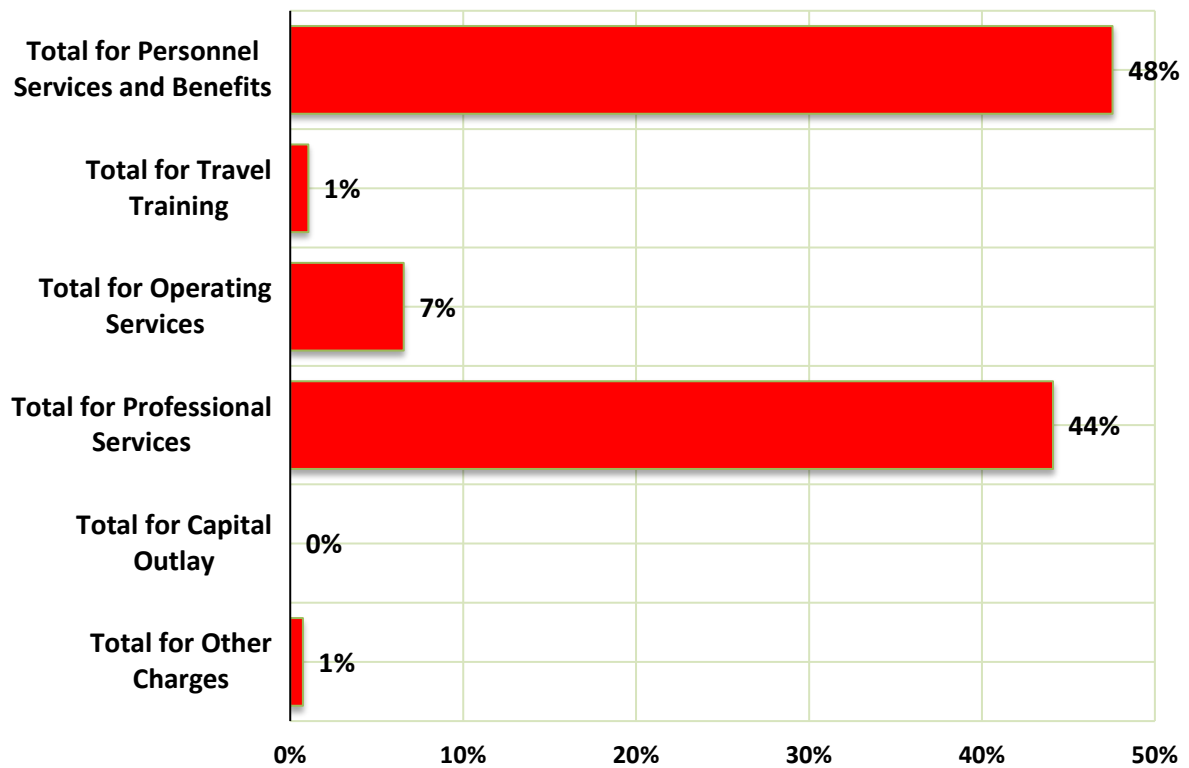
District 36 CY2024	Total CY2024
District Defender: Tony Tillman	
REVENUE	
Federal Government	
Grants - Direct	
Grants - Indirect (pass thru State)	
Total for Federal Government	
State Government	
Department of Corrections	
Child in Need of Care (CINC)	4,812.50
District Assistance Fund (DAF)	234,414.66
Supplemental/Emergency Funds	
Grants	
Other State Income -List source(s)	
Total for State Government	239,227.16
Local Government	
Appropriations - General	
Appropriations - Special	
Taxes - Millages, Sales, Special, & Other	
Condition of Probation	
Criminal Bond Fees [\$2 per bonded case as per 15:85.1] and Surety Bond Licensing Fees [per 22:822 B]	12,391.50
Traffic Camera	
Grants	
Other Local Income -List source(s)	
\$45 Special Court Costs [R.S. 15:168.B(1)] and \$35 Mayor's Court Costs	
Criminal District Court	16,038.95
City & City-Ward Courts	
Judicial District Courts	
Juvenile Court	
Mayor's Court (\$35 Special Court Costs for Mayor's Court Only)	
Magistrates' Courts	
Municipal Court	
Parish Courts	
Traffic Court	63,488.78
Non-itemized, lump sum collected and remitted by all courts	
Non-Itemized lump sum assessed by the court; collected and remitted by the Sheriff(s)	
Non-Itemized lump sum assessed by the court; collected and remitted by the Police Juries	
Total for \$45 Special Court Costs [R.S. 15:168.B(1)] and \$35 Mayor's Court Costs	
Charges For Services	
\$40 Indigent Defense Application Fees [as per 15:175 A (1)(f)]	2,755.00
Partial Attorney Fees Reimbursements [as per 15:176]	15,435.80
Other Reimbursements	
Other Local Income -List source(s)	
Total for Charges For Services	
Total for Local Government	110,110.03
Investment Earnings	
Interest Income	50.31
Other Investment Income - List source(s)	
Total for Investment Earnings	50.31
Other Sources (Grants & Contributions)	
Non-Profit Organizations	
Private Organizations	
Corporate	
Other - List source(s)	
Total for Other Sources (Grants & Contributions)	
Total for REVENUE	349,387.50

District 36 CY2024	Total CY2024
District Defender: Tony Tillman	
EXPENDITURES	
Personnel Services and Benefits	
Salaries	106,570.85
Accrued Leave	
Payroll Taxes	8,487.89
Hospitalization and Disability Insurance	
Retirement	
Other	3,342.30
Total for Personnel Services and Benefits	118,401.04
Travel/Training	2,599.61
Parking/Auto Tolls	
Travel/Lodging/Per Diem/Mileage	
Total for Travel/Training	2,599.61
Operating Services	
Advertisements	
Workers' Compensation	
Insurance - Malpractice	6,077.17
Insurance - Auto/Physical Liability	
Insurance - Other	9,610.35
Lease - Office	
Lease - Auto/Equipment	1,638.72
Lease - Other	
Office Repair and Maintenance	(8,044.00)
Office - Telephone/Utilities/Postage/Internet	4,144.21
Dues and Seminars	420.00
Law Library/Journals/Subscriptions	715.00
Office Supplies	1,781.34
Total for Operating Services	16,342.79
Professional Services	
Audit/Accounting Expense	18,200.00
Contract Clerical	
Expert Witness	
Investigators	
Interpreters	
Social Workers	
Capital Representation	
Conflict	506.25
Contract - Juvenile Attorneys or CINC	
Misdemeanor Attorney Contracts	
Contract Attorneys - all other	90,500.00
IT/Technical Support	594.84
Total for Professional Services	109,801.09
Capital Outlay	
Major Acquisitions	
Total for Capital Outlay	
Other Charges	
Other Operating Expenses	1,834.80
Total for Other Charges	1,834.80
Total for EXPENDITURES	248,979.33
<p>"Please note that some data provided by the district have not been verified by OSPD. Some data in this report may change due to district corrections or revisions."</p>	

CY24 REVENUES



CY24 EXPENDITURES

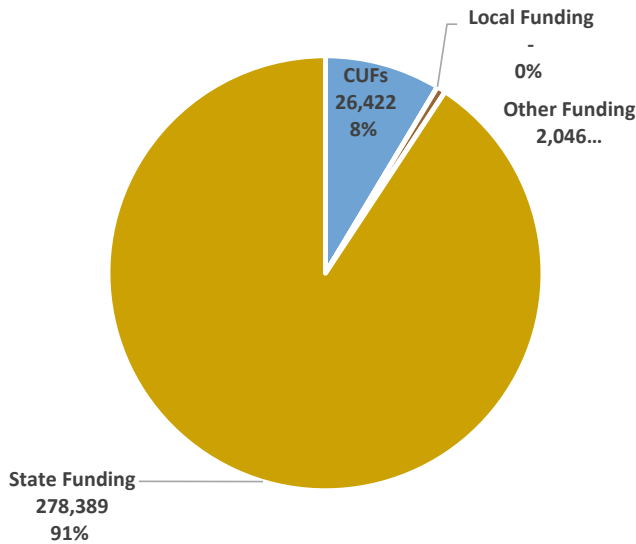




THE 37TH JUDICIAL DISTRICT
PUBLIC DEFENDERS' OFFICE
CALDWELL (COLUMBIA)

DISTRICT DEFENDER: LOUIS V. CHAMPAGNE
301 WALL STREET
COLUMBIA, LA 71418
(318) 649-2626

2024 Funding Sources

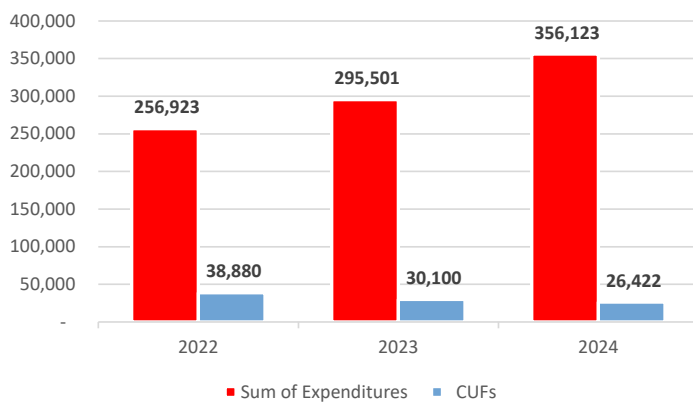


In 2024, the 37th Judicial District Office of the Public Defender received \$306,857 in total revenues. Of the total revenues received, only 8% of funding was derived from Conviction and User Fees (CUFs), compared to the statewide average of 31%. Ninety-one percent of district office funding was derived from state supplemental assistance.

Statutory Conviction and User Fees (CUFs) Judicial District Indigent Defender Fund

Revenue Stream	Statutory Authority
Special Court Costs (\$45)	R.S. 15:168(B)
Mayor's Court	R.S. 33:441)
Application Fee (\$40)	R.S. 15:175)
Partial Reimbursement	R.S. 15:176)
Bond Forfeiture	R.S. 15:571.11)
Civil Forfeiture (RICO)	R.S. 15:1356)
Posting of Criminal Bond (\$2)	R.S. 15:85.1)
Commercial Surety Bonds (\$45)	R.S. 22:822)

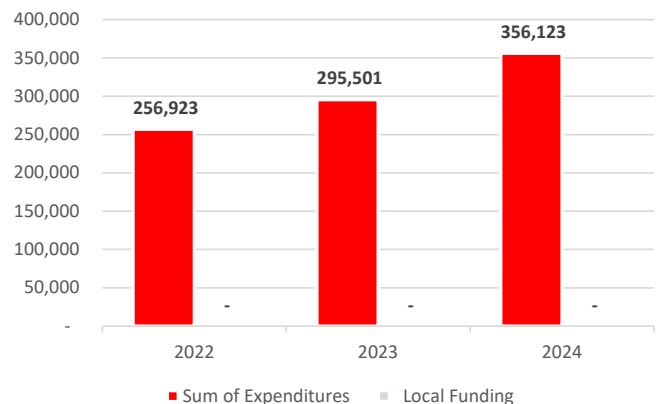
Comparison of 2024 Expenditures to CUFs



Louisiana's Public Defense System is intended to be funded primarily by Conviction and User Fees (CUFs). CUFs are comprised of eight statutes that require district court judges, city court judges, and mayors to assess fines or fees on people who have been convicted of a crime, traffic violation, or ordinance. CUFs are also generated by other actions in the criminal justice system such as bond fees, forfeitures, and application fees.

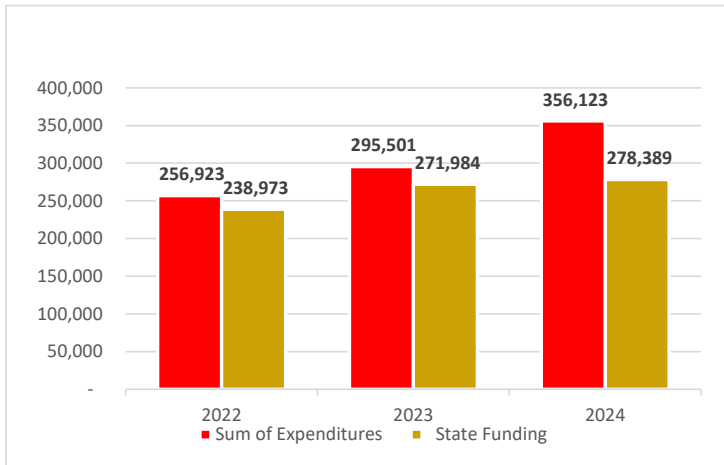
What was intended to serve as the primary funding source for public defenders only accounted for 7.4% of the office's expenditures in CY 2024. As costs have risen due to inflation and increased attorney fees, CUF collections have not kept up, increasing the office's reliance on other funding streams.

Comparison of 2024 Expenditures to Local Revenues



In 2024, the 37th Judicial District Office of the Public Defender did not receive any local funding or in-kind support from the local government or criminal justice system.

Comparison of 2024 Expenditures to State Funding



The failure of the public defender's system unstable funding stream has resulted in an increased reliance on state supplemental assistance for district solvency.

During Calendar Year 2024, the office received state funding totaling 78% of the office's expenditures. State supplemental assistance has increased each of the last two years as the office's expenses have increased because of inflation and increased attorney costs.

The 37th Judicial District Office of the Public Defender is comprised of a single parish, Caldwell.

Public Defender's represent indigent persons accused of a crime or involved in Child in Need of Care matters across 1 section of court.

In the 37th Judicial District, Public Defenders handle juvenile delinquency, Child in Need of Care, misdemeanor, and felony cases.

Number of Parishes in the
Judicial District

Number of Weighted
Sections of Court

1

1

District 37 Total Cases Handled
in 2024 → 445

Individuals
Represented in CY24 → 324

Adult Misdemeanors

Adult Felonies &
LWOPs

Delinq. & FINS
Cases

CINC &
Termination

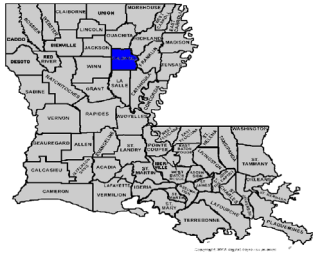
35

370

13

27

During Calendar Year 2024, the 37th Judicial District Office of the Public Defender represented 324 individuals in 445 total cases. Undoubtedly, a significant portion of the cases handled during 2024 were rooted in the effects of Louisiana's mental health and substance abuse crises. As the Office of the State Public Defender seeks a stable, reliable, and adequate funding stream that is not reliant on Conviction and User Fees (CUFs) we also seek to have a criminal justice system that we can pay for. A system that focuses on non-carceral rehabilitative interventions when appropriate.



THE 37TH JDC PUBLIC DEFENDERS' OFFICE

Parish(es) & Seat(s)	Caldwell - Columbia
Population	11,000
District Defender	Louis Champagne
Years as District Defender	23
Before Becoming District Defender, Years in Public Defense	5
Does the District Defender Maintain a Private Practice? If NO, Simply Enter a Zero. If Yes, Enter the Number of Estimated Hours Per Month on Average	0
Office Manager	Johnette Hatten
Primary Office Street Address	301 Wall Street
City	Columbia
ZIP	71418
Days of Week Open (M-F) and Office Hours (am -pm)	Monday-Friday 8-5
Primary Phone	318-649-2626
Primary Mailing Address	P.O. Box 1029, Columbia, 71418
Primary Fax Number	318-649-0212
Primary Emergency Contact	Louis Champagne
Primary Emergency Phone	318-331-0439
Secondary Emergency Contact	Johnette Hatten
Secondary Emergency Phone	318-450-2197
Other District Office(s) Physical and Mailing Addresses and Phone Numbers	No other addresses or phone numbers.
Other District Office Contact Personnel (Primary Only)	None
Name of Owner(s) of Office(s)/Building (i.e., Lessor)	McKeithen, Ryland & Champagne
If The Office Does Not Own Its Building(s) AND Pays No Rent, Indicate The Source Of Office Space Support	N/A
Total Annual Cash Support by Local Appropriation or Tax/Millage (indicate if this figure is an estimate)	N/A
# And Job Titles Of All Staff Whose Wages Are Provided By Local Government	N/A
Total PDO Staff Costs <u>Provided by Local Government</u>	N/A

# of Workers with Retirement Benefits <u>Paid by Local Government</u>	N/A
Total Annual Cost of Retirement Benefits <u>Paid by Local Government</u> (if unknown enter "UNK")	N/A
# of Workers with Health Benefits Paid by Local Government	N/A
Total Annual Cost of Health Benefits Paid by Local Government (if unknown enter "UNK")	N/A
List Any Other Local In-Kind Contributions Or Other Support From Local Government	N/A
Courts and Locations	37th Judicial District Court, Columbia, Louisiana & Mayors Court
Number of Divisions/Sections of Criminal Court for Each Court in District (Include District Court, CRIMINAL District Court, City Court, Municipal Court, Mayor's Court, etc.) For Which your Office Provides Representation	Mayor's Court
Name of Adult Detention Facilities in This District	Caldwell Correctional Center, Caldwell Parish Detention Center and Caldwell Parish Jail.
Name of Adult Detention Facilities Outside the District Which Hold Clients	Women and men are housed in the Caldwell Correctional Center. No prisoners are held in the Caldwell Parish Jail.
Name of Juvenile Detention Facilities In This District	Swanson Center for Youth at Columbia, this facility is located in Columbia, however, the Parish is not allowed to hold juveniles there.
Name of Juvenile Detention Facilities Outside the District Which Hold Clients	Green Oaks - Ouachita Parish
Do Your Courts Routinely Bring Juveniles Before The Judge In Shackles If They Are Being Held In Detention Or Secure Custody At The Time Of The Hearing? Note That Ch. Code Art. 408 Forbids Routine Shackling	Very rarely. If they are being held in detention at the time of juvenile hearing, the Office of Juvenile Justice officer brings them and they are in handcuffs.
District Attorney	Brian Frazier is now the District Attorney for the Parish of Caldwell.
Chief Judge of Criminal District Court	Ashley Paul Thomas is now the District Court Judge for the 37th Judicial District.
Juvenile Court Judges (Specify District of City Court)	Ashley Paul Thomas is now the District Court Judge for the 37th Judicial District. He handles all Juveniles
Drug Court Judges	We no longer have drug court.
Mental Health Court Judges	Ashley Paul Thomas is now the District Court Judge for the 37th Judicial District.
Other Specialty Court	No

Name of Specialty and Brief Description:	None
Short Term Critical Issue Areas	None
Long-Term Critical Issue Areas and other External Factors (outside of your control) that Negatively Affect the Delivery of Services in Your District	Having enough funding to provide quality IDB defense.
2024 Media Coverage and/or Major Accomplishments	None
Describe Supervisory Structure in Your District (For Attorneys and Non-Attorneys)	Louis meets with attorneys and staff on a daily basis to discuss status of cases and review work product.
Medical Benefits for Any Staff, Please Describe, Noting Who Pays For the Benefit	No
Number of Cases Involving Children Under Age 18 (prior to April 19, 2024), and Children Under Age 17 (After April 19, 2024) in Your District That Were Directly Filed in Adult Court or Transferred to Adult Court in 2024	None
Number of Cases Involving Children Under Age 18 (prior to April 19, 2024), and Children Under Age 17 (After April 19, 2024) in Your District in Which a Transfer of a Child to Adult Court was Denied	None
Please Provide the Names of All State Representatives and Senators from Your District	Representative Neil Riser and Senator Womack
What Changes Have You Implemented in Your District Office in 2024 That Have Improved the Delivery of Public Defender Services?	Mandatory attendance to CLE provided by IDB.

37th District Defender Office CY 2024 Caseloads & Outcomes

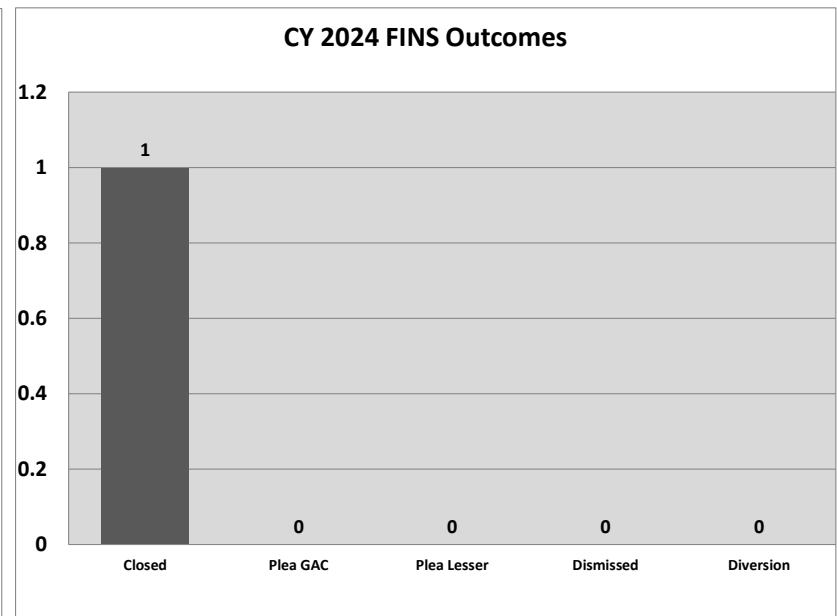
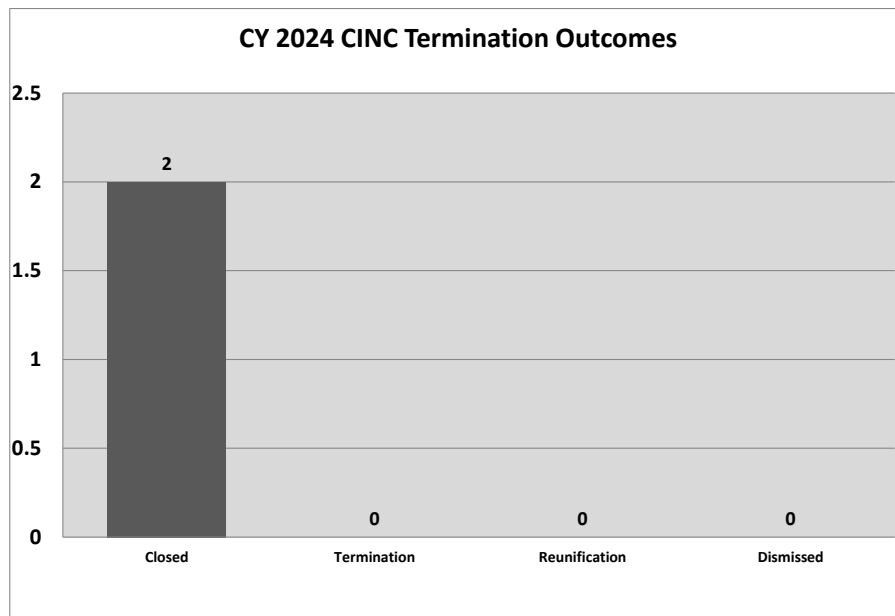
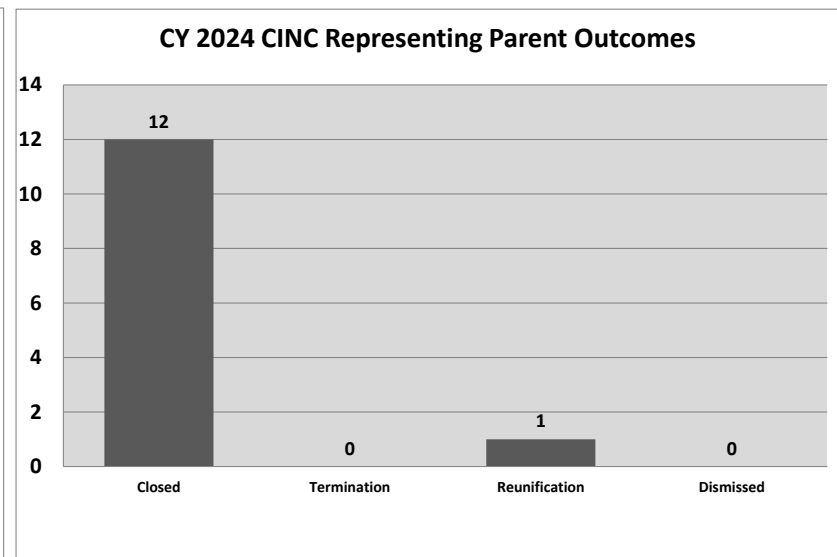
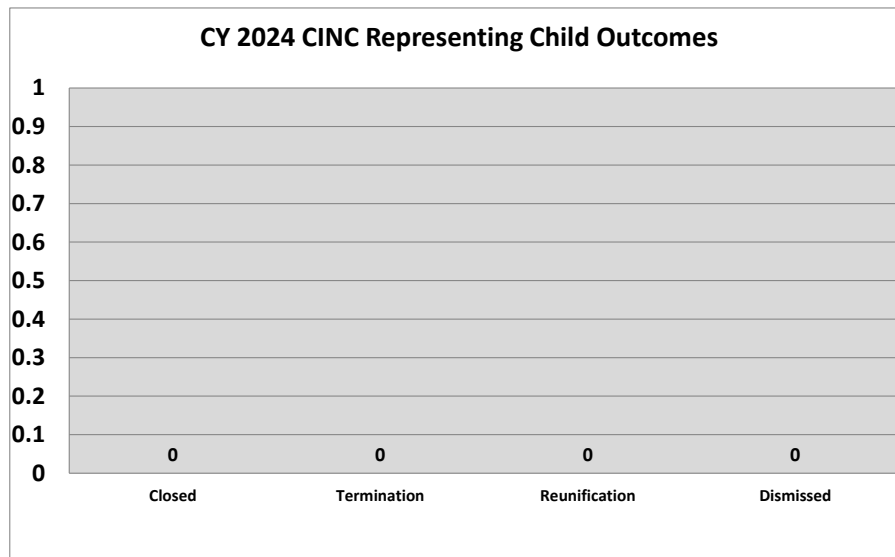
Case Type	New Cases 01/1/2024- 12/31/2024	Closed Cases 01/1/2024- 12/31/2024	Pending Cases* (# of Cases pending on 12/31/2023)	# of Cases pending on 12/31/2023 plus New Cases Received 01/1/2024- 12/31/2024	# Cases Resulting in Termination of Parental Rights	# Cases Resulting in Reunification	# Charges with Admit/Guilty Plea to Current Offense	# Charges with Plea of Guilty to Lesser Charge	# Charges Resulting in Dismissal	# Charges Resulting in Diversion or Deferred Disposition	# Jury Trials: Found Not Guilty	# Jury Trials: Found Guilty	# Judge Trials: Found Not Guilty	# Judge Trials: Found Guilty	Total Trials
Child Support	0	0	0	0	N/A	N/A	N/A	N/A	0	N/A	N/A	N/A	N/A	N/A	0
CINC-Child	0	0	0	0	0	0	N/A	N/A	0	N/A	N/A	N/A	N/A	N/A	0
CINC-Parent	6	12	19	25	0	1	N/A	N/A	0	N/A	N/A	N/A	N/A	N/A	0
Termination	0	2	2	2	0	0	N/A	N/A	0	N/A	N/A	N/A	N/A	N/A	0
FINS	0	1	1	1	N/A	N/A	0	0	0	0	N/A	N/A	N/A	N/A	0
Delinquency Misdemeanor	2	5	6	8	N/A	N/A	0	0	0	0	N/A	N/A	0	0	0
Delinquency Felony	1	0	0	1	N/A	N/A	0	0	0	0	N/A	N/A	0	0	0
Delinquency-Life	0	2	3	3	N/A	N/A	0	0	0	0	N/A	N/A	0	0	0
Juvenile Revocations	0	0	0	0	N/A	N/A	0	0	0	N/A	N/A	N/A	N/A	N/A	0
Adult Misdemeanor*	10	28	25	35	N/A	N/A	0	0	0	0	0	0	0	2	2
Adult Felony Non-LWOP**	191	241	177	368	N/A	N/A	1	0	3	0	0	0	0	8	8
Adult LWOP	0	0	0	0	N/A	N/A	0	0	0	0	0	0	0	0	0
Capital***	0	0	0	0	N/A	N/A	0	0	0	0	0	0	0	0	0
Revocations	0	2	2	2	N/A	N/A	0	0	0	0	N/A	N/A	N/A	N/A	0
PCR	0	0	0	0	N/A	N/A	N/A	N/A	N/A	N/A	N/A	N/A	0	0	0
SOAP	0	0	0	0	N/A	N/A	N/A	N/A	N/A	N/A	N/A	N/A	N/A	N/A	0

NOTE: Charges columns include all charges filed in association with a particular Case Type, regardless of each charge's severity.

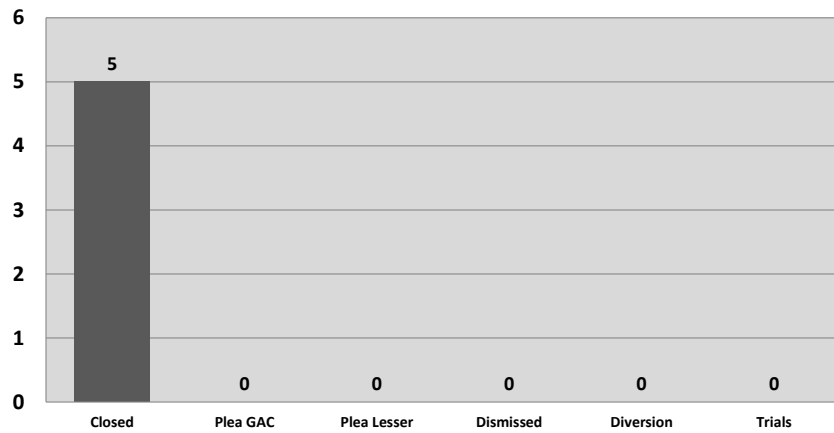
*Includes Traffic, Parish/Municipal Ordinances, Extradition and Unclassified Cases

**Life Without Parole

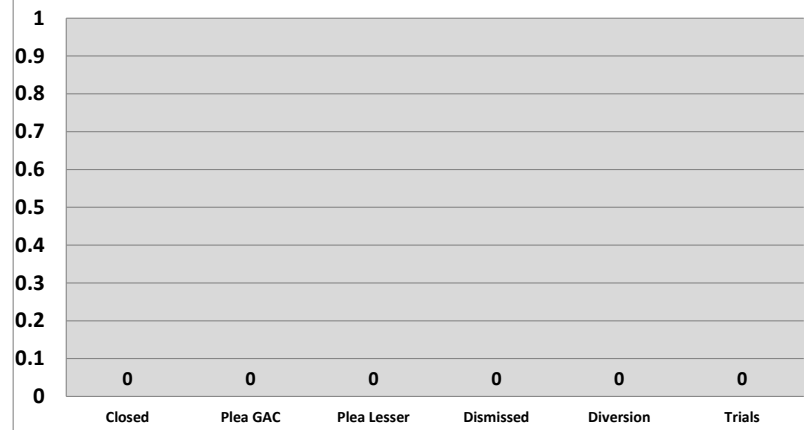
***Capital cases may include cases initially opened by the district office and transferred to a program office at some later stage in the proceedings.



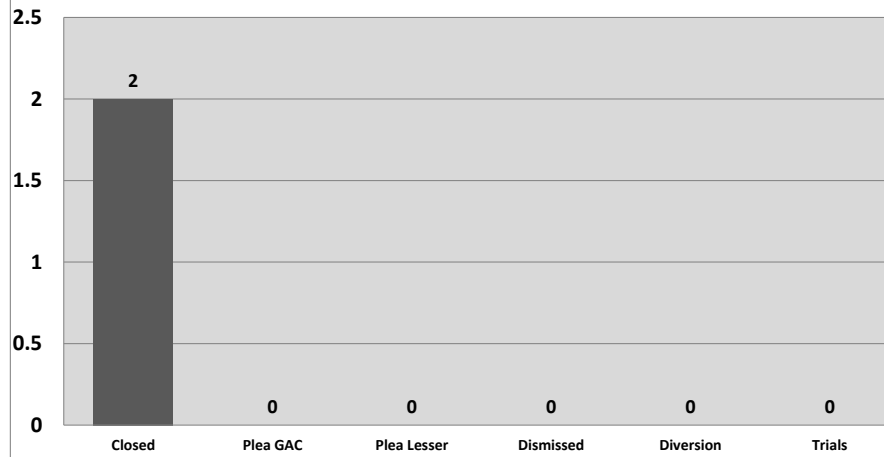
CY 2024 Delinquency Misdemeanor-Grade Outcomes

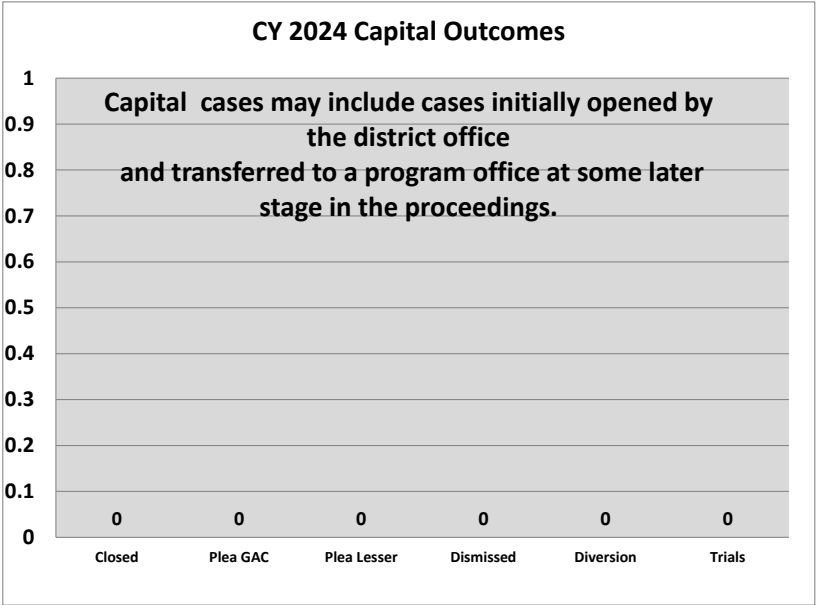
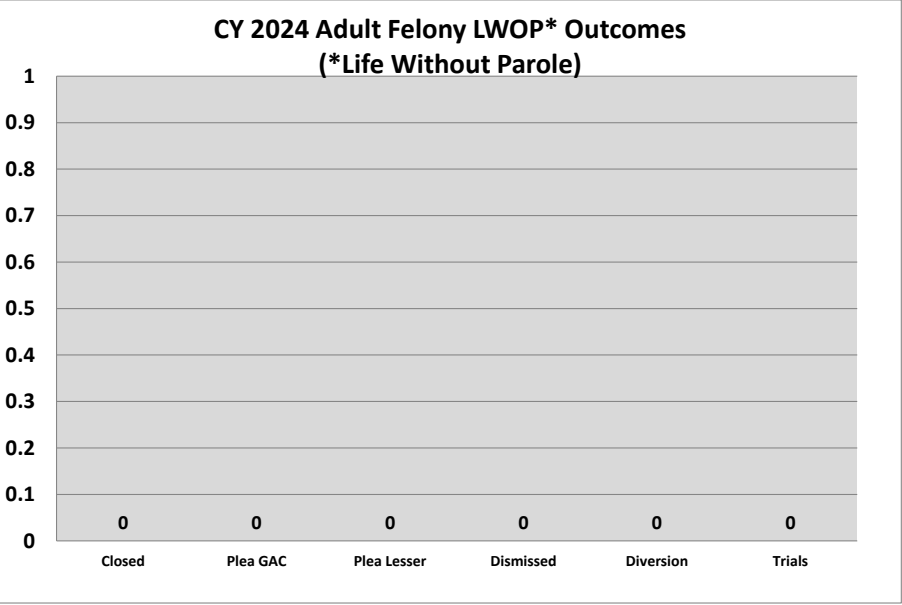
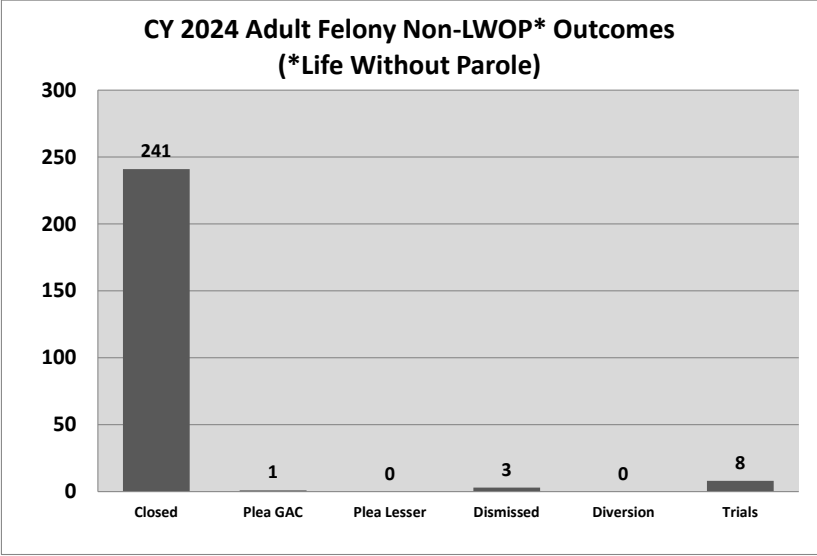
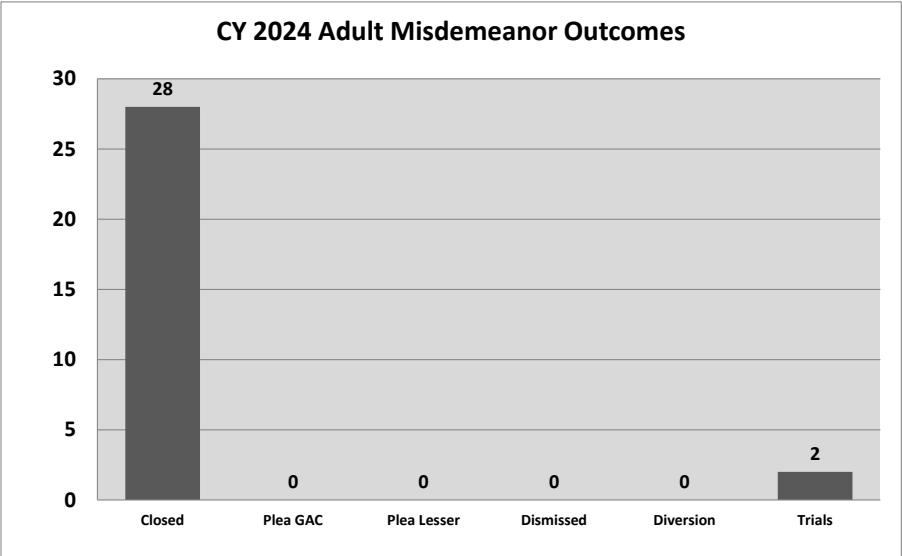


CY 2024 Delinquency Felony-Grade Outcomes



CY 2024 Delinquency Life Outcomes

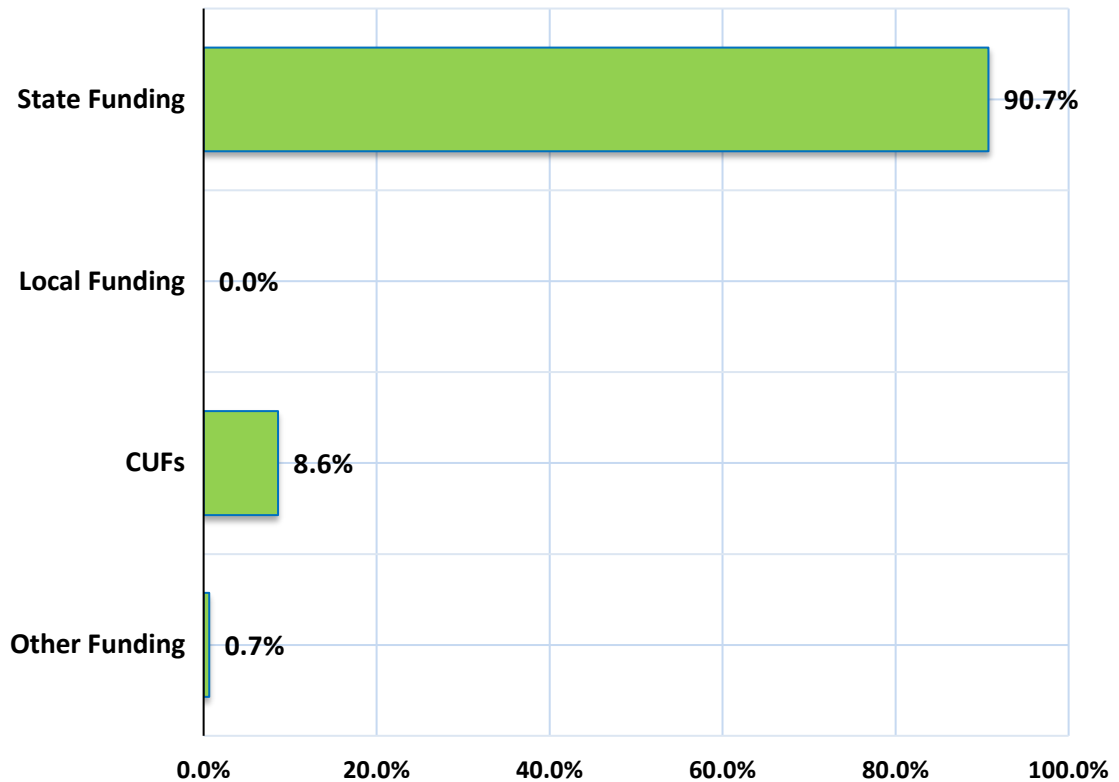




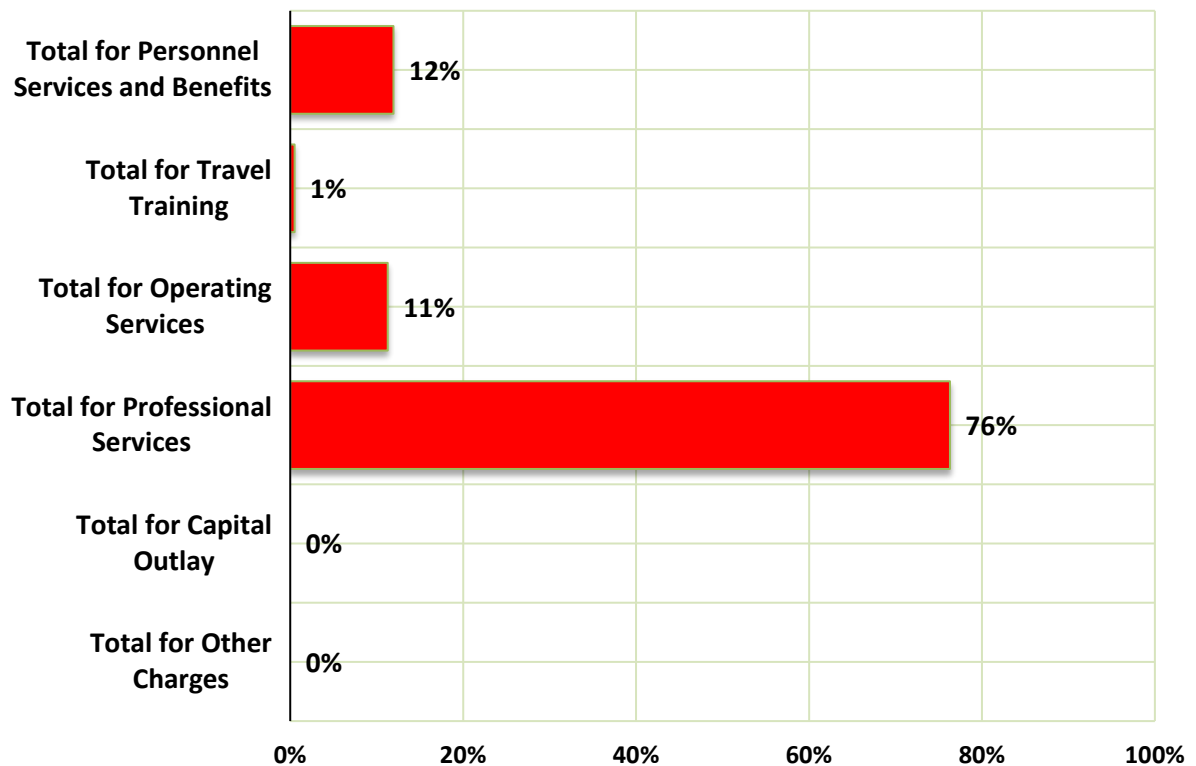
District 37 CY2024	Total CY2024
District Defender: Louis V. Champagne	
REVENUE	
Federal Government	
Grants - Direct	-
Grants - Indirect (pass thru State)	-
Total for Federal Government	-
State Government	
Department of Corrections	-
Child in Need of Care (CINC)	-
District Assistance Fund (DAF)	261,649.91
Supplemental/Emergency Funds	16,739.00
Grants	-
Other State Income -List source(s)	-
Total for State Government	278,388.91
Local Government	
Appropriations - General	-
Appropriations - Special	-
Taxes - Millages, Sales, Special, & Other	-
Condition of Probation	-
Criminal Bond Fees [\$2 per bonded case as per 15:85.1] and Surety Bond Licensing Fees [per 22:822 B]	-
Traffic Camera	-
Grants	-
Other Local Income -List source(s)	-
\$45 Special Court Costs [R.S. 15:168.B(1)] and \$35 Mayor's Court Costs	-
Criminal District Court	4,700.00
City & City-Ward Courts	-
Judicial District Courts	-
Juvenile Court	-
Mayor's Court (\$35 Special Court Costs for Mayor's Court Only)	3,683.00
Magistrates' Courts	-
Municipal Court	200.00
Parish Courts	750.00
Traffic Court	-
Non-itemized, lump sum collected and remitted by all courts	-
Non-Itemized lump sum assessed by the court; collected and remitted by the Sheriff(s)	14,489.16
Non-Itemized lump sum assessed by the court; collected and remitted by the Police Juries	-
Total for \$45 Special Court Costs [R.S. 15:168.B(1)] and \$35 Mayor's Court Costs	23,822.16
Charges For Services	
\$40 Indigent Defense Application Fees [as per 15:175 A (1)(f)]	2,600.00
Partial Attorney Fees Reimbursements [as per 15:176]	-
Other Reimbursements	1,361.03
Other Local Income -List source(s)	-
Total for Charges For Services	3,961.03
Total for Local Government	27,783.19
Investment Earnings	
Interest Income	-
Other Investment Income - List source(s)	-
Total for Investment Earnings	-
Other Sources (Grants & Contributions)	
Non-Profit Organizations	-
Private Organizations	-
Corporate	-
Other - List source(s)	685.36
Total for Other Sources (Grants & Contributions)	685.36
Total for REVENUE	306,857.46

District 37 CY2024	Total CY2024
District Defender: Louis V. Champagne	
EXPENDITURES	
Personnel Services and Benefits	
Salaries	39,219.51
Accrued Leave	-
Payroll Taxes	3,251.90
Hospitalization and Disability Insurance	-
Retirement	-
Other	-
Total for Personnel Services and Benefits	42,471.41
Travel/Training	
Parking/Auto Tolls	-
Travel/Lodging/Per Diem/Mileage	1,783.00
Total for Travel/Training	1,783.00
Operating Services	
Advertisements	-
Workers' Compensation	-
Insurance - Malpractice	-
Insurance - Auto/Physical Liability	-
Insurance - Other	-
Lease - Office	10,426.28
Lease - Auto/Equipment	-
Lease - Other	-
Office Repair and Maintenance	3,300.00
Office - Telephone/Utilities/Postage/Internet	6,698.76
Dues and Seminars	1,114.50
Law Library/Journals/Subscriptions	853.54
Office Supplies	17,796.18
Total for Operating Services	40,189.26
Professional Services	
Audit/Accounting Expense	9,800.00
Contract Clerical	-
Expert Witness	-
Investigators	13,650.00
Interpreters	-
Social Workers	-
Capital Representation	-
Conflict	22,708.38
Contract - Juvenile Attorneys or CINC	27,000.02
Misdemeanor Attorney Contracts	-
Contract Attorneys - all other	198,521.23
IT/Technical Support	-
Total for Professional Services	271,679.63
Capital Outlay	
Major Acquisitions	-
Total for Capital Outlay	-
Other Charges	
Other Operating Expenses	-
Total for Other Charges	-
Total for EXPENDITURES	356,123.30
<p>"Note that some data in this report may change due to district corrections or revisions."</p>	

CY24 REVENUES



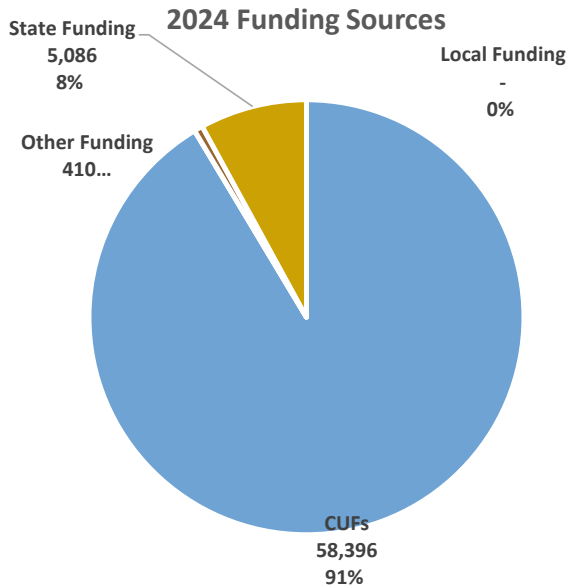
CY24 EXPENDITURES



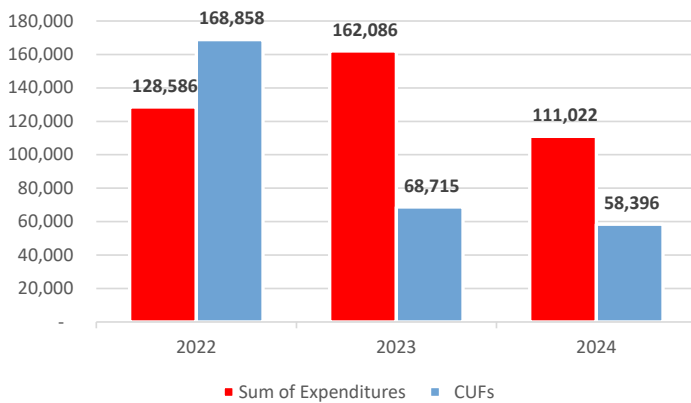
In 2024, the 38th Judicial District Office of the Public Defender received \$63,891 in total revenues. Of the total revenues received, 91% of funding was derived from Conviction and User Fees (CUFs), which significantly exceeds the statewide average of 31%. Only eight percent of district office funding was derived from state supplemental assistance.

Statutory Conviction and User Fees (CUFs) Judicial District Indigent Defender Fund

Revenue Stream	Statutory Authority
Special Court Costs (\$45)	R.S. 15:168(B)
Mayor's Court	R.S. 33:441)
Application Fee (\$40)	R.S. 15:175)
Partial Reimbursement	R.S. 15:176)
Bond Forfeiture	R.S. 15:571.11)
Civil Forfeiture (RICO)	R.S. 15:1356)
Posting of Criminal Bond (\$2)	R.S. 15:85.1)
Commercial Surety Bonds (\$45)	R.S. 22:822)



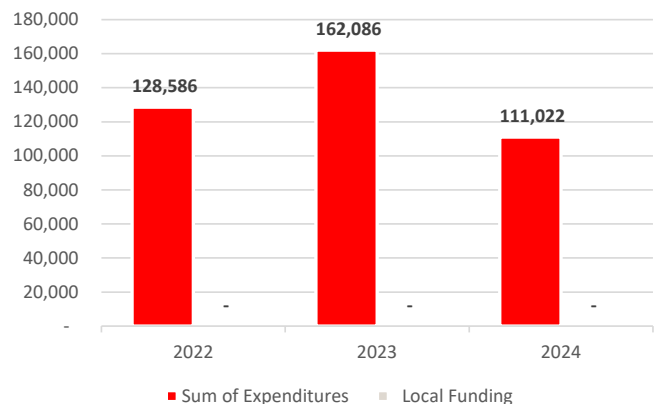
Comparison of 2024 Expenditures to CUFs



Louisiana's Public Defense System is intended to be funded primarily by Conviction and User Fees (CUFs). CUFs are comprised of eight statutes that require district court judges, city court judges, and mayors to assess fines or fees on people who have been convicted of a crime, traffic violation, or ordinance. CUFs are also generated by other actions in the criminal justice system such as bond fees, forfeitures, and application fees.

In the 38th District, while CUF collections account for 91% of the district's funding, they only account for 52.6% of the office's expenses.

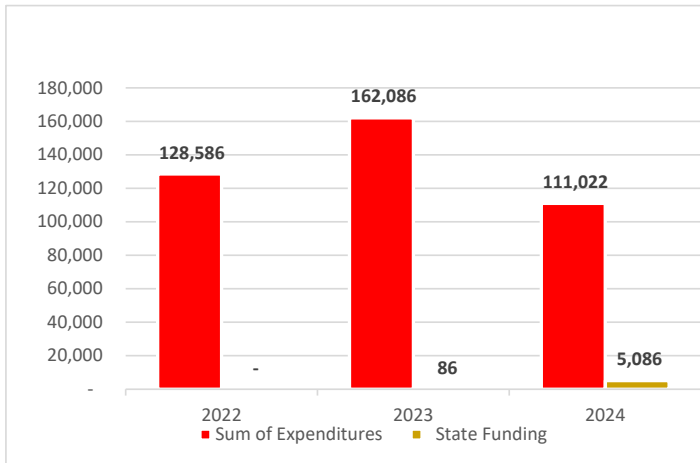
Comparison of 2024 Expenditures to Local Revenues



In 2024, the 38th District Office of the Public Defender did not receive funding from the local governments or criminal justice system.

However, the office receives in-kind support in the form of office space within the Cameron Parish courthouse. Staff also receive health insurance from the parish. This in-kind support has an estimated value of \$48,000.

Comparison of 2024 Expenditures to State Funding



The failure of the public defender's system unstable funding stream that has resulted in an increased reliance on state supplemental assistance for solvency in jurisdictions across the state, has led to the 38th Judicial District Office of the Public Defender receiving limited supplemental state assistance.

State resources have gone towards ensuring solvency in other parts of the state. During Calendar Year 2024, the office received state funding totaling only 4.6% of the office's expenditures. The difference between total revenues and expenditures was covered by the district's fund balance.

The 38th Judicial District Office of the Public Defender is a single-parish district comprised of Cameron Parish.

Public Defender's represent indigent persons accused of a crime or involved in Child in Need of Care matters in 1 section of court.

In the 38th Judicial District, Public Defenders handle juvenile delinquency, Child in Need of Care, misdemeanor, and felony cases.

Number of Parishes in the
Judicial District

Number of Weighted
Sections of Court

1

1

District 38 Total Cases Handled
in 2024 → 257

Individuals
Represented in CY24 → 179

Adult Misdemeanors

Adult Felonies &
LWOPs

Delinq. & FINS
Cases

CINC &
Termination

62

191

4

0

During Calendar Year 2024, the 38th Judicial District Office of the Public Defender represented 179 individuals in 257 total cases. Undoubtedly, a significant portion of the cases handled during 2024 were rooted in the effects of Louisiana's mental health and substance abuse crises. As the Office of the State Public Defender seeks a stable, reliable, and adequate funding stream that is not reliant on Conviction and User Fees (CUFs) we also seek to have a criminal justice system that we can pay for. A system that focuses on non-carceral rehabilitative interventions when appropriate.



THE 38TH JDC PUBLIC DEFENDERS' OFFICE

Parish(es) & Seat(s)	Cameron - Cameron
Population	4,768
District Defender	Harry Fontenot
Years as District Defender	12
Before Becoming District Defender, Years in Public Defense	26
Does the District Defender Maintain a Private Practice? If NO, Simply Enter a Zero. If Yes, Enter the Number of Estimated Hours Per Month on Average	0
Office Manager	Kristin Saltzman
Primary Office Street Address	148 Smith Circle
City	Cameron
ZIP	70631
Days of Week Open (M-F) and Office Hours (am -pm)	By appointment
Primary Phone	337-775-8131
Primary Mailing Address	148 Smith Circle, Cameron, La. 70631
Primary Fax Number	337-775-8136
Primary Emergency Contact	Harry Fontenot
Primary Emergency Phone	337-405-9771
Secondary Emergency Contact	Mike McHale
Secondary Emergency Phone	337-513-2720
Other District Office(s) Physical and Mailing Addresses and Phone Numbers	PO Box 764, Cameron, La. 70631
Other District Office Contact Personnel (Primary Only)	Mike McHale 337-513-8131
Name of Owner(s) of Office(s)/Building (i.e., Lessor)	Cameron Parish Police Jury
If The Office Does Not Own Its Building(s) AND Pays No Rent, Indicate The Source Of Office Space Support	parish provides
Total Annual Cash Support by Local Appropriation or Tax/Millage (indicate if this figure is an estimate)	N/A
# And Job Titles Of All Staff Whose Wages Are Provided By Local Government	N/A
Total PDO Staff Costs <u>Provided by Local Government</u>	N/A

# of Workers with Retirement Benefits <u>Paid by Local Government</u>	2
Total Annual Cost of Retirement Benefits <u>Paid by Local Government</u> (if unknown enter "UNK")	UNK
# of Workers with Health Benefits Paid by Local Government	2
Total Annual Cost of Health Benefits Paid by Local Government (if unknown enter "UNK")	Approximately \$30,000
List Any Other Local In-Kind Contributions Or Other Support From Local Government	Office Space
Courts and Locations	38th JDC, Cameron, LA
Number of Divisions/Sections of Criminal Court for Each Court in District (Include District Court, CRIMINAL District Court, City Court, Municipal Court, Mayor's Court, etc.) For Which your Office Provides Representation	One division with both adult and juvenile sections.
Name of Adult Detention Facilities in This District	Cameron Parish Jail
Name of Adult Detention Facilities Outside the District Which Hold Clients	N/A
Name of Juvenile Detention Facilities In This District	N/A
Name of Juvenile Detention Facilities Outside the District Which Hold Clients	N/A
Do Your Courts Routinely Bring Juveniles Before The Judge In Shackles If They Are Being Held In Detention Or Secure Custody At The Time Of The Hearing? Note That Ch. Code Art. 408 Forbids Routine Shackling	No. Juveniles are usually not held in detention and appear with their parents for court. They are not shackled since they are not in custody.
District Attorney	Thomas Barrett
Chief Judge of Criminal District Court	Penelope Richard
Juvenile Court Judges (Specify District of City Court)	Penelope Richard
Drug Court Judges	Penelope Richard
Mental Health Court Judges	N/A
Other Specialty Court	1
Name of Specialty and Brief Description:	DWI COURT
Short Term Critical Issue Areas	Adequate Funding
Long-Term Critical Issue Areas and other External Factors (outside of your control) that Negatively Affect the Delivery of Services in Your District	The Sheriff's Department is writing only a fraction of tickets of the past years. The LNG construction has ended and the future projects were rejected by the Biden Administration. Our surplus fund is 1/2 of what it was and is rapidly depleting. Also, with the new DA, we are seeing many more conflicts and are having to pay more attorneys to handle cases in the parish. All attorneys are from outside the parish.

2024 Media Coverage and/or Major Accomplishments	N/A
Describe Supervisory Structure in Your District (For Attorneys and Non-Attorneys)	The District Defender supervises all contract attorneys.
Medical Benefits for Any Staff, Please Describe, Noting Who Pays For the Benefit	The Cameron Parish Police Jury began paying Medical Benefits for DD Harry Fontenot and Attorney Michael McHale. Retirement Benefits are also included and the CPPJ is paying for those benefits as well.
Number of Cases Involving Children Under Age 18 (prior to April 19, 2024), and Children Under Age 17 (After April 19, 2024) in Your District That Were Directly Filed in Adult Court or Transferred to Adult Court in 2024	0
Number of Cases Involving Children Under Age 18 (prior to April 19, 2024), and Children Under Age 17 (After April 19, 2024) in Your District in Which a Transfer of a Child to Adult Court was Denied	0
Please Provide the Names of All State Representatives and Senators from Your District	Senator Mark Abraham, Senator Mike Reese, Representative Ryan Bourriaque
What Changes Have You Implemented in Your District Office in 2024 That Have Improved the Delivery of Public Defender Services?	N/A

38th District Defender Office CY 2024 Caseloads & Outcomes


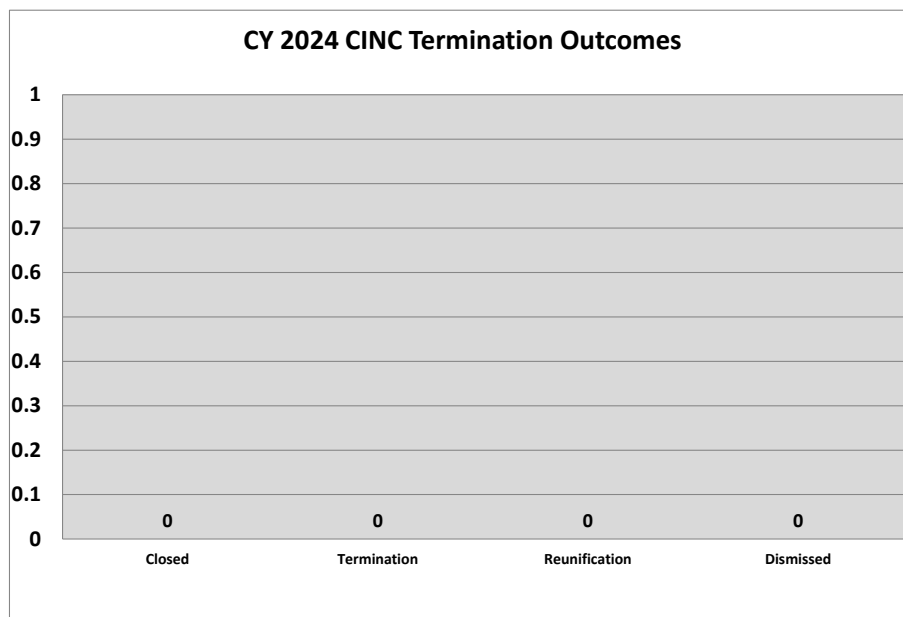
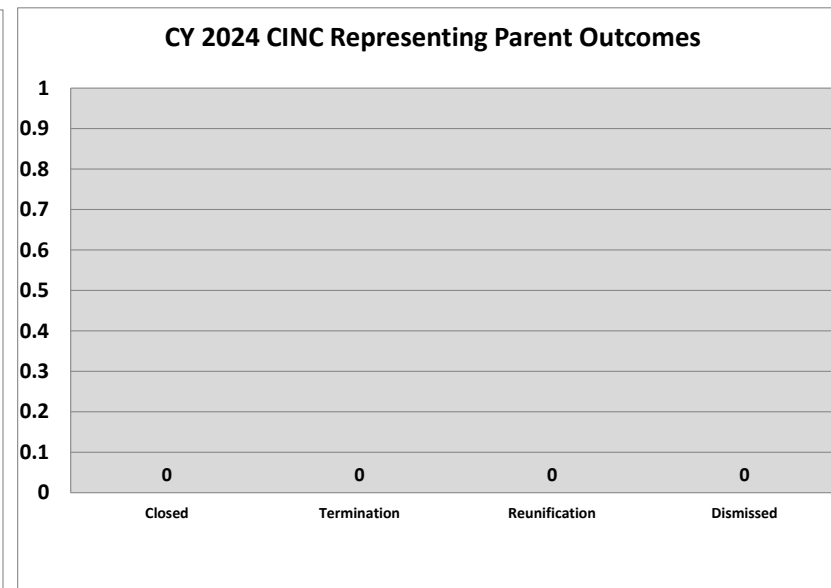
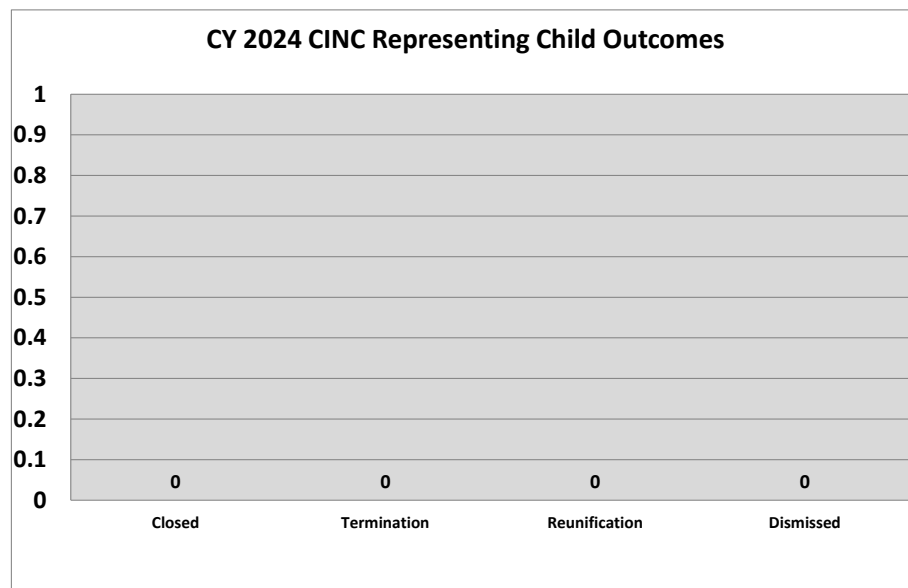
Case Type	New Cases 01/1/2024- 12/31/2024	Closed Cases 01/1/2024- 12/31/2024	Pending Cases* (# of Cases pending on 12/31/2023)	# of Cases pending on 12/31/2023 plus New Cases Received 01/1/2024- 12/31/2024	# Cases Resulting in Termination of Parental Rights	# Cases Resulting in Reunification	# Charges with Admit/Guilty Plea to Current Offense	# Charges with Plea of Guilty to Lesser Charge	# Charges Resulting in Dismissal	# Charges Resulting in Diversion or Deferred Disposition	# Jury Trials: Found Not Guilty	# Jury Trials: Found Guilty	# Judge Trials: Found Not Guilty	# Judge Trials: Found Guilty	Total Trials
Child Support	0	0	0	0	N/A	N/A	N/A	N/A	0	N/A	N/A	N/A	N/A	N/A	0
CINC-Child	0	0	0	0	0	0	N/A	N/A	0	N/A	N/A	N/A	N/A	N/A	0
CINC-Parent	0	0	0	0	0	0	N/A	N/A	0	N/A	N/A	N/A	N/A	N/A	0
Termination	0	0	0	0	0	0	N/A	N/A	0	N/A	N/A	N/A	N/A	N/A	0
FINS	0	0	0	0	N/A	N/A	0	0	0	0	N/A	N/A	N/A	N/A	0
Delinquency Misdemeanor	1	1	1	2	N/A	N/A	0	0	0	0	N/A	N/A	0	0	0
Delinquency Felony	1	1	1	2	N/A	N/A	0	0	0	0	N/A	N/A	0	0	0
Delinquency-Life	0	0	0	0	N/A	N/A	0	0	0	0	N/A	N/A	0	0	0
Juvenile Revocations	0	0	0	0	N/A	N/A	0	0	0	N/A	N/A	N/A	N/A	N/A	0
Adult Misdemeanor*	25	39	37	62	N/A	N/A	11	0	62	0	0	0	0	0	0
Adult Felony Non-LWOP**	76	116	115	191	N/A	N/A	66	13	182	0	0	0	0	0	0
Adult LWOP	0	0	0	0	N/A	N/A	0	0	0	0	0	0	0	0	0
Capital***	0	0	0	0	N/A	N/A	0	0	0	0	0	0	0	0	0
Revocations	0	0	0	0	N/A	N/A	0	0	0	0	N/A	N/A	N/A	N/A	0
PCR	0	0	0	0	N/A	N/A	N/A	N/A	N/A	N/A	N/A	N/A	0	0	0
SOAP	0	0	0	0	N/A	N/A	N/A	N/A	N/A	N/A	N/A	N/A	N/A	N/A	0

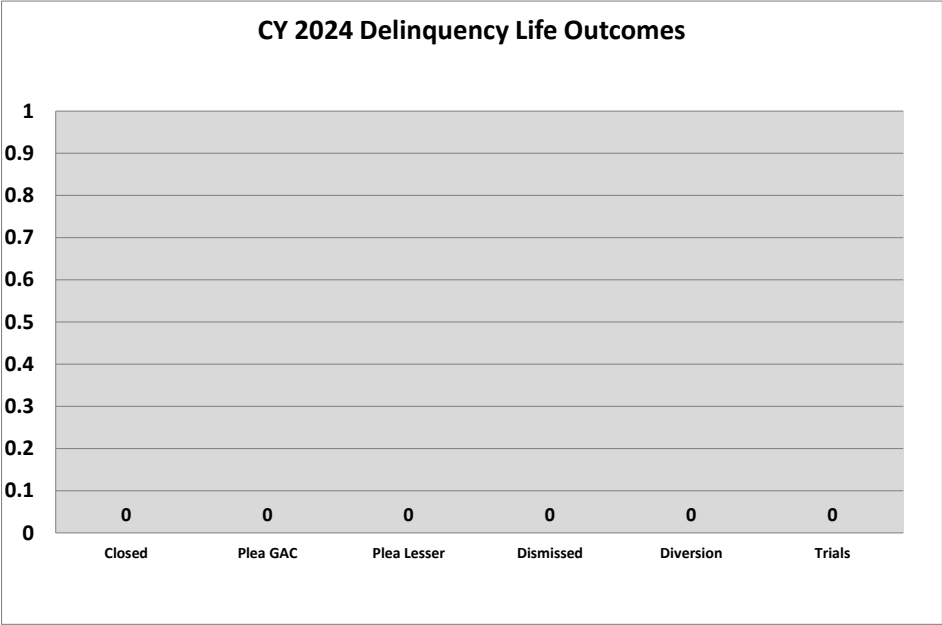
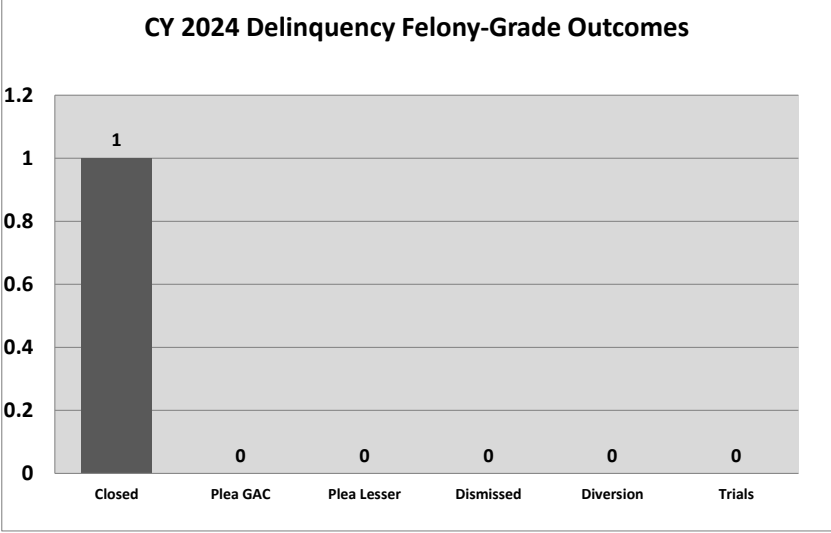
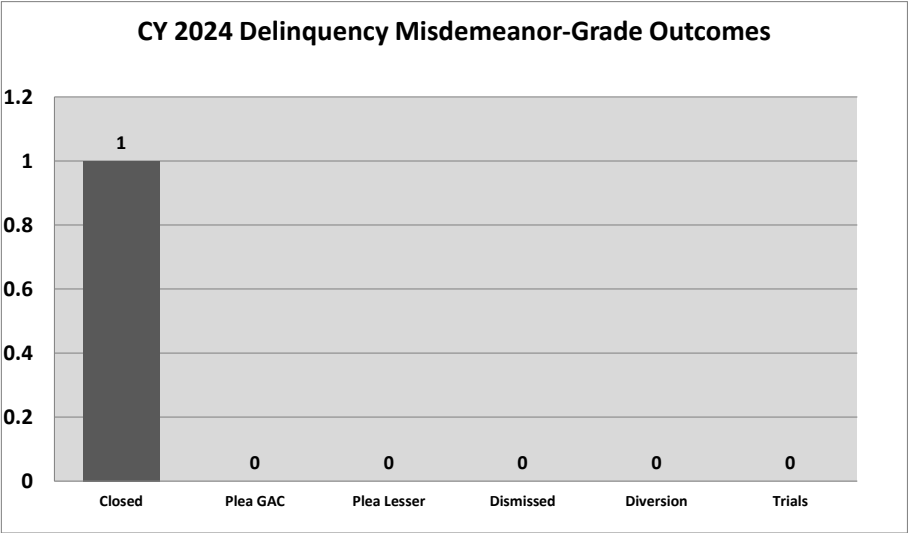
NOTE: Charges columns include all charges filed in association with a particular Case Type, regardless of each charge's severity.

*Includes Traffic, Parish/Municipal Ordinances, Extradition and Unclassified Cases

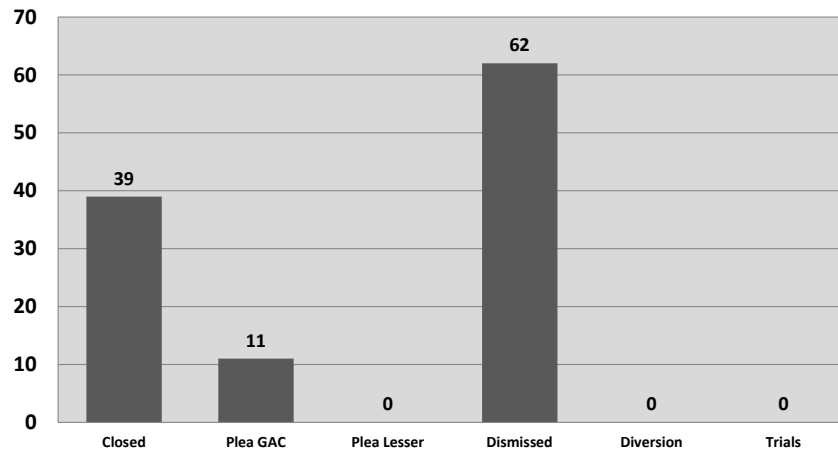
**Life Without Parole

***Capital cases may include cases initially opened by the district office and transferred to a program office at some later stage in the proceedings.

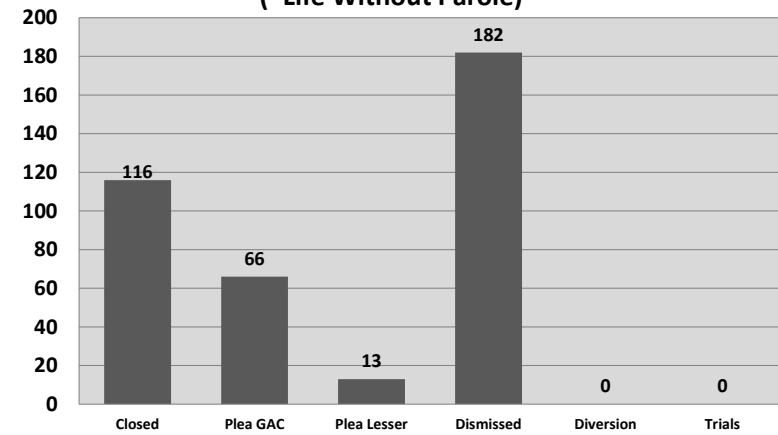




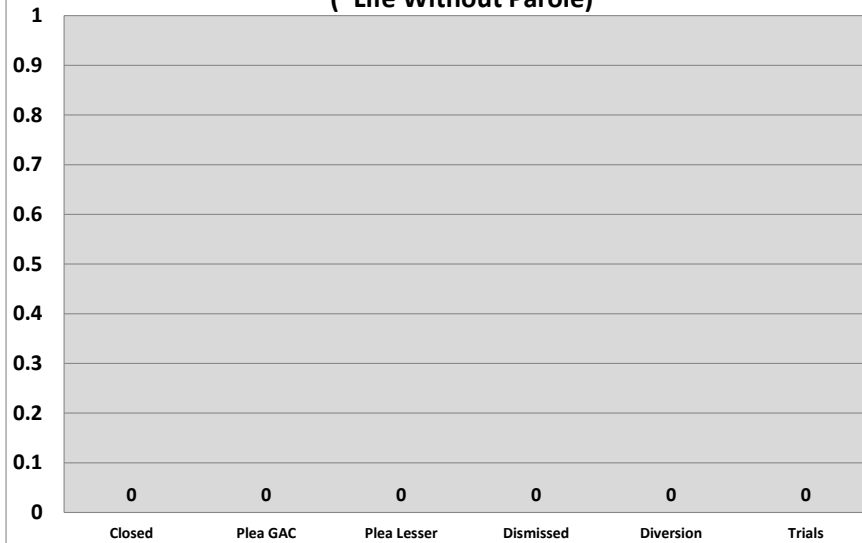
CY 2024 Adult Misdemeanor Outcomes



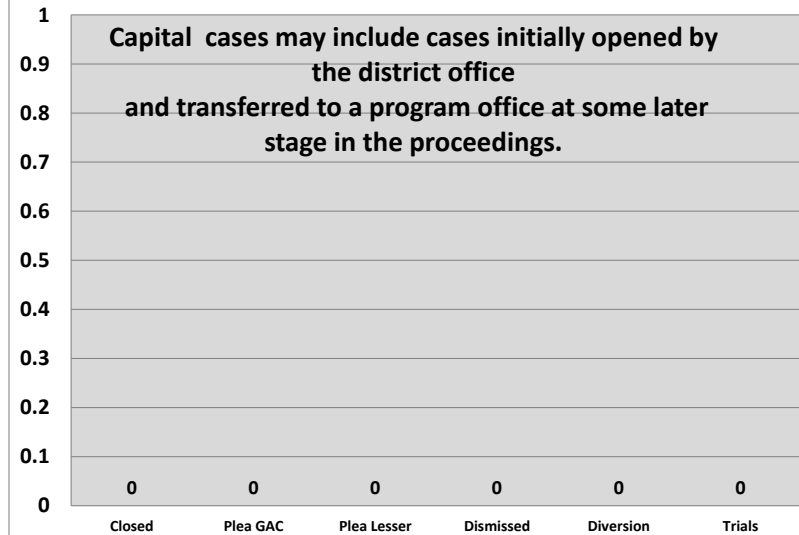
**CY 2024 Adult Felony Non-LWOP* Outcomes
(*Life Without Parole)**



**CY 2024 Adult Felony LWOP* Outcomes
(*Life Without Parole)**



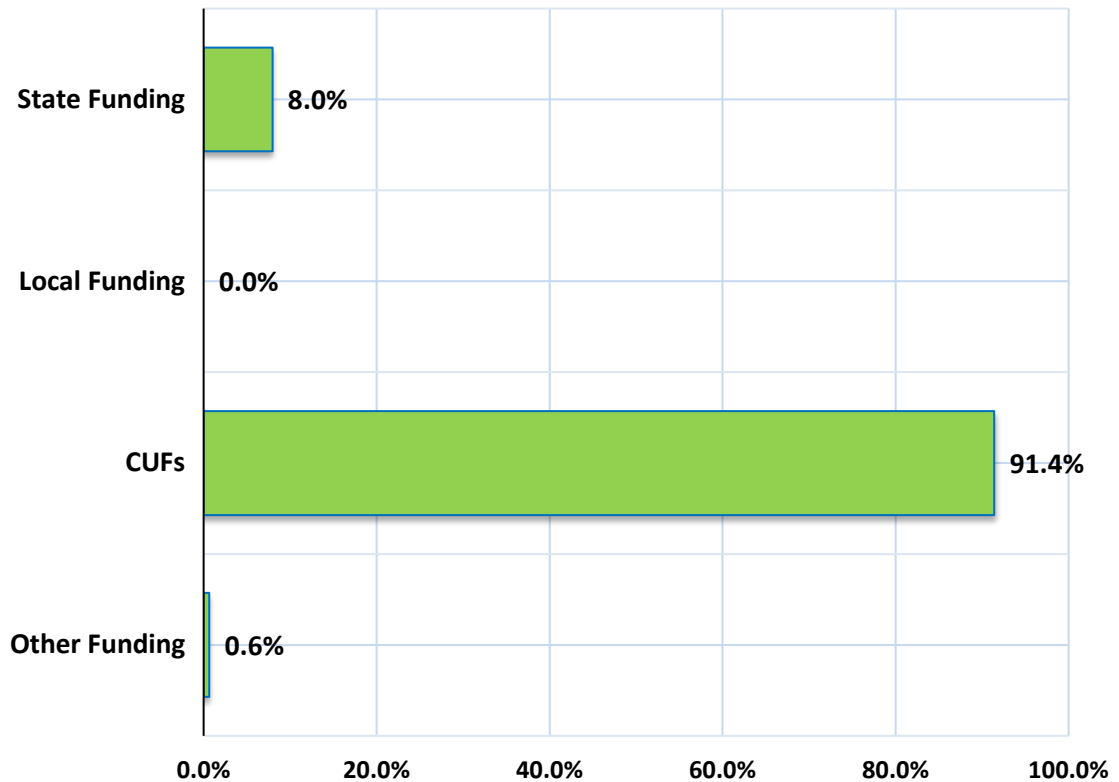
CY 2024 Capital Outcomes



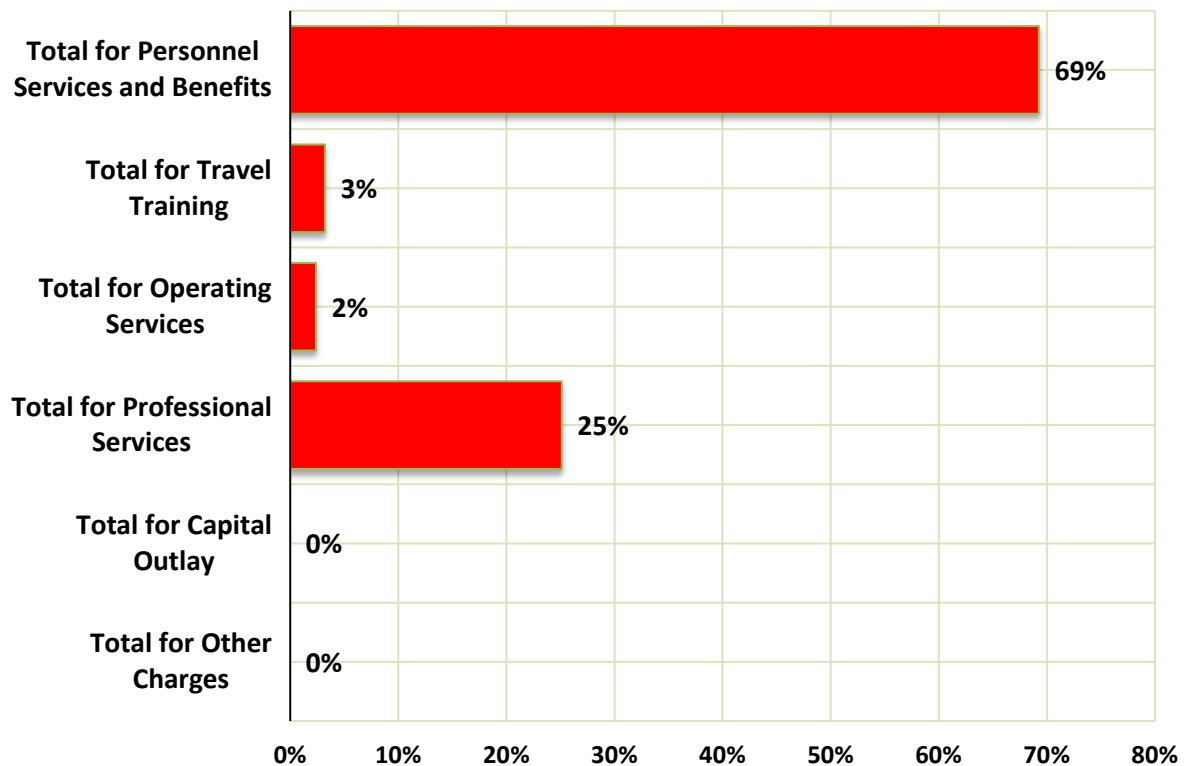
District 38 CY2024	Total CY2024
District Defender: Harry Fontenot	
REVENUE	
Federal Government	
Grants - Direct	-
Grants - Indirect (pass thru State)	-
Total for Federal Government	-
State Government	
Department of Corrections	-
Child in Need of Care (CINC)	-
District Assistance Fund (DAF)	5,085.56
Supplemental/Emergency Funds	-
Grants	-
Other State Income -List source(s)	-
Total for State Government	5,085.56
Local Government	
Appropriations - General	-
Appropriations - Special	-
Taxes - Millages, Sales, Special, & Other	-
Condition of Probation	-
Criminal Bond Fees [\$2 per bonded case as per 15:85.1] and Surety Bond Licensing Fees [per 22:822 B]	5,203.75
Traffic Camera	-
Grants	-
Other Local Income -List source(s)	-
\$45 Special Court Costs [R.S. 15:168.B(1)] and \$35 Mayor's Court Costs	-
Criminal District Court	-
City & City-Ward Courts	-
Judicial District Courts	-
Juvenile Court	-
Mayor's Court (\$35 Special Court Costs for Mayor's Court Only)	-
Magistrates' Courts	-
Municipal Court	-
Parish Courts	-
Traffic Court	-
Non-itemized, lump sum collected and remitted by all courts	-
Non-Itemized lump sum assessed by the court; collected and remitted by the Sheriff(s)	49,082.63
Non-Itemized lump sum assessed by the court; collected and remitted by the Police Juries	-
Total for \$45 Special Court Costs [R.S. 15:168.B(1)] and \$35 Mayor's Court Costs	49,082.63
Charges For Services	
\$40 Indigent Defense Application Fees [as per 15:175 A (1)(f)]	2,110.00
Partial Attorney Fees Reimbursements [as per 15:176]	2,000.00
Other Reimbursements	-
Other Local Income -List source(s)	-
Total for Charges For Services	4,110.00
Total for Local Government	58,396.38
Investment Earnings	
Interest Income	408.69
Other Investment Income - List source(s)	-
Total for Investment Earnings	408.69
Other Sources (Grants & Contributions)	
Non-Profit Organizations	-
Private Organizations	-
Corporate	-
Other - List source(s)	0.96
Total for Other Sources (Grants & Contributions)	0.96
Total for REVENUE	63,891.59

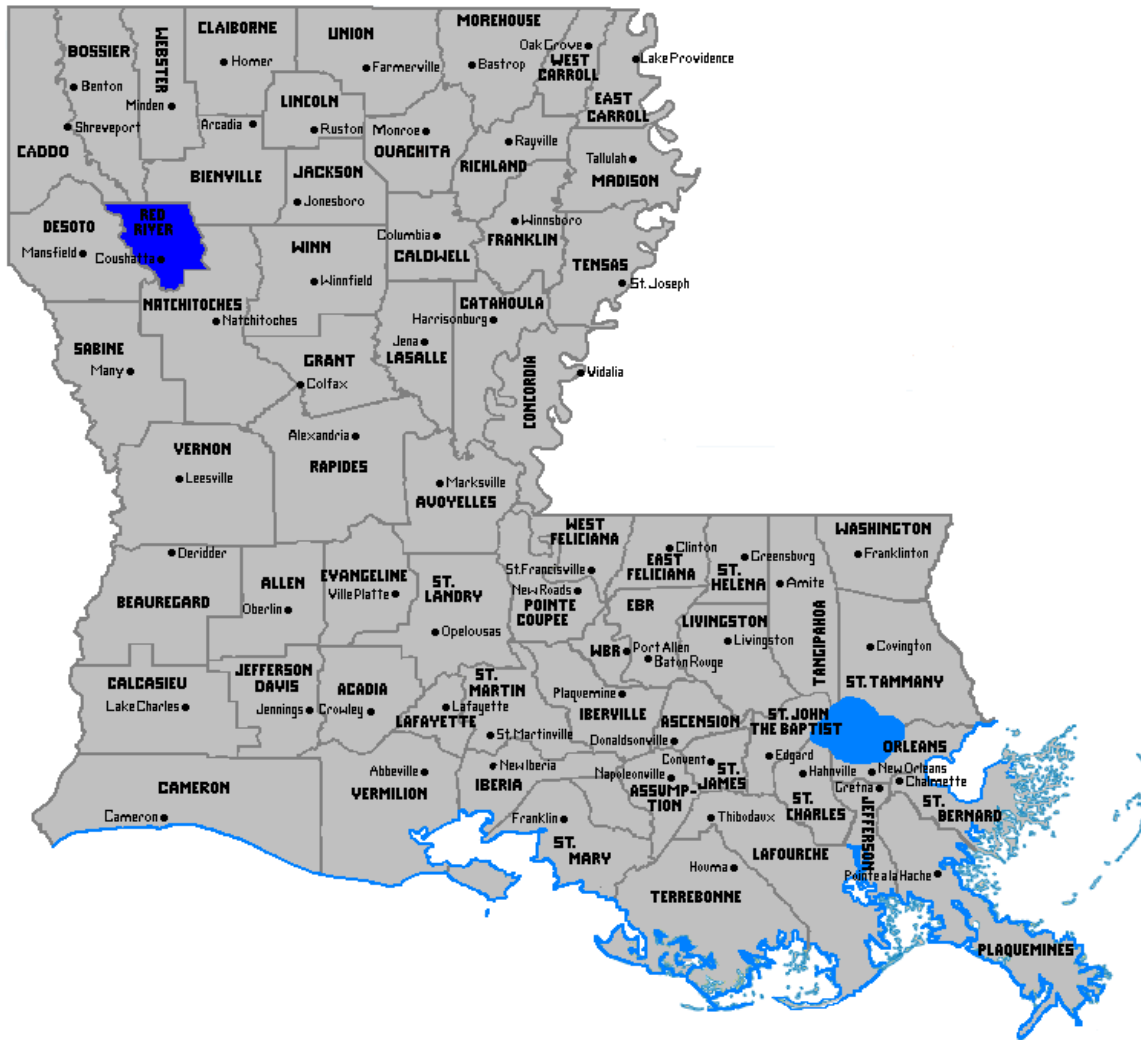
District 38 CY2024	Total CY2024
District Defender: Harry Fontenot	
EXPENDITURES	
Personnel Services and Benefits	
Salaries	69,050.02
Accrued Leave	-
Payroll Taxes	1,187.98
Hospitalization and Disability Insurance	-
Retirement	6,670.04
Other	0.96
Total for Personnel Services and Benefits	76,909.00
Travel/Training	
Parking/Auto Tolls	52.02
Travel/Lodging/Per Diem/Mileage	3,520.53
Total for Travel/Training	3,572.55
Operating Services	
Advertisements	-
Workers' Compensation	75.76
Insurance - Malpractice	-
Insurance - Auto/Physical Liability	-
Insurance - Other	1,225.00
Lease - Office	-
Lease - Auto/Equipment	-
Lease - Other	-
Office Repair and Maintenance	468.00
Office - Telephone/Utilities/Postage/Internet	673.51
Dues and Seminars	100.00
Law Library/Journals/Subscriptions	-
Office Supplies	107.96
Total for Operating Services	2,650.23
Professional Services	
Audit/Accounting Expense	1,650.00
Contract Clerical	12,000.00
Expert Witness	-
Investigators	-
Interpreters	-
Social Workers	-
Capital Representation	-
Conflict	14,239.75
Contract - Juvenile Attorneys or CINC	-
Misdemeanor Attorney Contracts	-
Contract Attorneys - all other	-
IT/Technical Support	-
Total for Professional Services	27,889.75
Capital Outlay	
Major Acquisitions	-
Total for Capital Outlay	-
Other Charges	
Other Operating Expenses	-
Total for Other Charges	-
Total for EXPENDITURES	111,021.53
<p style="color: red;">"Note that some data in this report may change due to district corrections or revisions."</p>	

CY24 REVENUES



CY24 EXPENDITURES

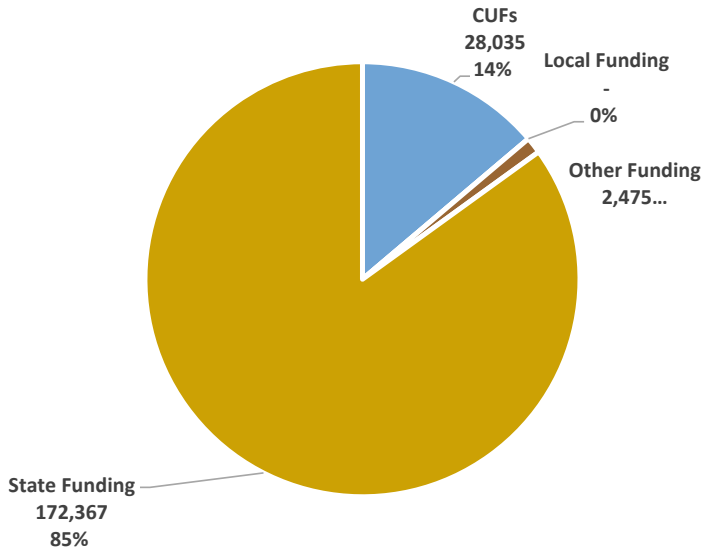




THE 39TH JUDICIAL DISTRICT
PUBLIC DEFENDERS' OFFICE
RED RIVER (COUSHATTA)

DISTRICT DEFENDER: BRIAN C. MCRAE
94 POLK STREET, SUITE 202
MANSFIELD, LA 71052
(318) 872-2973

2024 Funding Sources

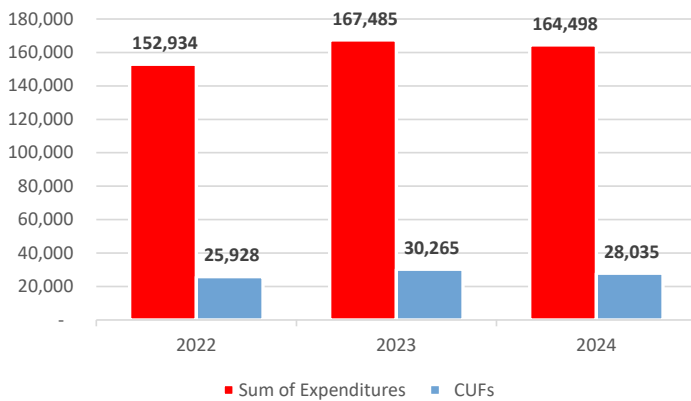


In 2024, the 39th Judicial District Office of the Public Defender received \$202,876.72 in total revenues. Of the total revenues received, only 14% of funding was derived from Conviction and User Fees (CUFs). Eighty-five percent of district office funding was derived from state supplemental assistance.

Statutory Conviction and User Fees (CUFs) Judicial District Indigent Defender Fund

Revenue Stream	Statutory Authority
Special Court Costs (\$45)	R.S. 15:168(B)
Mayor's Court	R.S. 33:441)
Application Fee (\$40)	R.S. 15:175)
Partial Reimbursement	R.S. 15:176)
Bond Forfeiture	R.S. 15:571.11)
Civil Forfeiture (RICO)	R.S. 15:1356)
Posting of Criminal Bond (\$2)	R.S. 15:85.1)
Commercial Surety Bonds (\$45)	R.S. 22:822)

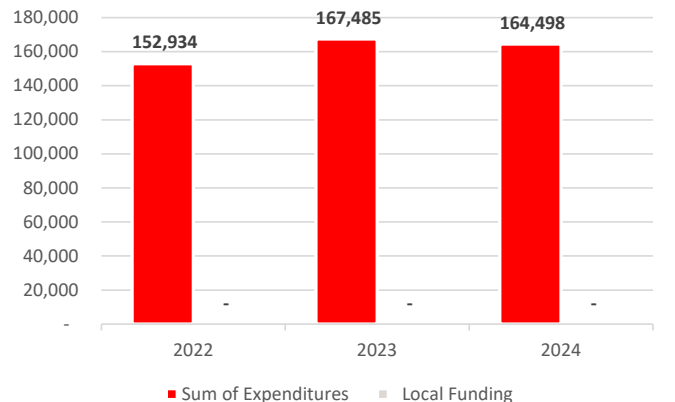
Comparison of 2024 Expenditures to CUFs



Louisiana's Public Defense System is intended to be funded primarily by Conviction and User Fees (CUFs). CUFs are comprised of eight statutes that require district court judges, city court judges, and mayors to assess fines or fees on people who have been convicted of a crime, traffic violation, or ordinance. CUFs are also generated by other actions in the criminal justice system such as bond fees, forfeitures, and application fees.

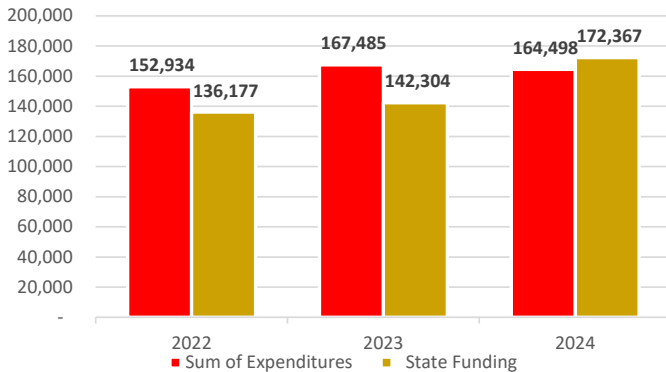
What was intended to serve as the primary funding source for public defenders only accounted for 17% of the office's expenditures in CY 2024. The office is reliant on other funding streams to meet it's expenses.

Comparison of 2024 Expenditures to Local Revenues



In 2024, the 39th Judicial District Office of the Public Defender did not receive any local funding or in-kind support from the local governments within the district.

Comparison of 2024 Expenditures to State Funding



The failure of the public defender's system unstable funding stream has resulted in an increased reliance on state supplemental assistance for district solvency.

During Calendar Year 2024, the office received state funding totaling more than 100% of the office's expenditures. State supplemental assistance has increased each of the last two years as the office's expenses have increased because of inflation and increased attorney costs.

The 39th Judicial District Office of the Public Defender is comprised of a single parish, Red River.

Public Defender's represent indigent persons accused of a crime or involved in Child in Need of Care matters in 1 section of court.

In the 39th Judicial District, Public Defenders handle juvenile delinquency, Child in Need of Care, misdemeanor, and felony cases.

Number of Parishes in the
Judicial District

Number of Weighted
Sections of Court

1

1

District 39 Total Cases Handled
in 2024

506

Individuals
Represented in CY24

351

Adult Misdemeanors

231

Adult Felonies &
LWOPs

209

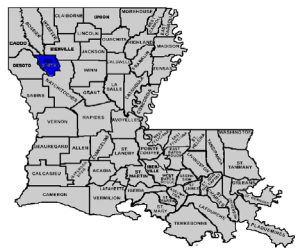
Delinq. & FINS
Cases

54

CINC &
Termination

12

During Calendar Year 2024, the 39th Judicial District Office of the Public Defender represented 351 individuals in 506 total cases. Undoubtedly, a significant portion of the cases handled during 2024 were rooted in the effects of Louisiana's mental health and substance abuse crises. As the Office of the State Public Defender seeks a stable, reliable, and adequate funding stream that is not reliant on Conviction and User Fees (CUFs) we also seek to have a criminal justice system that we can pay for. A system that focuses on non-carceral rehabilitative interventions when appropriate.



THE 39TH JDC PUBLIC DEFENDERS' OFFICE

Parish(es) & Seat(s)	Red River - Coushatta
Population	7,356
District Defender	Brian C. McRae
Years as District Defender	15
Before Becoming District Defender, Years in Public Defense	29
Does the District Defender Maintain a Private Practice? If NO, Simply Enter a Zero. If Yes, Enter the Number of Estimated Hours Per Month on Average	0
Office Manager	Cheri Sewell
Primary Office Street Address	94 Polk Street, Suite 202
City	Mansfield
ZIP	71052
Days of Week Open (M-F) and Office Hours (am -pm)	Open 8:00 - 4:00, Monday thru Friday
Primary Phone	318-872-2973
Primary Mailing Address	P.O. Box 612 Mansfield La. 71052
Primary Fax Number	318-872-6262
Primary Emergency Contact	Brian McRae
Primary Emergency Phone	cell 318-286-2486 Brian McRae
Secondary Emergency Contact	Cheri Sewell
Secondary Emergency Phone	318-461-3218
Other District Office(s) Physical and Mailing Addresses and Phone Numbers	N/A
Other District Office Contact Personnel (Primary Only)	Cheri Sewell
Name of Owner(s) of Office(s)/Building (i.e., Lessor)	Citizen's National Bank
If The Office Does Not Own Its Building(s) AND Pays No Rent, Indicate The Source Of Office Space Support	N/A
Total Annual Cash Support by Local Appropriation or Tax/Millage (indicate if this figure is an estimate)	None
# And Job Titles Of All Staff Whose Wages Are Provided By Local Government	None
Total PDO Staff Costs <u>Provided by Local Government</u>	None

# of Workers with Retirement Benefits <u>Paid by Local Government</u>	None
Total Annual Cost of Retirement Benefits <u>Paid by Local Government</u> (if unknown enter "UNK")	None
# of Workers with Health Benefits Paid by Local Government	None
Total Annual Cost of Health Benefits Paid by Local Government (if unknown enter "UNK")	None
List Any Other Local In-Kind Contributions Or Other Support From Local Government	None
Courts and Locations	District, Coushatta
Number of Divisions/Sections of Criminal Court for Each Court in District (Include District Court, CRIMINAL District Court, City Court, Municipal Court, Mayor's Court, etc.) For Which your Office Provides Representation	1
Name of Adult Detention Facilities in This District	Red River Detention Center
Name of Adult Detention Facilities Outside the District Which Hold Clients	Women are housed in other parish's.
Name of Juvenile Detention Facilities In This District	Ware Youth Center, Coushatta
Name of Juvenile Detention Facilities Outside the District Which Hold Clients	None
Do Your Courts Routinely Bring Juveniles Before The Judge In Shackles If They Are Being Held In Detention Or Secure Custody At The Time Of The Hearing? Note That Ch. Code Art. 408 Forbids Routine Shackling	No
District Attorney	Julie Jones
Chief Judge of Criminal District Court	Luke Mitchell
Juvenile Court Judges (Specify District of City Court)	Luke Mitchell
Drug Court Judges	No
Mental Health Court Judges	No
Other Specialty Court	No
Name of Specialty and Brief Description:	None
Short Term Critical Issue Areas	More Funding
Long-Term Critical Issue Areas and other External Factors (outside of your control) that Negatively Affect the Delivery of Services in Your District	Health Insurance

2024 Media Coverage and/or Major Accomplishments	None
Describe Supervisory Structure in Your District (For Attorneys and Non-Attorneys)	Chief Defender- Brian C. McRae, Assistant District Defender- Richard Woolbert and staff Contract Attorneys
Medical Benefits for Any Staff, Please Describe, Noting Who Pays For the Benefit	No
Number of Cases Involving Children Under Age 18 (prior to April 19, 2024), and Children Under Age 17 (After April 19, 2024) in Your District That Were Directly Filed in Adult Court or Transferred to Adult Court in 2024	None
Number of Cases Involving Children Under Age 18 (prior to April 19, 2024), and Children Under Age 17 (After April 19, 2024) in Your District in Which a Transfer of a Child to Adult Court was Denied	None
Please Provide the Names of All State Representatives and Senators from Your District	Louie Bernard (Senator), Kenneth Cox and Gabe Firment Representatives
What Changes Have You Implemented in Your District Office in 2024 That Have Improved the Delivery of Public Defender Services?	Current Contract Attorneys are much more experienced.

39th District Defender Office CY 2024 Caseloads & Outcomes

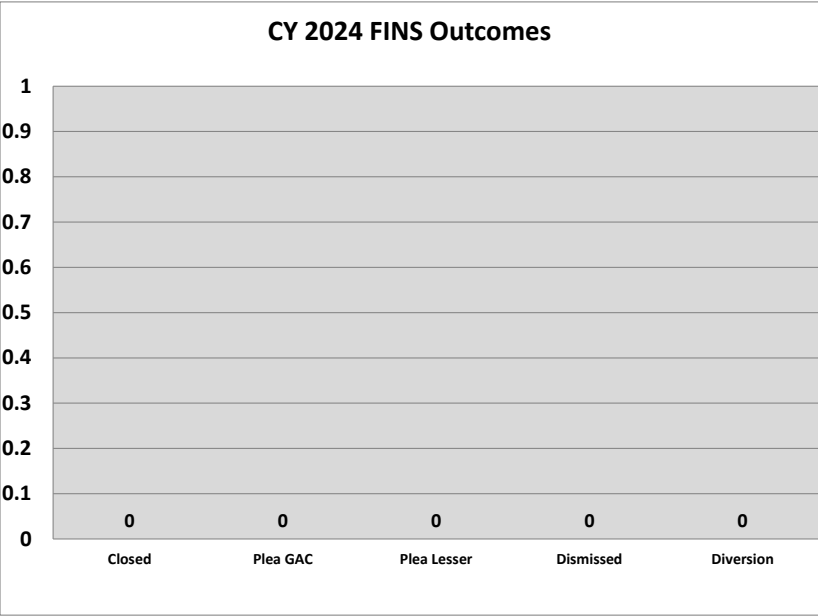
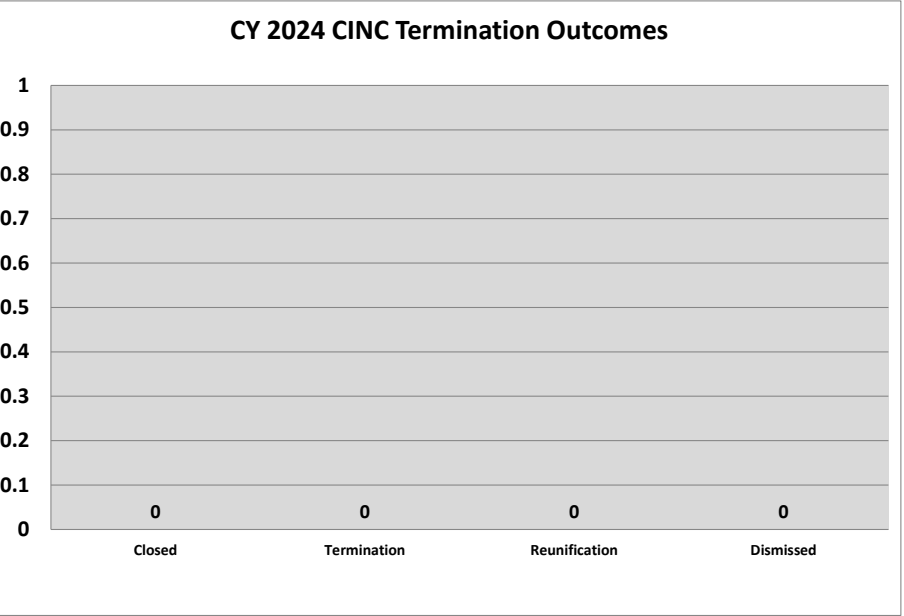
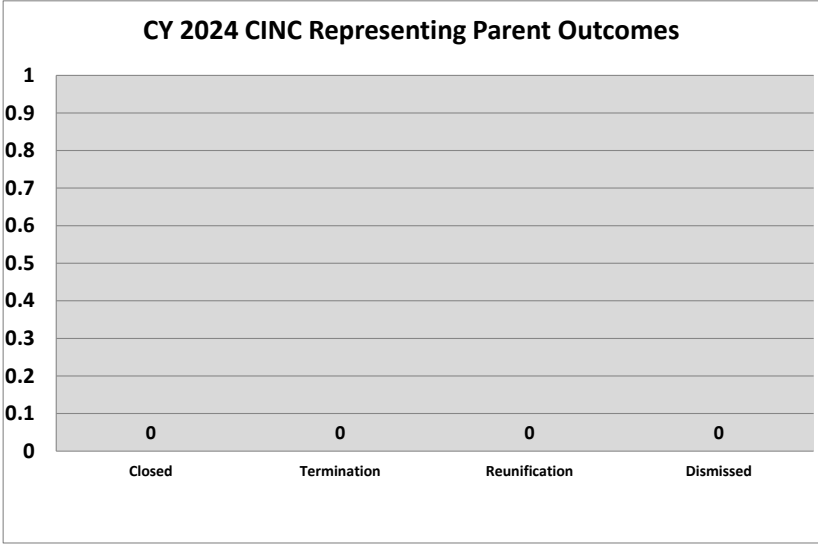
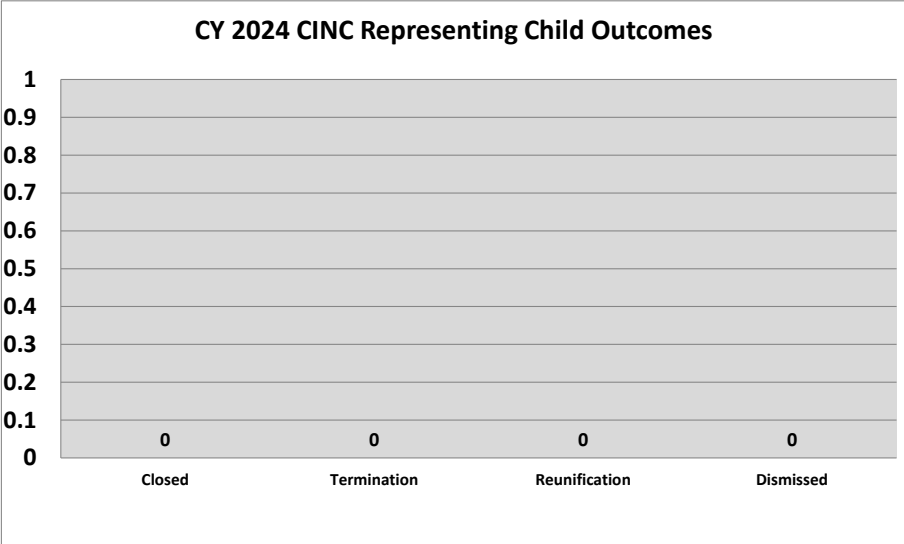
Case Type	New Cases 01/1/2024- 12/31/2024	Closed Cases 01/1/2024- 12/31/2024	Pending Cases* (# of Cases pending on 12/31/2023)	# of Cases pending on 12/31/2023 plus New Cases Received 01/1/2024- 12/31/2024	# Cases Resulting in Termination of Parental Rights	# Cases Resulting in Reunification	# Charges with Admit/Guilty Plea to Current Offense	# Charges with Plea of Guilty to Lesser Charge	# Charges Resulting in Dismissal	# Charges Resulting in Diversion or Deferred Disposition	# Jury Trials: Found Not Guilty	# Jury Trials: Found Guilty	# Judge Trials: Found Not Guilty	# Judge Trials: Found Guilty	Total Trials
Child Support	0	0	0	0	N/A	N/A	N/A	N/A	0	N/A	N/A	N/A	N/A	N/A	0
CINC-Child	0	0	0	0	0	0	N/A	N/A	0	N/A	N/A	N/A	N/A	N/A	0
CINC-Parent	8	0	4	12	0	0	N/A	N/A	0	N/A	N/A	N/A	N/A	N/A	0
Termination	0	0	0	0	0	0	N/A	N/A	0	N/A	N/A	N/A	N/A	N/A	0
FINS	0	0	0	0	N/A	N/A	0	0	0	0	N/A	N/A	N/A	N/A	0
Delinquency Misdemeanor	22	12	7	29	N/A	N/A	6	0	3	2	N/A	N/A	0	0	0
Delinquency Felony	14	10	11	25	N/A	N/A	5	1	8	0	N/A	N/A	0	0	0
Delinquency-Life	0	0	0	0	N/A	N/A	0	0	0	0	N/A	N/A	0	0	0
Juvenile Revocations	0	0	0	0	N/A	N/A	0	0	0	N/A	N/A	N/A	N/A	N/A	0
Adult Misdemeanor*	172	104	59	231	N/A	N/A	37	3	28	0	0	0	0	1	1
Adult Felony Non-LWOP**	119	65	75	194	N/A	N/A	13	4	38	0	0	1	0	2	3
Adult LWOP	0	1	1	1	N/A	N/A	0	0	0	0	0	1	0	0	1
Capital***	0	0	0	0	N/A	N/A	0	0	0	0	0	0	0	0	0
Revocations	12	5	2	14	N/A	N/A	0	0	0	0	N/A	N/A	N/A	N/A	0
PCR	0	0	0	0	N/A	N/A	N/A	N/A	N/A	N/A	N/A	N/A	0	0	0
SOAP	0	0	0	0	N/A	N/A	N/A	N/A	N/A	N/A	N/A	N/A	N/A	N/A	0

NOTE: Charges columns include all charges filed in association with a particular Case Type, regardless of each charge's severity.

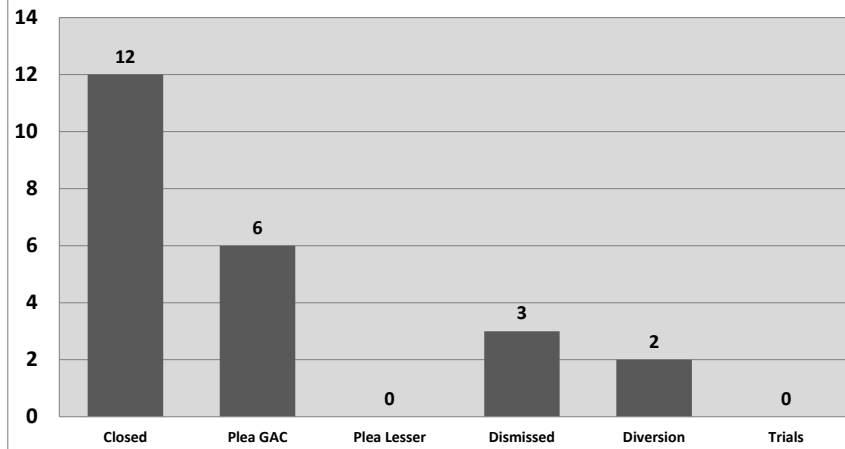
*Includes Traffic, Parish/Municipal Ordinances, Extradition and Unclassified Cases

**Life Without Parole

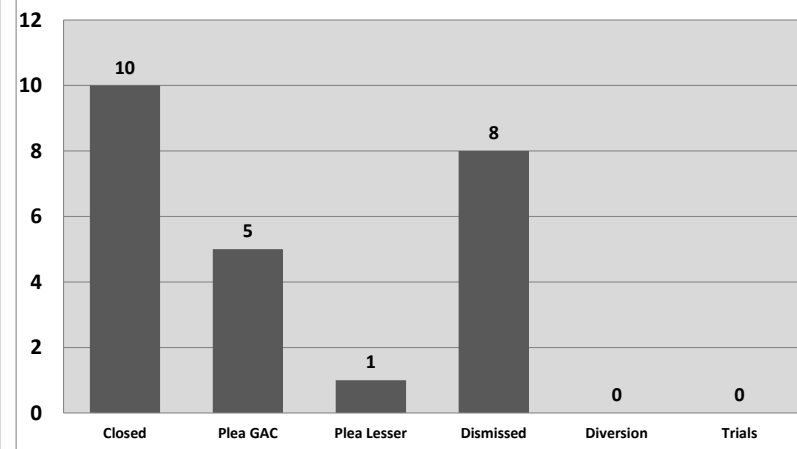
***Capital cases may include cases initially opened by the district office and transferred to a program office at some later stage in the proceedings.



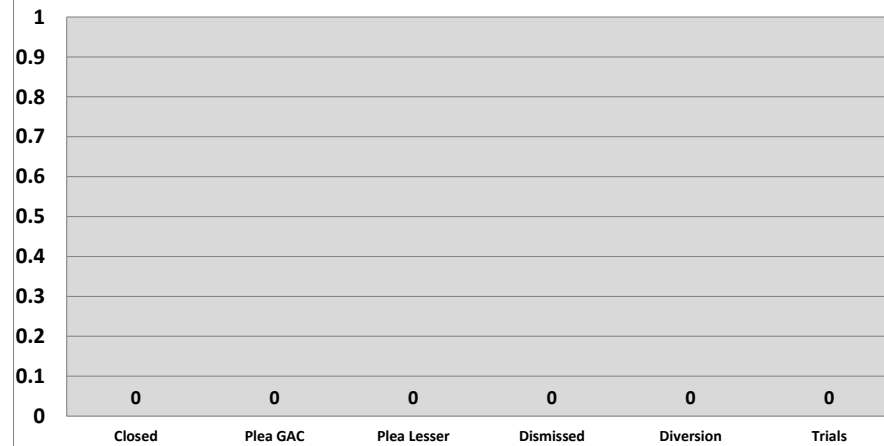
CY 2024 Delinquency Misdemeanor-Grade Outcomes



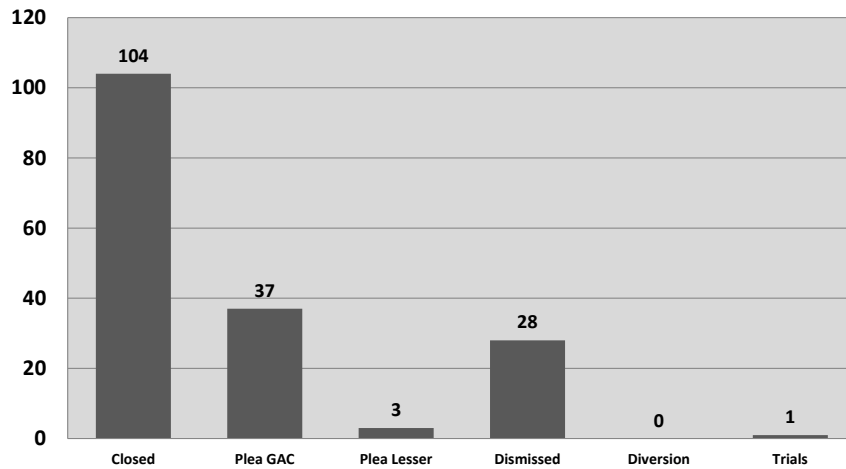
CY 2024 Delinquency Felony-Grade Outcomes



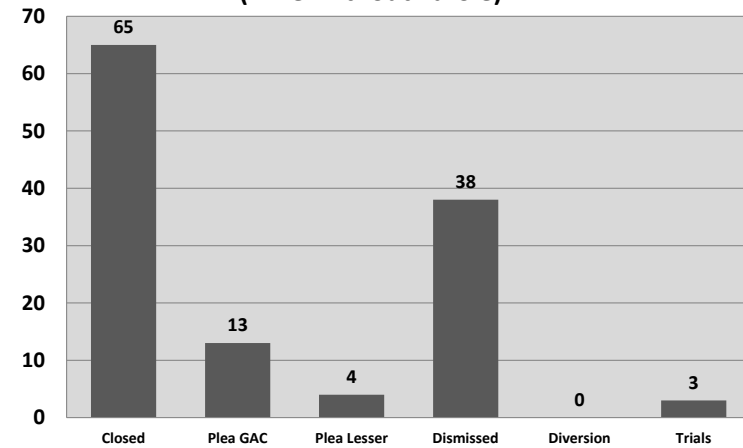
CY 2024 Delinquency Life Outcomes



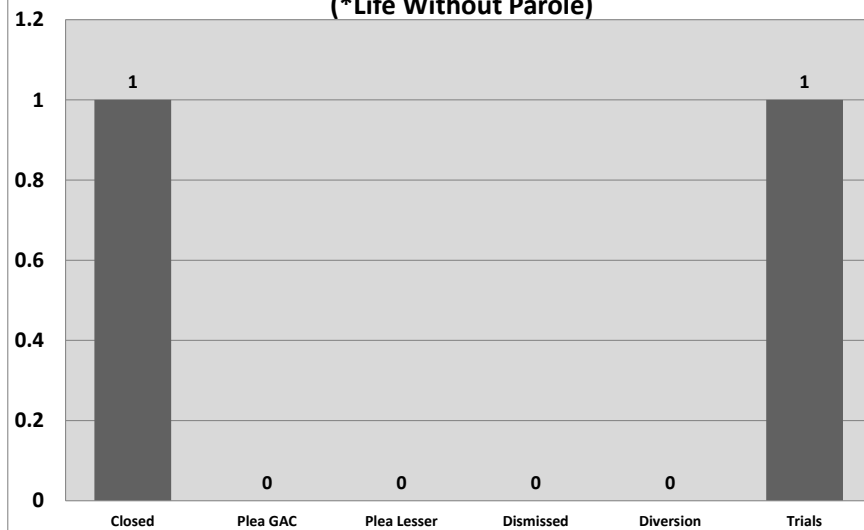
CY 2024 Adult Misdemeanor Outcomes



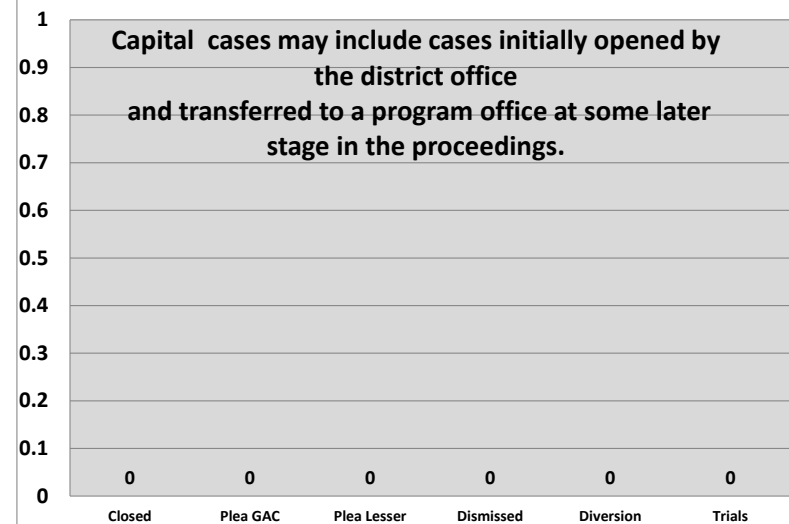
**CY 2024 Adult Felony Non-LWOP* Outcomes
(*Life Without Parole)**



**CY 2024 Adult Felony LWOP* Outcomes
(*Life Without Parole)**



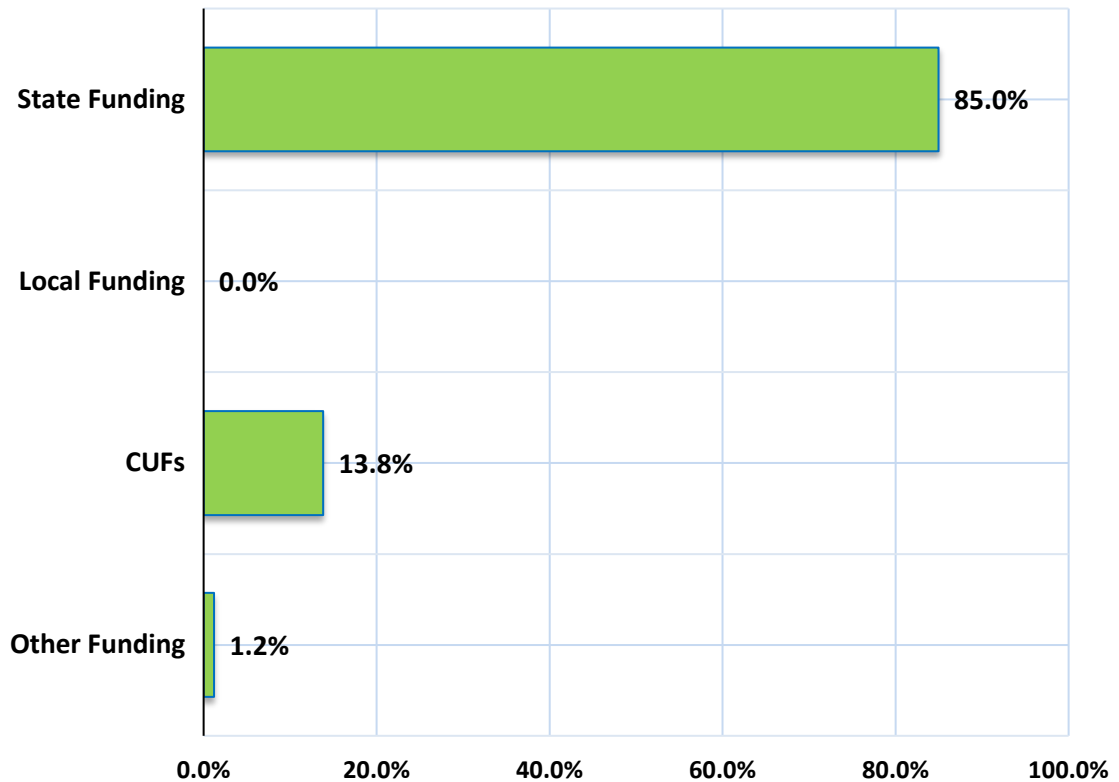
CY 2024 Capital Outcomes



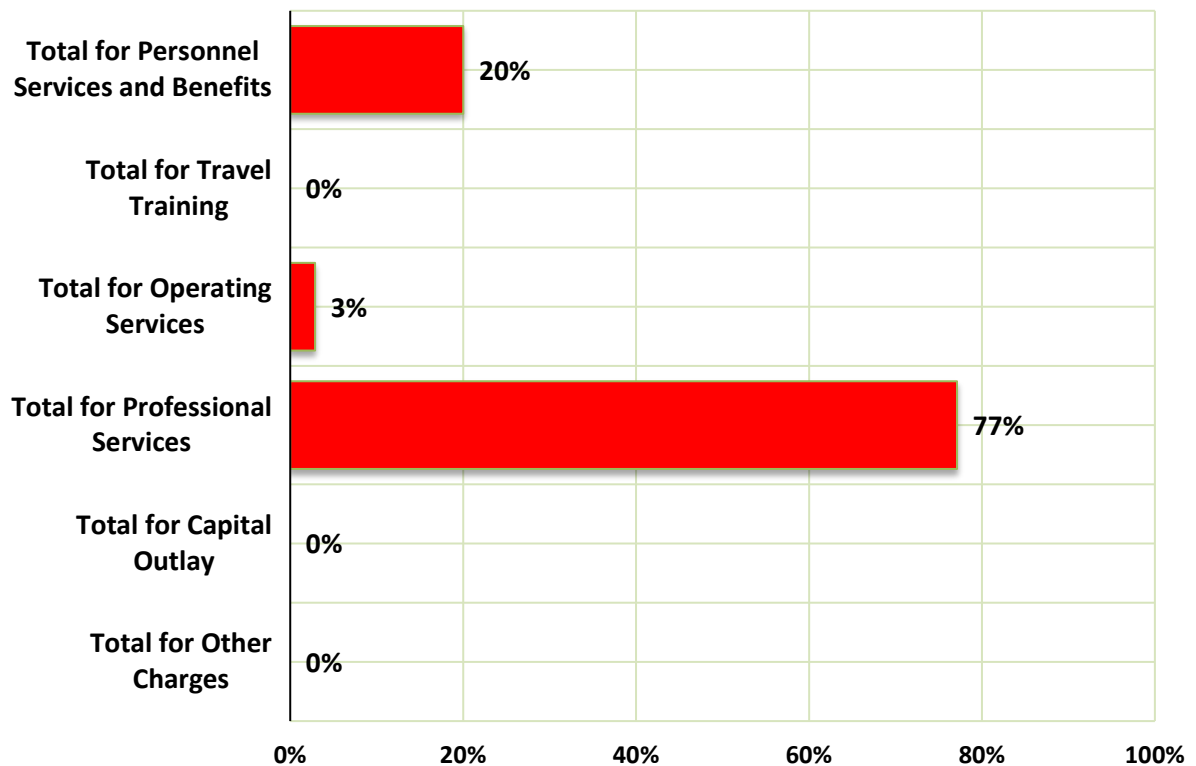
District 39 CY2024	Total CY2024
District Defender: Brian McRae	
REVENUE	
Federal Government	
Grants - Direct	-
Grants - Indirect (pass thru State)	-
Total for Federal Government	-
State Government	
Department of Corrections	-
Child in Need of Care (CINC)	5,100.00
District Assistance Fund (DAF)	157,235.22
Supplemental/Emergency Funds	10,031.79
Grants	-
Other State Income -List source(s)	-
Total for State Government	172,367.01
Local Government	
Appropriations - General	-
Appropriations - Special	-
Taxes - Millages, Sales, Special, & Other	-
Condition of Probation	-
Criminal Bond Fees [\$2 per bonded case as per 15:85.1] and Surety Bond Licensing Fees [per 22:822 B]	989.30
Traffic Camera	-
Grants	-
Other Local Income -List source(s)	2,475.00
\$45 Special Court Costs [R.S. 15:168.B(1)] and \$35 Mayor's Court Costs	
Criminal District Court	-
City & City-Ward Courts	-
Judicial District Courts	-
Juvenile Court	-
Mayor's Court (\$35 Special Court Costs for Mayor's Court Only)	-
Magistrates' Courts	-
Municipal Court	-
Parish Courts	-
Traffic Court	-
Non-itemized, lump sum collected and remitted by all courts	-
Non-Itemized lump sum assessed by the court; collected and remitted by the Sheriff(s)	26,045.41
Non-Itemized lump sum assessed by the court; collected and remitted by the Police Juries	-
Total for \$45 Special Court Costs [R.S. 15:168.B(1)] and \$35 Mayor's Court Costs	26,045.41
Charges For Services	
\$40 Indigent Defense Application Fees [as per 15:175 A (1)(f)]	1,000.00
Partial Attorney Fees Reimbursements [as per 15:176]	-
Other Reimbursements	-
Other Local Income -List source(s)	-
Total for Charges For Services	1,000.00
Total for Local Government	30,509.71
Investment Earnings	
Interest Income	-
Other Investment Income - List source(s)	-
Total for Investment Earnings	-
Other Sources (Grants & Contributions)	
Non-Profit Organizations	-
Private Organizations	-
Corporate	-
Other - List source(s)	-
Total for Other Sources (Grants & Contributions)	-
Total for REVENUE	202,876.72

District 39 CY2024	Total CY2024
District Defender: Brian McRae	
EXPENDITURES	
Personnel Services and Benefits	
Salaries	30,578.13
Accrued Leave	-
Payroll Taxes	2,339.22
Hospitalization and Disability Insurance	-
Retirement	-
Other	-
Total for Personnel Services and Benefits	32,917.35
Travel/Training	
Parking/Auto Tolls	-
Travel/Lodging/Per Diem/Mileage	-
Total for Travel/Training	-
Operating Services	
Advertisements	-
Workers' Compensation	472.00
Insurance - Malpractice	2,426.29
Insurance - Auto/Physical Liability	-
Insurance - Other	551.00
Lease - Office	-
Lease - Auto/Equipment	-
Lease - Other	-
Office Repair and Maintenance	-
Office - Telephone/Utilities/Postage/Internet	1,158.49
Dues and Seminars	-
Law Library/Journals/Subscriptions	-
Office Supplies	123.00
Total for Operating Services	4,730.78
Professional Services	
Audit/Accounting Expense	6,000.00
Contract Clerical	-
Expert Witness	-
Investigators	650.00
Interpreters	-
Social Workers	-
Capital Representation	-
Conflict	-
Contract - Juvenile Attorneys or CINC	15,750.00
Misdemeanor Attorney Contracts	21,000.00
Contract Attorneys - all other	83,450.04
IT/Technical Support	-
Total for Professional Services	126,850.04
Capital Outlay	
Major Acquisitions	-
Total for Capital Outlay	-
Other Charges	
Other Operating Expenses	-
Total for Other Charges	-
Total for EXPENDITURES	164,498.17
<p style="color: red;">"Note that some data in this report may change due to district corrections or revisions."</p>	

CY24 REVENUES



CY24 EXPENDITURES

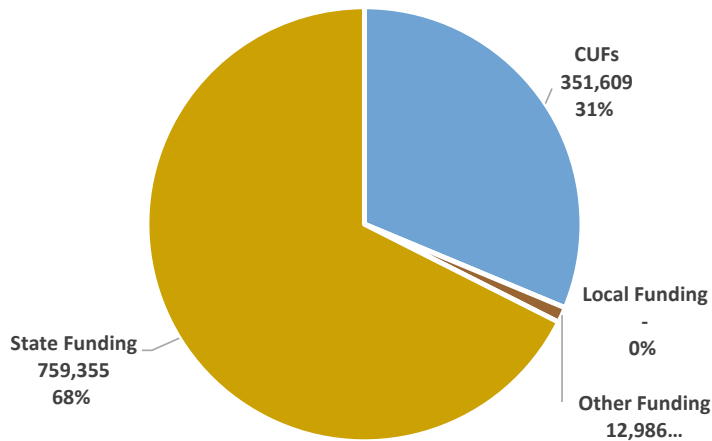




THE 40TH JUDICIAL DISTRICT
PUBLIC DEFENDERS' OFFICE
ST. JOHN THE BAPTIST (EDGARD)

DISTRICT DEFENDER: FONTELLA F. BAKER
75 DOMINICAN DRIVE, SUITE 202
LA PLACE, LA 70068
(985) 651-6677

2024 Funding Sources

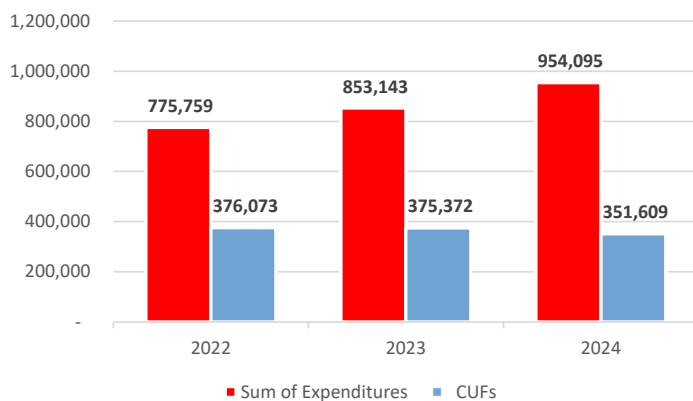


In 2024, the 40th Judicial District Office of the Public Defender received \$1,123,950 in total revenues. Of the total revenues received, only 31% of funding was derived from Conviction and User Fees (CUFs). Sixty-eight percent of district office funding was derived from state supplemental assistance.

Statutory Conviction and User Fees (CUFs)
Judicial District Indigent Defender Fund

Revenue Stream	Statutory Authority
Special Court Costs (\$45)	R.S. 15:168(B)
Mayor's Court	R.S. 33:441)
Application Fee (\$40)	R.S. 15:175)
Partial Reimbursement	R.S. 15:176)
Bond Forfeiture	R.S. 15:571.11)
Civil Forfeiture (RICO)	R.S. 15:1356)
Posting of Criminal Bond (\$2)	R.S. 15:85.1)
Commercial Surety Bonds (\$45)	R.S. 22:822)

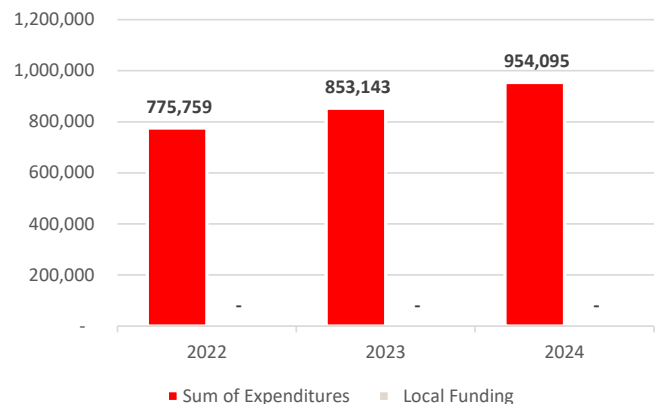
Comparison of 2024 Expenditures to CUFs



Louisiana's Public Defense System is intended to be funded primarily by Conviction and User Fees (CUFs). CUFs are comprised of eight statutes that require district court judges, city court judges, and mayors to assess fines or fees on people who have been convicted of a crime, traffic violation, or ordinance. CUFs are also generated by other actions in the criminal justice system such as bond fees, forfeitures, and application fees.

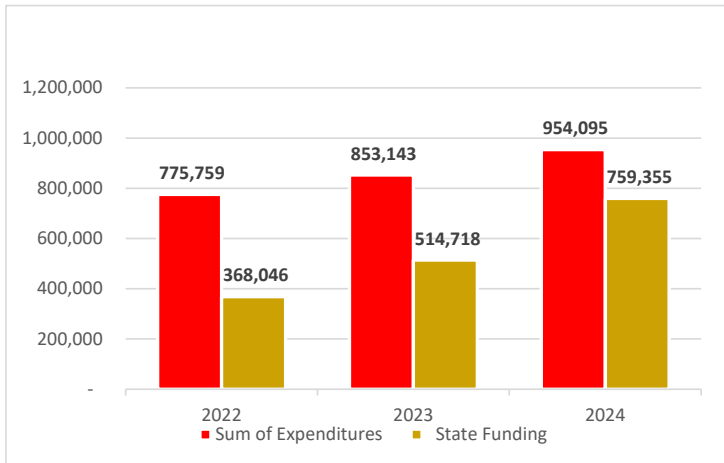
What was intended to serve as the primary funding source for public defenders only accounted for 36.9% of the office's expenditures in CY 2024. As costs have risen due to inflation and increased attorney fees, CUF collections have not kept up, increasing the office's reliance on other funding streams.

Comparison of 2024 Expenditures to Local Revenues



In 2024, the 40th Judicial District Office of the Public Defender did not receive any local funding or in-kind support from the local government or the criminal justice system within the district.

Comparison of 2024 Expenditures to State Funding



The failure of the public defender's system unstable funding stream has resulted in an increased reliance on state supplemental assistance for district solvency.

During Calendar Year 2024, the office received state funding totaling nearly 80% of the office's expenditures. State supplemental assistance has increased each of the last two years as the office's expenses have increased because of inflation and increased attorney costs.

The 40th Judicial District Office of the Public Defender is comprised of a single parish, St John the Baptist.

Public Defender's represent indigent persons accused of a crime or involved in Child in Need of Care matters across 3 sections of court.

In the 40th Judicial District, Public Defenders handle juvenile delinquency, Child in Need of Care, misdemeanor, and felony cases.

Number of Parishes in the
Judicial District

1

Number of Weighted
Sections of Court

3

District 40 Total Cases Handled
in 2024 → 2,714

Individuals
Represented in CY24 → 1,529

Adult Misdemeanors

1,156

Adult Felonies &
LWOPs

1,208

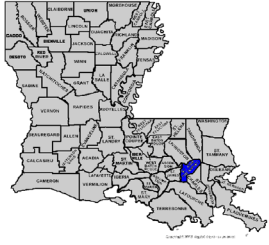
Delinq. & FINS
Cases

275

CINC &
Termination

70

During Calendar Year 2024, the 40th Judicial District Office of the Public Defender represented 1,529 individuals in 2,714 total cases. Undoubtedly, a significant portion of the cases handled during 2024 were rooted in the effects of Louisiana's mental health and substance abuse crises. As the Office of the State Public Defender seeks a stable, reliable, and adequate funding stream that is not reliant on Conviction and User Fees (CUFs) we also seek to have a criminal justice system that we can pay for. A system that focuses on non-carceral rehabilitative interventions when appropriate.



THE 40TH JDC PUBLIC DEFENDERS' OFFICE

Parish(es) & Seat(s)	St. John the Baptist - Edgard
Population	39,592
District Defender	Fontella F. Baker
Years as District Defender	2 years
Before Becoming District Defender, Years in Public Defense	31
Does the District Defender Maintain a Private Practice? If NO, Simply Enter a Zero. If Yes, Enter the Number of Estimated Hours Per Month on Average	0
Office Manager	Dawn Suthers-Bookkeeper
Primary Office Street Address	75 Dominican Drive, Suite 202
City	La Place
ZIP	70068-3825
Days of Week Open (M-F) and Office Hours (am -pm)	9:00-4:30 M-Thurs, 9:00-12:30 Friday
Primary Phone	985-651-6677
Primary Mailing Address	Same as primary office street address.
Primary Fax Number	985-651-5800
Primary Emergency Contact	Fontella F. Baker
Primary Emergency Phone	cell: 504-628-7538
Secondary Emergency Contact	Dawn M. Suthers
Secondary Emergency Phone	504-417-3579
Other District Office(s) Physical and Mailing Addresses and Phone Numbers	None
Other District Office Contact Personnel (Primary Only)	N/A
Name of Owner(s) of Office(s)/Building (i.e., Lessor)	Prime Property Investments

If The Office Does Not Own Its Building(s) AND Pays No Rent, Indicate The Source Of Office Space Support	N/A
Total Annual Cash Support by Local Appropriation or Tax/Millage (indicate if this figure is an estimate)	None
# And Job Titles Of All Staff Whose Wages Are Provided By Local Government	None
Total PDO Staff Costs <u>Provided by Local Government</u>	None
# of Workers with Retirement Benefits <u>Paid by Local Government</u>	None
Total Annual Cost of Retirement Benefits <u>Paid by Local Government</u> (if unknown enter "UNK")	UNK
# of Workers with Health Benefits Paid by Local Government	None
Total Annual Cost of Health Benefits Paid by Local Government (if unknown enter "UNK")	UNK
List Any Other Local In-Kind Contributions Or Other Support From Local Government	Small office space at Edgard Courthouse
Courts and Locations	District Court is located in Edgard (West Bank). Annex Courthouse in LaPlace (East Bank) is temporarily closed
Number of Divisions/Sections of Criminal Court for Each Court in District (Include District Court, CRIMINAL District Court, City Court, Municipal Court, Mayor's Court, etc.) For Which your Office Provides Representation	Three Divisions of Court. Each Division holds court in the District Court. One division of drug court
Name of Adult Detention Facilities in This District	Sherman Walker Correctional Center
Name of Adult Detention Facilities Outside the District Which Hold Clients	For reasons only known to the sheriff, some St. John inmates are housed in other parishes, including Nelson Coleman Correction Center in St. Charles Parish, Tangipahoa Parish Jail, Tensas Parish Detention Center, Concordia Parish Correctional Center, Madison, Caldwell, Assumption, Lassele, Catahoula, East Carroll and Hunt.
Name of Juvenile Detention Facilities In This District	None
Name of Juvenile Detention Facilities Outside the District Which Hold Clients	Terrebonne Parish Juvenile Justice Complex; Gray Louisiana, Riverbend and Ware, Mississippi, Jones County Juvenile Detention Facility, Ellisville
Do Your Courts Routinely Bring Juveniles Before The Judge In Shackles If They Are Being Held In Detention Or Secure Custody At The Time Of The Hearing? Note That Ch. Code Art. 408 Forbids Routine Shackling	Juveniles are not brought before the judge in shackles
District Attorney	Bridget Dinvaut

Chief Judge of Criminal District Court	2024 Judge Sterling Snowdy
Juvenile Court Judges (Specify District of City Court)	Division A - Judge Vercell Fiffie; Division B - Judge Nghana Lewis; Division C - Judge Sterling J. Snowdy. All are District Court Judges.
Drug Court Judges	Judge Vercell Fiffie
Mental Health Court Judges	None
Other Specialty Court	Truancy Court
Name of Specialty and Brief Description:	Truancy Court. The judge reviews the attendance of juveniles registered in schools of St. John the Baptist Parish, including absences and tardiness. Nearly 80% of cases are resolved during the initial stage, where the judge orders that both the juvenile and the parent comply with the attendance policy of the school. At a subsequent date, if the juvenile is not in compliance, the FINS coordinator files a truancy petition alleging that the juvenile is either not attending school or has a substantial amount of tardiness. If the District Attorney determines that the parent is at fault, a misdemeanor charge of improper supervision may be filed against him/her and a trial may be held in truancy or misdemeanor court.
Short Term Critical Issue Areas	None
Long-Term Critical Issue Areas and other External Factors (outside of your control) that Negatively Affect the Delivery of Services in Your District	Unreliability of locally generated funds, particularly court cost (special assessments).
2024 Media Coverage and/or Major Accomplishments	None
Describe Supervisory Structure in Your District (For Attorneys and Non-Attorneys)	In addition to the District Defender, Iriane Lee has supervisory and administrative duties. Hester Hilliard serves as contract supervisory attorney.
Medical Benefits for Any Staff, Please Describe, Noting Who Pays For the Benefit	In 2024, there was an 85% employer contribution for employee health insurance. The PDO office has joined the Parish Employees' health, dental, and vision plans and made those available to employees.
Number of Cases Involving Children Under Age 18 (prior to April 19, 2024), and Children Under Age 17 (After April 19, 2024) in Your District That Were Directly Filed in Adult Court or Transferred to Adult Court in 2024	1

Number of Cases Involving Children Under Age 18 (prior to April 19, 2024), and Children Under Age 17 (After April 19, 2024) in Your District in Which a Transfer of a Child to Adult Court was Denied	0
Please Provide the Names of All State Representatives and Senators from Your District	State Senators Gregory Miller-District 19, Edward Price-District 2
What Changes Have You Implemented in Your District Office in 2024 That Have Improved the Delivery of Public Defender Services?	Pension Retirement System has been added for all employees. Additional Staff at the courthouse to provide PDO service. Speaker, Webcam and clerk site added to Edgard office. Completed Defender Data Duplicate (Dupe) check for all active files.

40th District Defender Office CY 2024 Caseloads & Outcomes

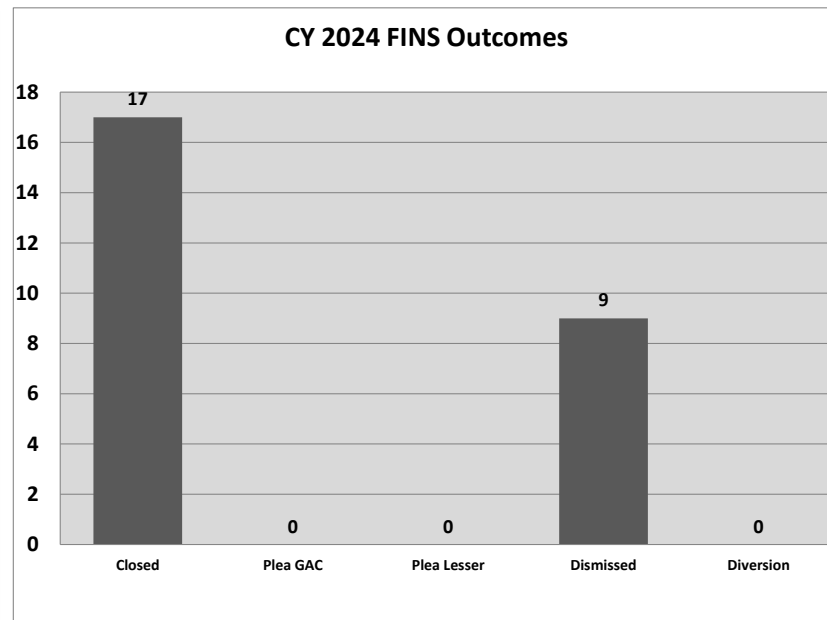
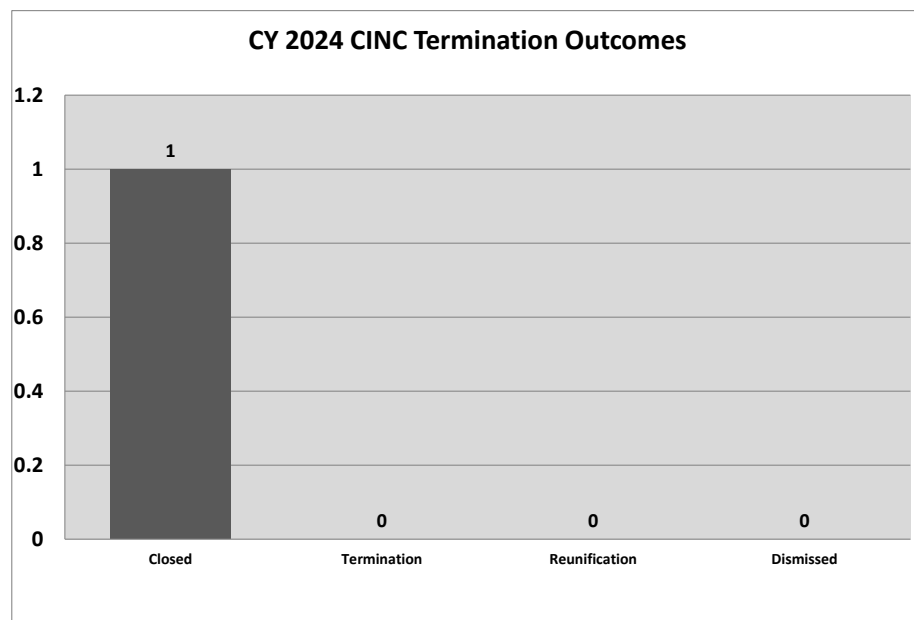
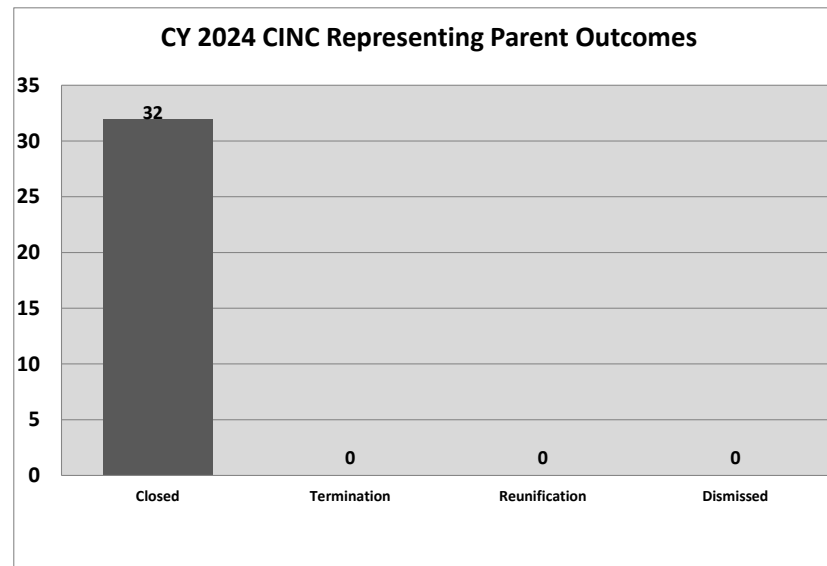
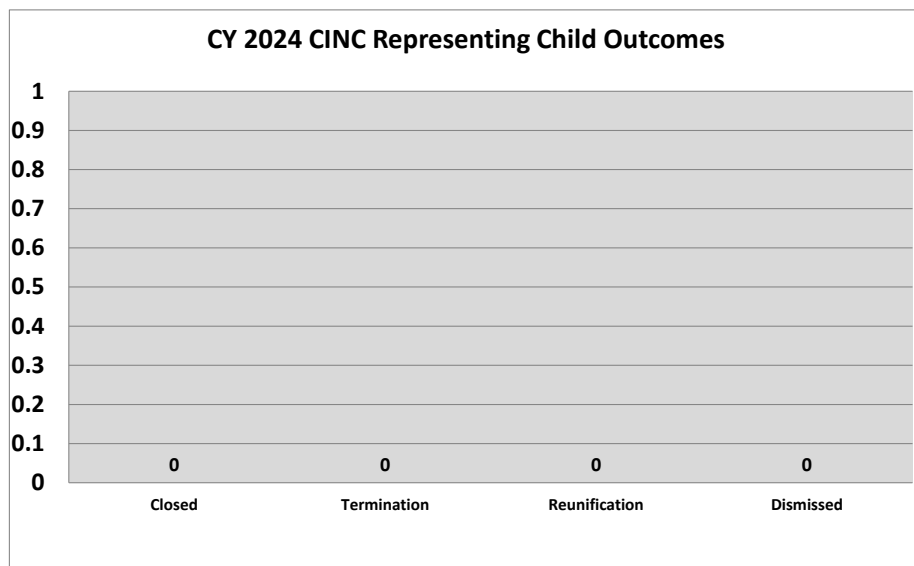
Case Type	New Cases 01/1/2024- 12/31/2024	Closed Cases 01/1/2024- 12/31/2024	Pending Cases* (# of Cases pending on 12/31/2023)	# of Cases pending on 12/31/2023 plus New Cases Received 01/1/2024- 12/31/2024	# Cases Resulting in Termination of Parental Rights	# Cases Resulting in Reunification	# Charges with Admit/Guilty Plea to Current Offense	# Charges with Plea of Guilty to Lesser Charge	# Charges Resulting in Dismissal	# Charges Resulting in Diversion or Deferred Disposition	# Jury Trials: Found Not Guilty	# Jury Trials: Found Guilty	# Judge Trials: Found Not Guilty	# Judge Trials: Found Guilty	Total Trials
Child Support	9	13	10	19	N/A	N/A	N/A	N/A	2	N/A	N/A	N/A	N/A	N/A	0
CINC-Child	0	0	0	0	0	0	N/A	N/A	0	N/A	N/A	N/A	N/A	N/A	0
CINC-Parent	14	32	31	45	0	0	N/A	N/A	0	N/A	N/A	N/A	N/A	N/A	0
Termination	3	1	3	6	0	0	N/A	N/A	0	N/A	N/A	N/A	N/A	N/A	0
FINS	15	17	3	18	N/A	N/A	0	0	9	0	N/A	N/A	N/A	N/A	0
Delinquency Misdemeanor	68	99	58	126	N/A	N/A	2	0	47	0	N/A	N/A	0	0	0
Delinquency Felony	61	78	64	125	N/A	N/A	6	0	38	0	N/A	N/A	0	0	0
Delinquency-Life	4	4	2	6	N/A	N/A	0	0	3	0	N/A	N/A	0	0	0
Juvenile Revocations	0	0	0	0	N/A	N/A	0	0	0	N/A	N/A	N/A	N/A	N/A	0
Adult Misdemeanor*	632	562	524	1156	N/A	N/A	220	28	311	0	0	0	3	2	5
Adult Felony Non-LWOP**	542	516	597	1139	N/A	N/A	297	49	179	0	0	3	0	1	4
Adult LWOP	5	5	25	30	N/A	N/A	0	1	0	0	0	0	0	0	0
Capital***	3	0	2	5	N/A	N/A	0	0	0	0	0	0	0	0	0
Revocations	19	11	20	39	N/A	N/A	0	0	0	0	N/A	N/A	N/A	N/A	0
PCR	0	0	0	0	N/A	N/A	N/A	N/A	N/A	N/A	N/A	N/A	0	0	0
SOAP	0	0	0	0	N/A	N/A	N/A	N/A	N/A	N/A	N/A	N/A	N/A	N/A	0

NOTE: Charges columns include all charges filed in association with a particular Case Type, regardless of each charge's severity.

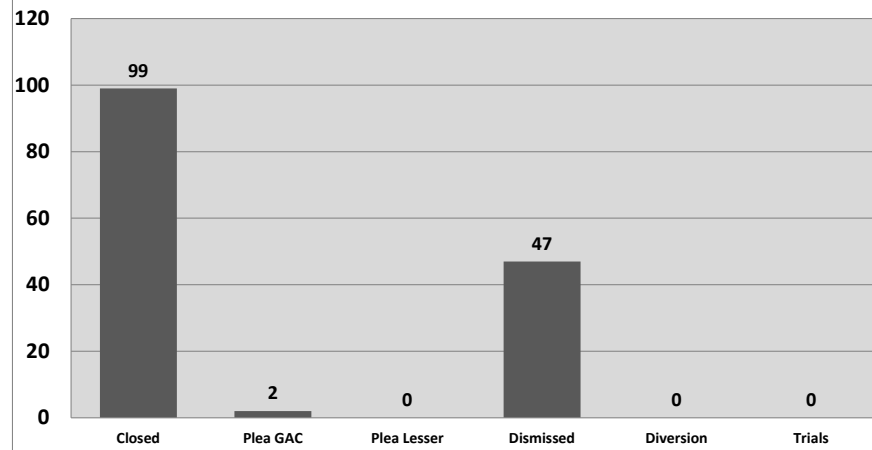
*Includes Traffic, Parish/Municipal Ordinances, Extradition and Unclassified Cases

**Life Without Parole

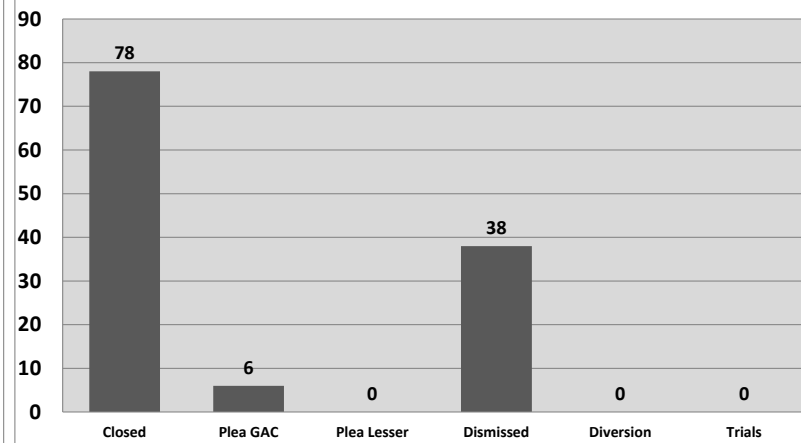
***Capital cases may include cases initially opened by the district office and transferred to a program office at some later stage in the proceedings.



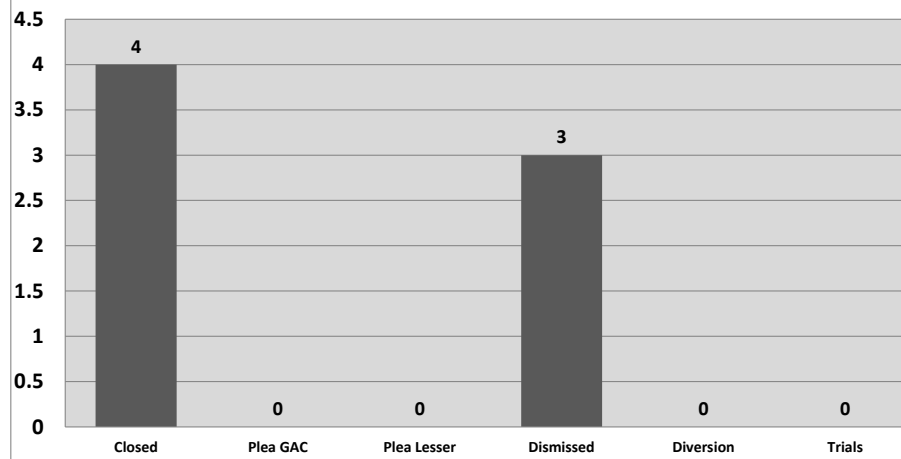
CY 2024 Delinquency Misdemeanor-Grade Outcomes



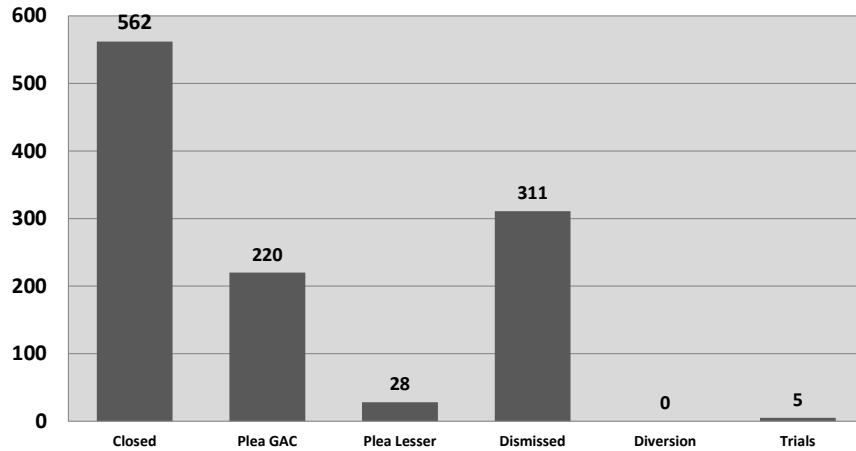
CY 2024 Delinquency Felony-Grade Outcomes



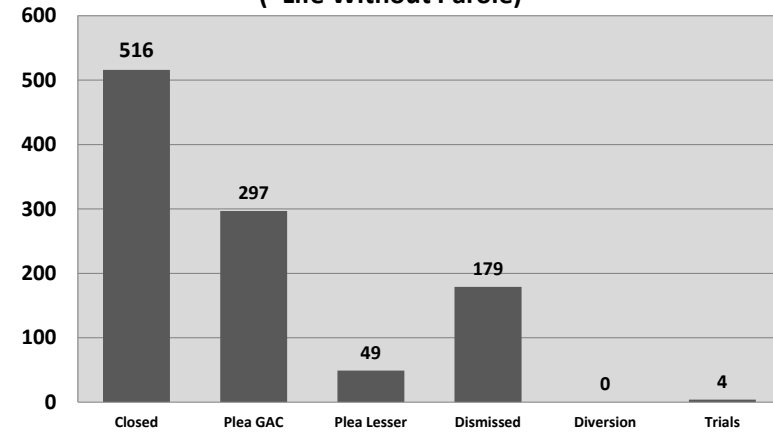
CY 2024 Delinquency Life Outcomes



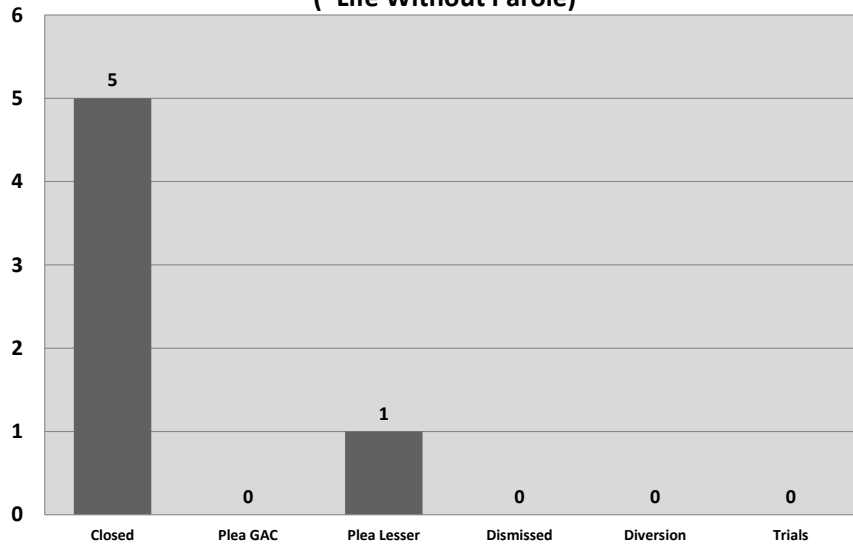
CY 2024 Adult Misdemeanor Outcomes



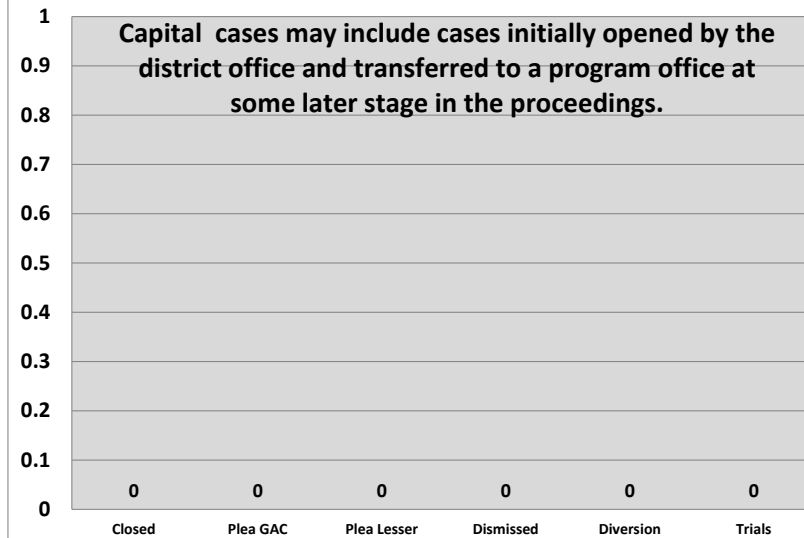
**CY 2024 Adult Felony Non-LWOP* Outcomes
(*Life Without Parole)**



**CY 2024 Adult Felony LWOP* Outcomes
(*Life Without Parole)**



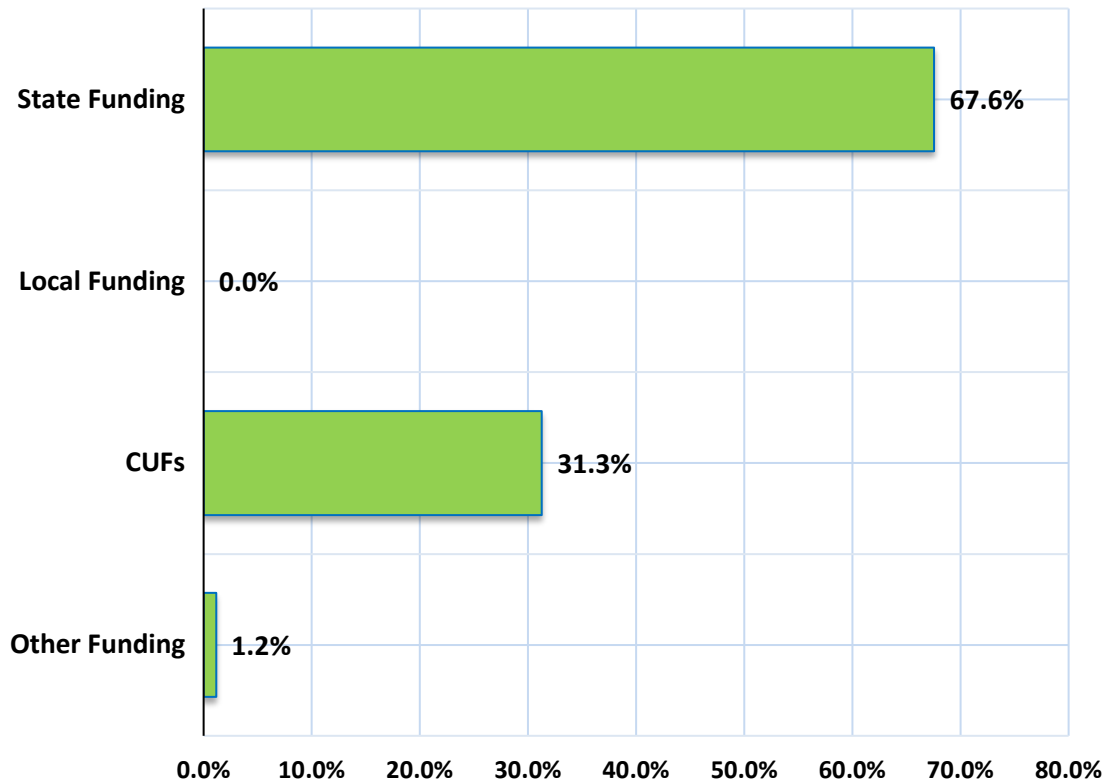
CY 2024 Capital Outcomes



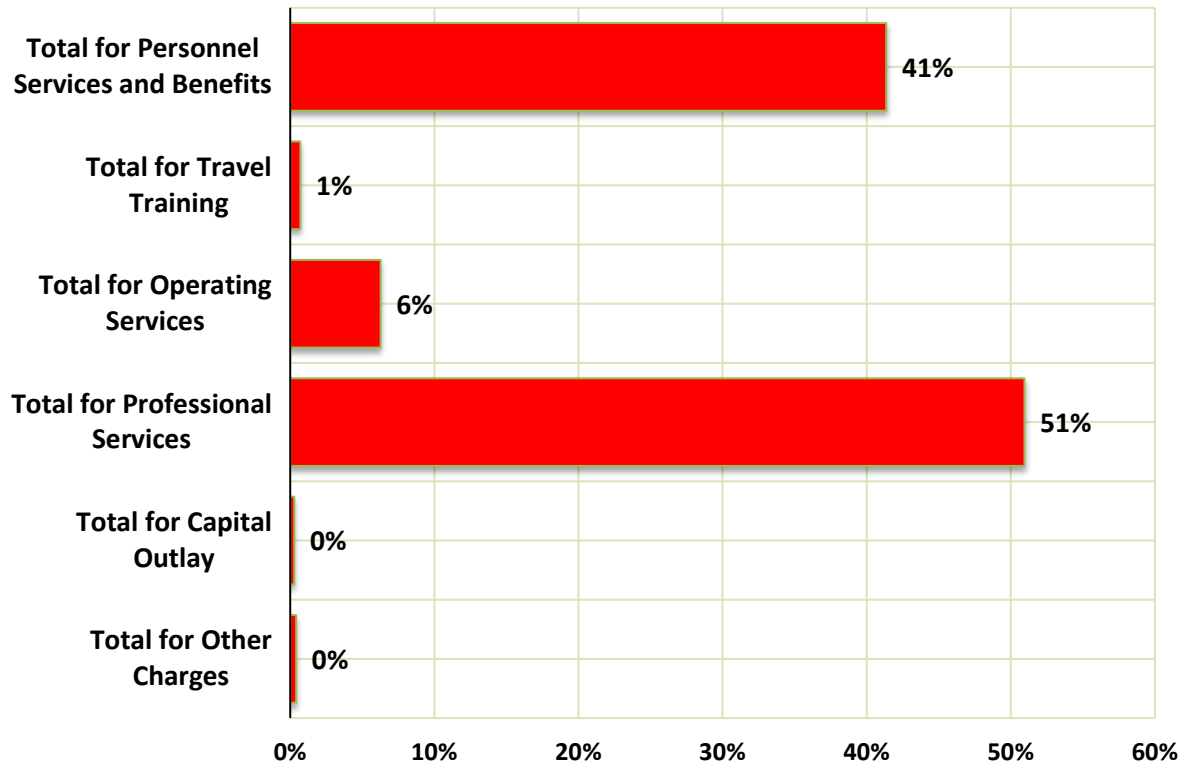
District 40 CY2024	Total CY2024
District Defender: Fontella F. Baker	
REVENUE	
Federal Government	
Grants - Direct	-
Grants - Indirect (pass thru State)	-
Total for Federal Government	-
State Government	
Department of Corrections	-
Child in Need of Care (CINC)	11,374.96
District Assistance Fund (DAF)	609,849.15
Supplemental/Emergency Funds	138,131.33
Grants	-
Other State Income -List source(s)	-
Total for State Government	759,355.44
Local Government	
Appropriations - General	-
Appropriations - Special	-
Taxes - Millages, Sales, Special, & Other	-
Condition of Probation	42,247.10
Criminal Bond Fees [\$2 per bonded case as per 15:85.1] and Surety Bond Licensing Fees [per 22:822 B]	49,897.45
Traffic Camera	-
Grants	-
Other Local Income -List source(s)	12,699.50
\$45 Special Court Costs [R.S. 15:168.B(1)] and \$35 Mayor's Court Costs	
Criminal District Court	-
City & City-Ward Courts	-
Judicial District Courts	252,159.57
Juvenile Court	-
Mayor's Court (\$35 Special Court Costs for Mayor's Court Only)	-
Magistrates' Courts	-
Municipal Court	-
Parish Courts	-
Traffic Court	-
Non-itemized, lump sum collected and remitted by all courts	-
Non-Itemized lump sum assessed by the court; collected and remitted by the Sheriff(s)	-
Non-Itemized lump sum assessed by the court; collected and remitted by the Police Juries	-
Total for \$45 Special Court Costs [R.S. 15:168.B(1)] and \$35 Mayor's Court Costs	252,159.57
Charges For Services	
\$40 Indigent Defense Application Fees [as per 15:175 A (1)(f)]	7,305.31
Partial Attorney Fees Reimbursements [as per 15:176]	-
Other Reimbursements	-
Other Local Income -List source(s)	-
Total for Charges For Services	7,305.31
Total for Local Government	364,308.93
Investment Earnings	
Interest Income	236.12
Other Investment Income - List source(s)	50.00
Total for Investment Earnings	286.12
Other Sources (Grants & Contributions)	
Non-Profit Organizations	-
Private Organizations	-
Corporate	-
Other - List source(s)	-
Total for Other Sources (Grants & Contributions)	-
Total for REVENUE	1,123,950.49

District 40 CY2024	Total CY2024
District Defender: Fontella F. Baker	
EXPENDITURES	
Personnel Services and Benefits	
Salaries	309,415.93
Accrued Leave	-
Payroll Taxes	22,853.63
Hospitalization and Disability Insurance	44,268.75
Retirement	18,165.12
Other	-
Total for Personnel Services and Benefits	394,703.43
Travel/Training	
Parking/Auto Tolls	-
Travel/Lodging/Per Diem/Mileage	6,787.08
Total for Travel/Training	6,787.08
Operating Services	
Advertisements	193.41
Workers' Compensation	4,375.60
Insurance - Malpractice	5,362.34
Insurance - Auto/Physical Liability	3,265.60
Insurance - Other	-
Lease - Office	23,690.00
Lease - Auto/Equipment	1,230.29
Lease - Other	-
Office Repair and Maintenance	3,600.00
Office - Telephone/Utilities/Postage/Internet	6,559.27
Dues and Seminars	2,140.00
Law Library/Journals/Subscriptions	2,554.95
Office Supplies	6,904.53
Total for Operating Services	59,875.99
Professional Services	
Audit/Accounting Expense	12,300.00
Contract Clerical	-
Expert Witness	-
Investigators	4,337.60
Interpreters	712.50
Social Workers	23,333.31
Capital Representation	-
Conflict	-
Contract - Juvenile Attorneys or CINC	41,999.92
Misdemeanor Attorney Contracts	30,000.00
Contract Attorneys - all other	367,807.32
IT/Technical Support	5,550.53
Total for Professional Services	486,041.18
Capital Outlay	
Major Acquisitions	2,697.26
Total for Capital Outlay	2,697.26
Other Charges	
Other Operating Expenses	3,989.92
Total for Other Charges	3,989.92
Total for EXPENDITURES	954,094.86
<p>"Note that some data in this report may change due to district corrections or revisions."</p>	

CY24 REVENUES



CY24 EXPENDITURES





THE 41ST JUDICIAL DISTRICT
PUBLIC DEFENDERS' OFFICE
ORLEANS (NEW ORLEANS)

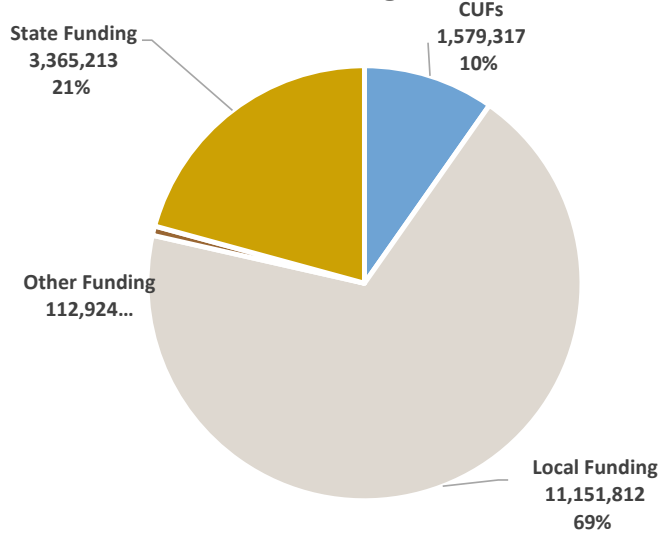
DISTRICT DEFENDER: DANIEL "DANNY" ENGELBERG
2601 TULANE AVENUE, STE. 700
NEW ORLEANS, LA 70119
(504) 821-8101

In 2024, the 41st Judicial District Office of the Public Defender received \$16,209,267 in total revenues. Of the total revenues received, only 10% of funding was derived from Conviction and User Fees (CUFs). Twenty-one percent of district office funding was derived from state supplemental assistance. The office receives a significant appropriation from the City of New Orleans which accounts for 69% of the office's funding.

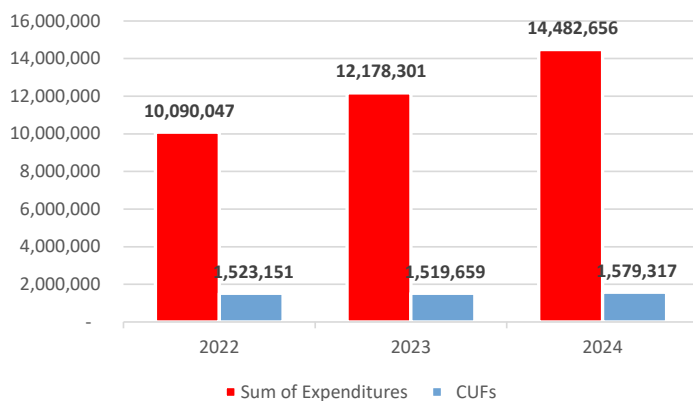
Statutory Conviction and User Fees (CUFs) Judicial District Indigent Defender Fund

Revenue Stream	Statutory Authority
Special Court Costs (\$45)	R.S. 15:168(B)
Mayor's Court	R.S. 33:441)
Application Fee (\$40)	R.S. 15:175)
Partial Reimbursement	R.S. 15:176)
Bond Forfeiture	R.S. 15:571.11)
Civil Forfeiture (RICO)	R.S. 15:1356)
Posting of Criminal Bond (\$2)	R.S. 15:85.1)
Commercial Surety Bonds (\$45)	R.S. 22:822)

2024 Funding Sources



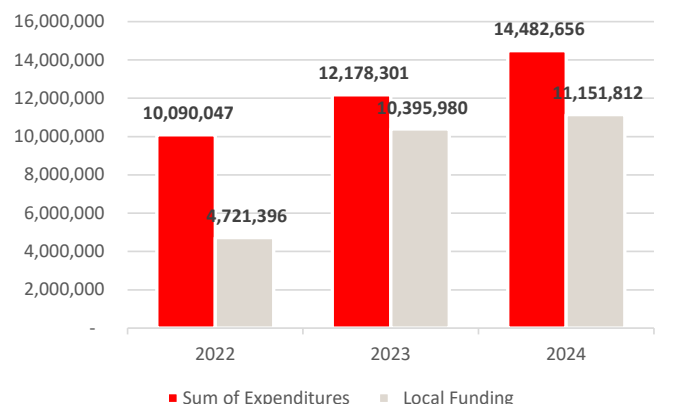
Comparison of 2024 Expenditures to CUFs



Louisiana's Public Defense System is intended to be funded primarily by Conviction and User Fees (CUFs). CUFs are comprised of eight statutes that require district court judges, city court judges, and mayors to assess fines or fees on people who have been convicted of a crime, traffic violation, or ordinance. CUFs are also generated by other actions in the criminal justice system such as bond fees, forfeitures, and application fees.

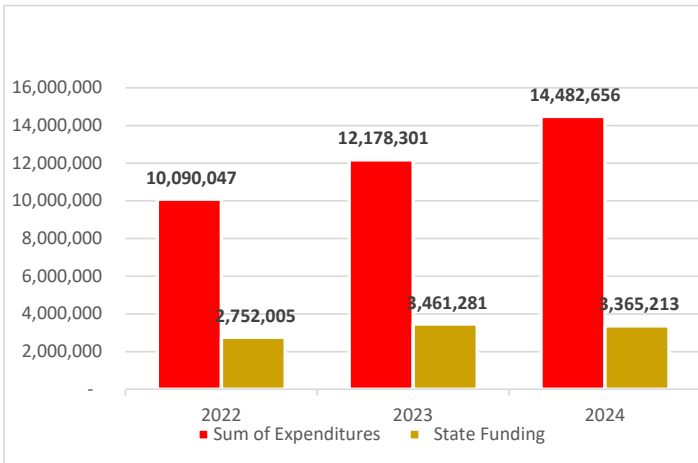
What was intended to serve as the primary funding source for public defenders only accounted for 10.9% of the office's expenditures in CY 2024. As costs have risen due to inflation and increased attorney fees, CUF collections have not kept up, increasing the office's reliance on other funding streams.

Comparison of 2024 Expenditures to Local Revenues



The City of New Orleans has made a significant investment in the Office of the Orleans Public Defender appropriating \$11,151,812 during CY24. This investment by the city accounts for 77% of the office's expenditures and creates an avenue for district solvency despite the failure of the system's primary funding stream.

Comparison of 2024 Expenditures to State Funding



During Calendar Year 2024, the district office received state funding totaling 23% of the office's expenditures. The Office of the State Public Defender remains committed to investing in the district office to encourage the City of New Orleans' continued support of the Orleans Public Defenders.

The 41st Judicial District Office of the Public Defender is comprised of a single parish, Orleans.

Public Defender's represent indigent persons accused of a crime or involved in Child in Need of Care matters across 25 sections of court.

In the 41st Judicial District, Public Defenders handle juvenile delinquency, Child in Need of Care, misdemeanor, and felony cases.

Number of Parishes in the
Judicial District

1

Number of Weighted
Sections of Court

25

District 41 Total Cases Handled
in 2024 → 18,727

Individuals
Represented in CY24 → 11,508

Adult Misdemeanors

7,612

Adult Felonies &
LWOPs

9,194

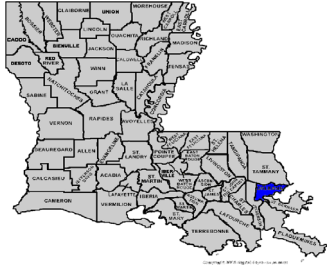
Delinq. & FINS
Cases

1,295

CINC &
Termination

626

During Calendar Year 2024, the 41st Judicial District Office of the Public Defender represented 11,508 individuals in 18,727 total cases. Undoubtedly, a significant portion of the cases handled during 2024 were rooted in the effects of Louisiana's mental health and substance abuse crises. As the Office of the State Public Defender seeks a stable, reliable, and adequate funding stream that is not reliant on Conviction and User Fees (CUFs) we also seek to have a criminal justice system that we can pay for. A system that focuses on non-carceral rehabilitative interventions when appropriate.



THE 41ST JDC PUBLIC DEFENDERS' OFFICE

Parish(es) & Seat(s)	Orleans - New Orleans
Population	358,355
District Defender	Danny Engelberg
Years as District Defender	2
Before Becoming District Defender, Years in Public Defense	17
Does the District Defender Maintain a Private Practice? If NO, Simply Enter a Zero. If Yes, Enter the Number of Estimated Hours Per Month on Average	0
Office Manager	Dannielle Berger, Chief Administrative Officer
Primary Office Street Address	2601 Tulane Avenue, Suite 700
City	New Orleans
ZIP	70119
Days of Week Open (M-F) and Office Hours (am -pm)	M-F, 8:30-4:30
Primary Phone	504-821-8101
Primary Mailing Address	2601 Tulane Ave., Suite 700, New Orleans, LA 70119
Primary Fax Number	504-821-5285
Primary Emergency Contact	Dannielle Berger, Chief Administrative Officer
Primary Emergency Phone	504-338-3356
Secondary Emergency Contact	Danny Engelberg, Chief Defender
Secondary Emergency Phone	504-784-5674
Other District Office(s) Physical and Mailing Addresses and Phone Numbers	N/A
Other District Office Contact Personnel (Primary Only)	N/A
Name of Owner(s) of Office(s)/Building (i.e., Lessor)	Karen Glaser (Tulane Tower)
If The Office Does Not Own Its Building(s) AND Pays No Rent, Indicate The Source Of Office Space Support	N/A
Total Annual Cash Support by Local Appropriation or Tax/Millage (indicate if this figure is an estimate)	\$11,151,821.00

# And Job Titles Of All Staff Whose Wages Are Provided By Local Government	N/A
Total PDO Staff Costs <u>Provided by Local Government</u>	N/A
# of Workers with Retirement Benefits <u>Paid by Local Government</u>	N/A
Total Annual Cost of Retirement Benefits <u>Paid by Local Government</u> (if unknown enter "UNK")	N/A
# of Workers with Health Benefits Paid by Local Government	N/A
Total Annual Cost of Health Benefits Paid by Local Government (if unknown enter "UNK")	N/A
List Any Other Local In-Kind Contributions Or Other Support From Local Government	N/A
Courts and Locations	Criminal District Court - 2700 Tulane Avenue, New Orleans, 70119; Magistrate Court, 2700 Tulane Avenue, New Orleans, 70119; Juvenile Court, 1100 Milton Street, New Orleans, LA 70112; Municipal and Traffic Court, 1601 Perdido St., New Orleans, 70112; New Orleans, 70119.
Number of Divisions/Sections of Criminal Court for Each Court in District (Include District Court, CRIMINAL District Court, City Court, Municipal Court, Mayor's Court, etc.) For Which your Office Provides Representation	Criminal District Court (12); Juvenile Court (4); Municipal and Traffic Court (7); Criminal Magistrate Court (1); Criminal Commissioners (4).
Name of Adult Detention Facilities in This District	Orleans Justice Center
Name of Adult Detention Facilities Outside the District Which Hold Clients	While the majority of our clients are housed at the Orleans Justice Center (with some acute mental illness beds at the Temporary Detention Center), some clients remain at various facilities throughout the state. This is generally due to pre-existing sentences or federal charges, though during the past year has also resulted from current overcrowding at OJC.. The most common out of parish facilities are the Louisiana State Penitentiary at Angola, the St. Charles Parish Prison, and Elayn Hunt Correctional Center.
Name of Juvenile Detention Facilities In This District	Juvenile Justice Intervention Center
Name of Juvenile Detention Facilities Outside the District Which Hold Clients	None, for pre-trial detention. Office of Juvenile Justice Secure Care Facilities include: Bridge City Center for Youth; Swanson Correctional Center Columbia; Swanson Correctional Center Monroe Acadiana Center for Youth; Acadiana Center for Youth - St. Martinsville; Ware Center for Youth, and Jackson Parish Correctional.
Do Your Courts Routinely Bring Juveniles Before The Judge In Shackles If They Are Being Held In Detention Or Secure Custody At The Time Of The Hearing? Note That Ch. Code Art. 408 Forbids Routine Shackling	In Criminal District Court, transferred juveniles are generally shackled. In juvenile court, defendants are not shackled.
District Attorney	Hon. Jason R. Williams

Chief Judge of Criminal District Court	Hon. Tracey Flemings-Davillier
Juvenile Court Judges (Specify District of City Court)	Clinton Smith, Candice Bates-Anderson, Desiree Cook-Calvin, Ranord Darensburg (Chief Judge).
Drug Court Judges	Judge Tracy Flemings-Davillier "B"; Judge Benedict Willard "C"; Judge Kimya Holmes "D"; Judge Rhonda Goode-Douglas "E"; Judge Robin Pittman "F"; and Judge Marcus Delarge "K" (co-occurring w/ MH)
Mental Health Court Judges	Judge Marcus Delarge "K" and Judge Paul Sense "A" Municipal Court
Other Specialty Court	Veteran's Court, Judge Benedict Willard "C"; Domestic Violence Court, Judge Rhonda Goode-Douglas "E" and Magistrate Judge Juana Lombard "M1"; Re-entry Court, Judge Marcus Delarge "K"; Rise and Release Court, Judge Nandi Campbell "G" and Judge Angel Harris "L"; and Community Court, Judge Robert Jones "B" Municipal Court.
Name of Specialty and Brief Description:	Veterans Court is designed to assist military veterans gain access to programming and support designed to assist them and prevent criminal involvement. Domestic Violence Court is designed to monitor and support those accused of domestic violence to help reduce recidivism. Re-entry Court is designed to assist clients returning to the community after longer term incarceration in State correctional facilities. Rise and Release Court is designed to help individuals affected by unconstitutional non-unanimous jury convictions transition from prison into their New Orleans communities. Community Court is designed to assist people receive much needed treatment and services.

<p>Short Term Critical Issue Areas</p>	<p>OPD continues to confront very high workloads with work happening at a break-neck pace. In 2024, OPD handled more cases with the addition of Troop NOLA, the Attorney General's new Orleans prosecutorial office, numerous legislative changes, including the rollback of Raise the Age, and an increasing crisis at the jail due to overcrowding. OPD covers 28 sections across three different courts in Orleans Parish. In addition to the thousands of cases we touch each year, we have some of the highest numbers of serious felony cases where someone faces a life or virtual life sentence. The Louisiana State Police added a dedicated New Orleans patrol, Troop NOLA. This additional police presence has increased our overall number of clients, cases, and workload. Also, the Attorney General's Office added a dedicated New Orleans office. This is an additional prosecutorial entity (in addition to the City Attorney and District Attorney offices) where OPD is responsible for representing clients. As can be seen in our caseload reports, we have seen a significant increase in new misdemeanor and felony cases over the year. 2024 has seen a truly drastic increase in the number of trials – especially complex jury trials. We have nearly tripled the number of judge and jury trials than in years past. While this has increased the experience and expertise of our case teams, and netted a number of positive results for clients, it has also exhausted attorneys and case teams who were already spread especially thin.</p> <p>The crisis in overcrowding at the Orleans Justice Center, and its impact on our clients and their cases, cannot be ignored. OJC is significantly over permitted capacity, as well as way over bed capacity. This has led to truly deplorable conditions for our clients. Many are sleeping on floors and waiting in intake for days before a bed opens up. Others are in overcrowded units with not enough staff to keep them safe. The jail overcrowding crisis has also caused operational difficulties. Due to the way the jail was constructed, there are not enough visitation rooms for case teams to confidentially meet with clients. Attorneys regularly wait hours to visit one client. Additionally, the jail is facing staffing shortages, which has proven a hindrance to regular access to incarcerated clients.</p> <p>Lastly, relating to workload and jail size, the changes to sentencing and juvenile justice laws have begun to exacerbate issues. The adult system once again includes 17 year olds, and everyone charged with non-crimes of violence now faces 85% good time before release to parole as opposed to 35% good time release before parole. While the legislative intent was to provide truth in sentencing and have Department of Corrections sentences on non crimes of violence reflect the actual time period served, we have not seen other system actors (judges and prosecutors) adjust sentences and plea offers to this new reality.</p>
---	---

<p>Long-Term Critical Issue Areas and other External Factors (outside of your control) that Negatively Affect the Delivery of Services in Your District</p>	<p>Public defense in Louisiana continues to lack dedicated, stable funding and resources to carry out its constitutionally mandated work. This would protect against fluctuations in the overall system of fines and fees. Instead, public defense relies on “user-pay” conviction and user fees (CUF’s) that continue a decade-long decline. For instance, in Fiscal Year 2013, OPD received \$1,726,613 in revenue from our local Traffic Court. In FY24, OPD received just \$360,426 from the combined Municipal and Traffic Court. Dedicated state and local funding for public defense is minimal when compared to that provided to District Attorneys. These disparities exist despite public defense being mandated by both federal and state constitutions, and have significant impact on districts to respond to the demand brought by the system. Long term, the system must address these declining user fees and increase funding at the state level to meet the constitutional mandate of indigent defense.</p> <p>In an effort to increase the overall level of representation, the State should continue advocating for an increased state appropriation, as well as supporting and advocating for local funding, particularly in the larger metropolitan districts. OPD was able to address our drastic decrease in CUF’s with local funding advocacy. This has allowed us to fill the gaps created by the decline in local fines and fees/CUF’s. However, it is critical that state funding not decrease because of increased local funding. As it applies to New Orleans, the City’s intent is to supplement, not replace, state funding and its ongoing local funding is contingent that OPD’s state-wide funding remaining consistent and not declining.</p> <p>Another long term issue for OPD is long term office space. Our current office building has been for sale and the future is unknown as to our stability in the physical office. We will continue exploring possible options for long-term office space.</p>
<p>2024 Media Coverage and/or Major Accomplishments</p>	<p>2024 focused on the impacts of the legislative changes from the many special crime sessions, as well as the regular legislative session, and the impacts on our community and work. OPD continued our success in normalizing equitable funding between public defense and prosecution. Capacity was certainly an issue in being able to proactively pitch and create communications efforts, but we remained connected with our local, state, and national media to inform, provide information both on the record and on background, as well as comment on particular concerns and issues. DEVELOPMENT: We were once again selected as a host site for the Black Public Defender Association’s Community Engagement Summer Fellowship, as well as the Summer Law Clerkship. Our BYRNE JAG/LCLE grant was awarded and the project to expand our peer mentorship work began.</p>
<p>Describe Supervisory Structure in Your District (For Attorneys and Non-Attorneys)</p>	<p>OPD is divided into supervisory groups, led by supervisors and leadership staff. The leadership team consists of the District Defender, the Chief Administrative Officer, and 2 Deputy Chief Defenders. The management team consists of the Chief of Trials, Training Director, and other division heads and their deputies, as well as attorney supervisors. Non-attorneys supervise the Client Services Division, the Legal Assistant Division, and the Investigation Division. The CAO, the Training Director, and the heads of CSD and Investigation all have deputies with separate management responsibilities, in addition to assisting the division head.</p>
<p>Medical Benefits for Any Staff, Please Describe, Noting Who Pays For the Benefit</p>	<p>OPD offers Blue Cross Medical, Dental, and Vision Insurance. OPD pays 100% percent of the monthly premiums.</p>

Number of Cases Involving Children Under Age 18 (prior to April 19, 2024), and Children Under Age 17 (After April 19, 2024) in Your District That Were Directly Filed in Adult Court or Transferred to Adult Court in 2024	In 2024, 14 juveniles were transferred to Criminal District Court.
Number of Cases Involving Children Under Age 18 (prior to April 19, 2024), and Children Under Age 17 (After April 19, 2024) in Your District in Which a Transfer of a Child to Adult Court was Denied	OPD is unaware of any case(s) wherein a transfer was denied by the Juvenile Court.
Please Provide the Names of All State Representatives and Senators from Your District	<u>See:</u> http://house.louisiana.gov/H_Reps/By_Deleg/H_Reps_Deleg_Orleans.asp
What Changes Have You Implemented in Your District Office in 2024 That Have Improved the Delivery of Public Defender Services?	<p>In 2024, OPD has continued to tackle recruiting, retention, and attrition by increasing salaries and benefits, expanding hiring, and improving office culture, support, training, and supervision. Due to successful local funding, OPD was able to fill vacant positions and increase pay for all staff, including first year attorney salaries which are now commensurate with statewide ADA salaries. Additionally, OPD continued to focus on increased resources for contract conflict representation, expanded representation in Municipal Court & Traffic Court, and improved client advocacy, including hiring people formerly incarcerated for more collaborative representation. We also continued technology and systems improvements to increase work efficiency, improve data storage and security, and drive down long term costs.</p> <p>The work in 2024 has been even more intense and at a higher pace than the previous years. We had close to triple the number of jury trials than previous years, filed numerous writs, and increased over-all case resolutions. In order to meet this unique moment of significant increases in trial work, we have worked hard to increase resources to our trial teams through expert expenses, trainings, and necessary materials. In addition, OPD doubled the number of clients served through our Client Services Division, improving case results by directly addressing unique client needs. There were more than 1,000 referrals to CSD to provide incarceration alternatives, including services, treatment, housing, education, etc. This holistic approach continues to address overall public health and safety needs by working to stabilize, support, and address the root causes of system interaction. As with prior years, OPD relied on long-serving staff with significant institutional knowledge to ensure the delivery of public defender services and partnerships with state and local partners.</p>

41st District Defender Office CY 2024 Caseloads & Outcomes

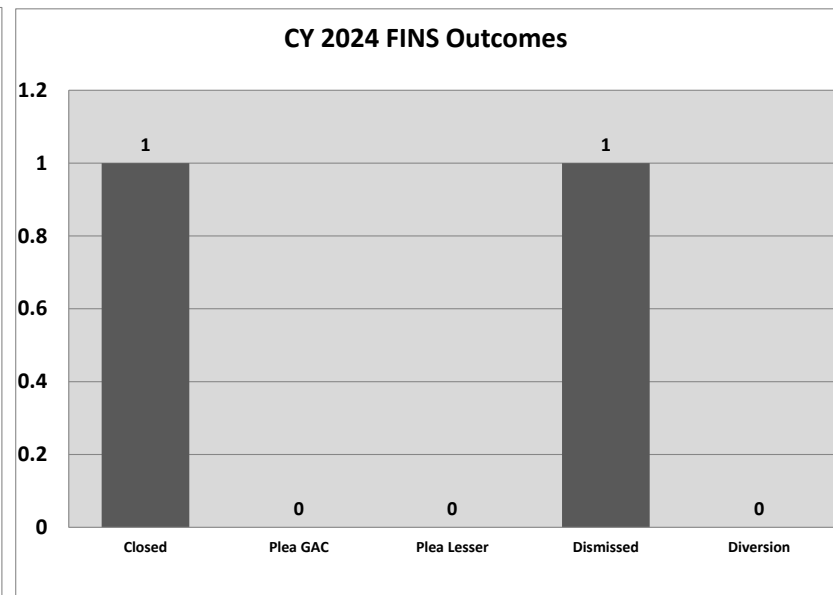
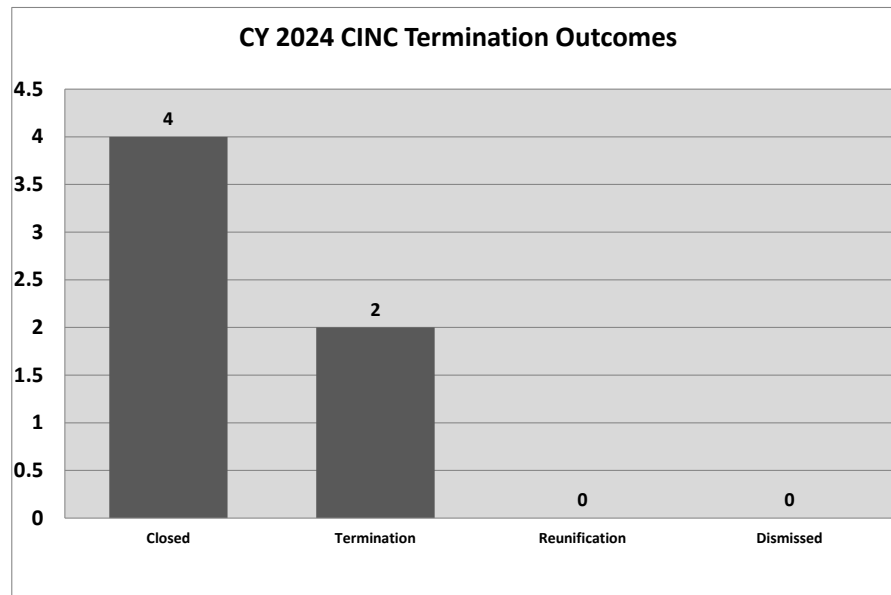
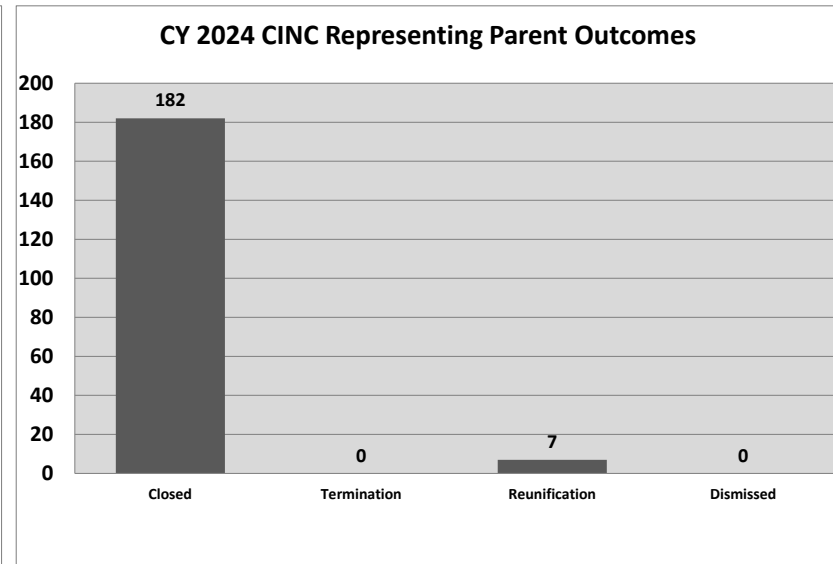
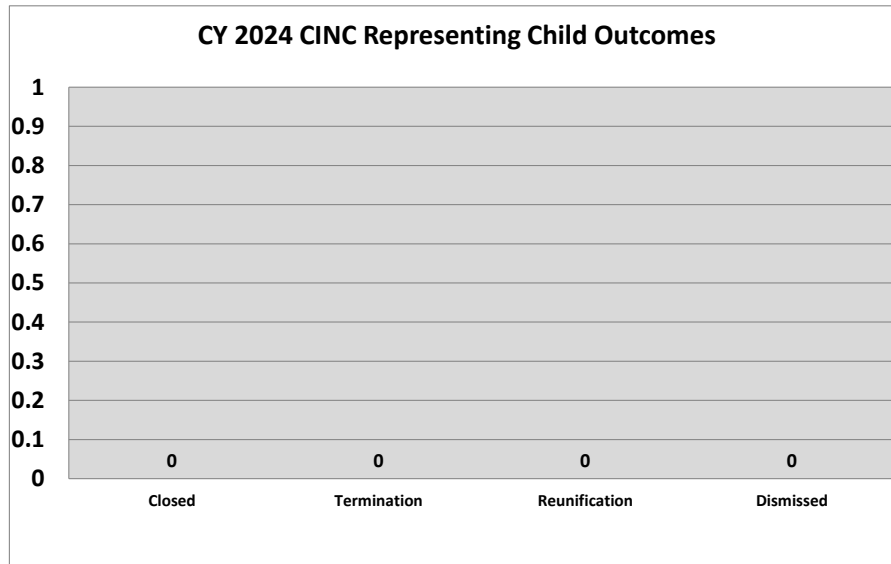
Case Type	New Cases 01/1/2024- 12/31/2024	Closed Cases 01/1/2024- 12/31/2024	Pending Cases* (# of Cases pending on 12/31/2023)	# of Cases pending on 12/31/2023 plus New Cases Received 01/1/2024- 12/31/2024	# Cases Resulting in Termination of Parental Rights	# Cases Resulting in Reunification	# Charges with Admit/Guilty Plea to Current Offense	# Charges with Plea of Guilty to Lesser Charge	# Charges Resulting in Dismissal	# Charges Resulting in Diversion or Deferred Disposition	# Jury Trials: Found Not Guilty	# Jury Trials: Found Guilty	# Judge Trials: Found Not Guilty	# Judge Trials: Found Guilty	Total Trials
Child Support	0	0	0	0	N/A	N/A	N/A	N/A	0	N/A	N/A	N/A	N/A	N/A	0
CINC-Child	0	0	0	0	0	0	N/A	N/A	0	N/A	N/A	N/A	N/A	N/A	0
CINC-Parent	290	182	331	621	0	7	N/A	N/A	0	N/A	N/A	N/A	N/A	N/A	0
Termination	2	4	3	5	2	0	N/A	N/A	0	N/A	N/A	N/A	N/A	N/A	0
FINS	2	1	2	4	N/A	N/A	0	0	1	0	N/A	N/A	N/A	N/A	0
Delinquency Misdemeanor	183	128	86	269	N/A	N/A	34	1	90	1	N/A	N/A	5	0	5
Delinquency Felony	463	460	522	985	N/A	N/A	167	13	171	2	N/A	N/A	24	8	32
Delinquency-Life	18	12	19	37	N/A	N/A	1	1	2	0	N/A	N/A	0	0	0
Juvenile Revocations	0	3	0	0	N/A	N/A	0	0	0	N/A	N/A	N/A	N/A	N/A	0
Adult Misdemeanor	5836	4951	1776	7612	N/A	N/A	697	237	1210	2	3	3	36	10	52
Adult Felony Non-LWOP	4996	4210	3162	8158	N/A	N/A	2145	611	791	0	50	24	48	37	159
Adult LWOP	148	167	251	399	N/A	N/A	45	38	62	0	4	15	0	0	19
Capital	0	0	0	0	N/A	N/A	0	0	0	0	0	0	0	0	0
Revocations	128	356	509	637	N/A	N/A	0	0	9	0	N/A	N/A	N/A	N/A	0
PCR	0	0	0	0	N/A	N/A	N/A	N/A	N/A	N/A	N/A	N/A	0	0	0
SOAP	0	0	0	0	N/A	N/A	N/A	N/A	N/A	N/A	N/A	N/A	N/A	N/A	0

NOTE: Charges columns include all charges filed in association with a particular Case Type, regardless of each charge's severity.

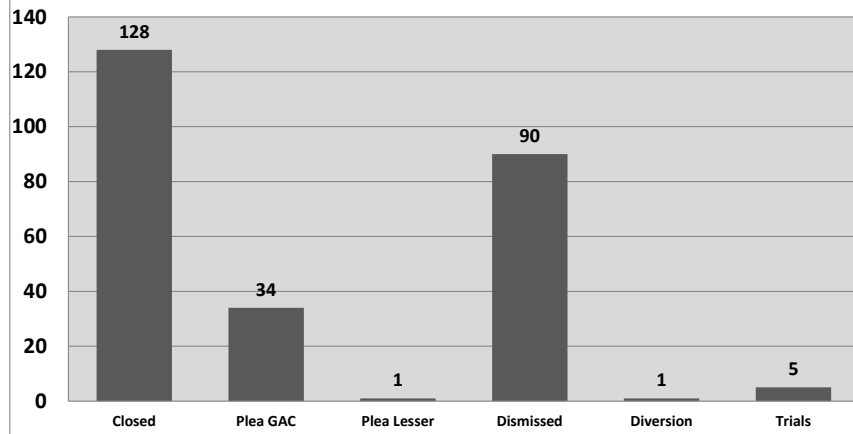
*Includes Traffic, Parish/Municipal Ordinances, Extradition and Unclassified Cases

**Life Without Parole

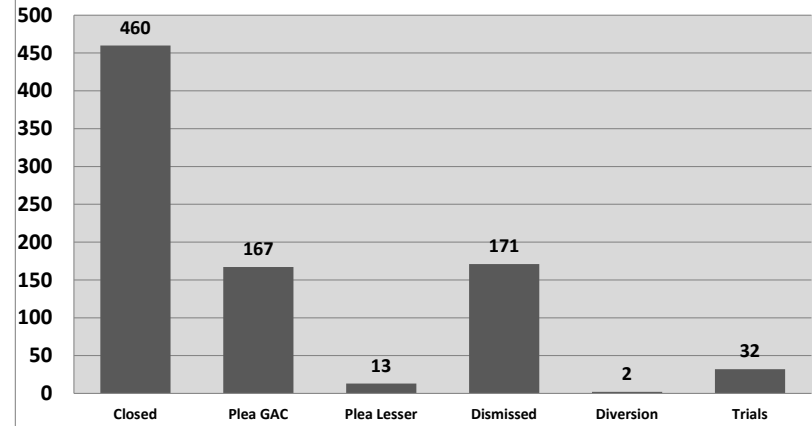
***Capital cases may include cases initially opened by the district office and transferred to a program office at some later stage in the proceedings.



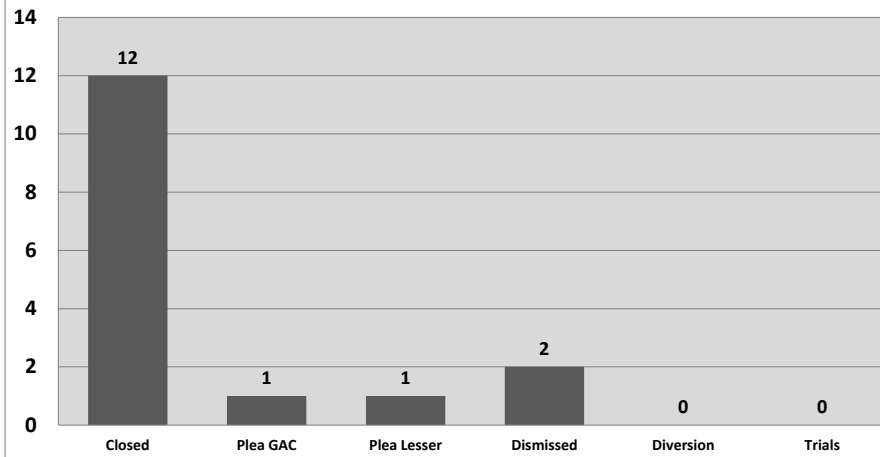
CY 2024 Delinquency Misdemeanor-Grade Outcomes



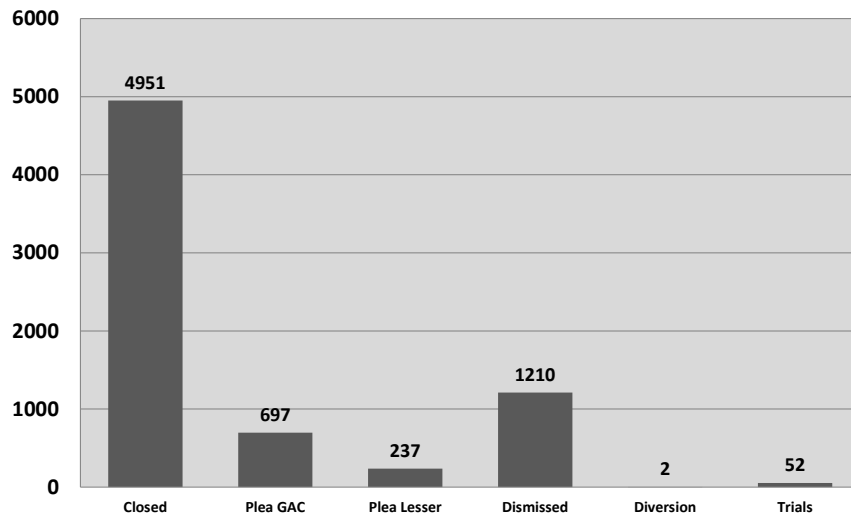
CY 2024 Delinquency Felony-Grade Outcomes



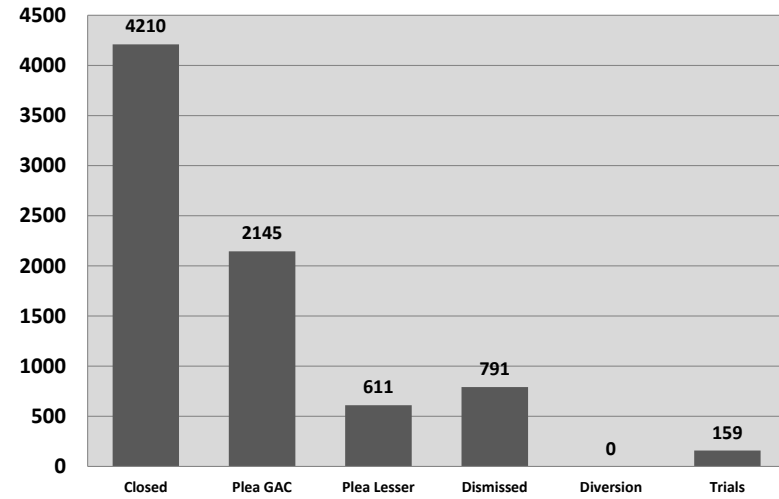
CY 2024 Delinquency Life Outcomes



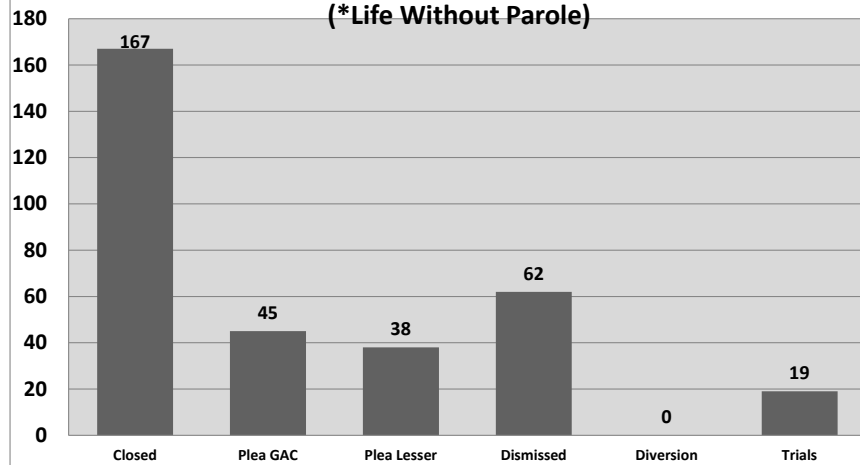
CY 2024 Adult Misdemeanor Outcomes



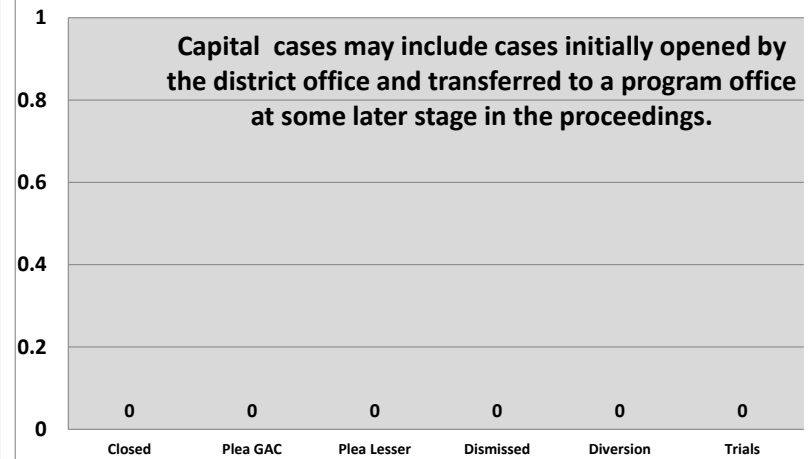
**CY 2024 Adult Felony Non-LWOP* Outcomes
(*Life Without Parole)**



**CY 2024 Adult Felony LWOP* Outcomes
(*Life Without Parole)**



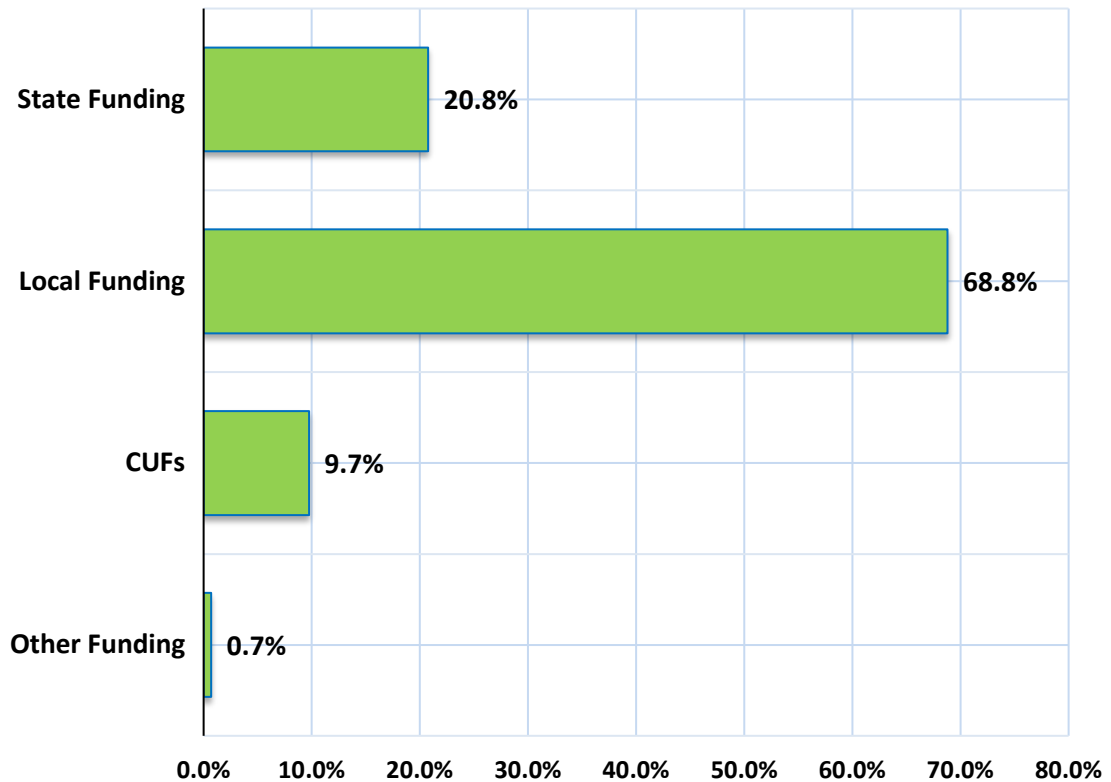
CY 2024 Capital Outcomes



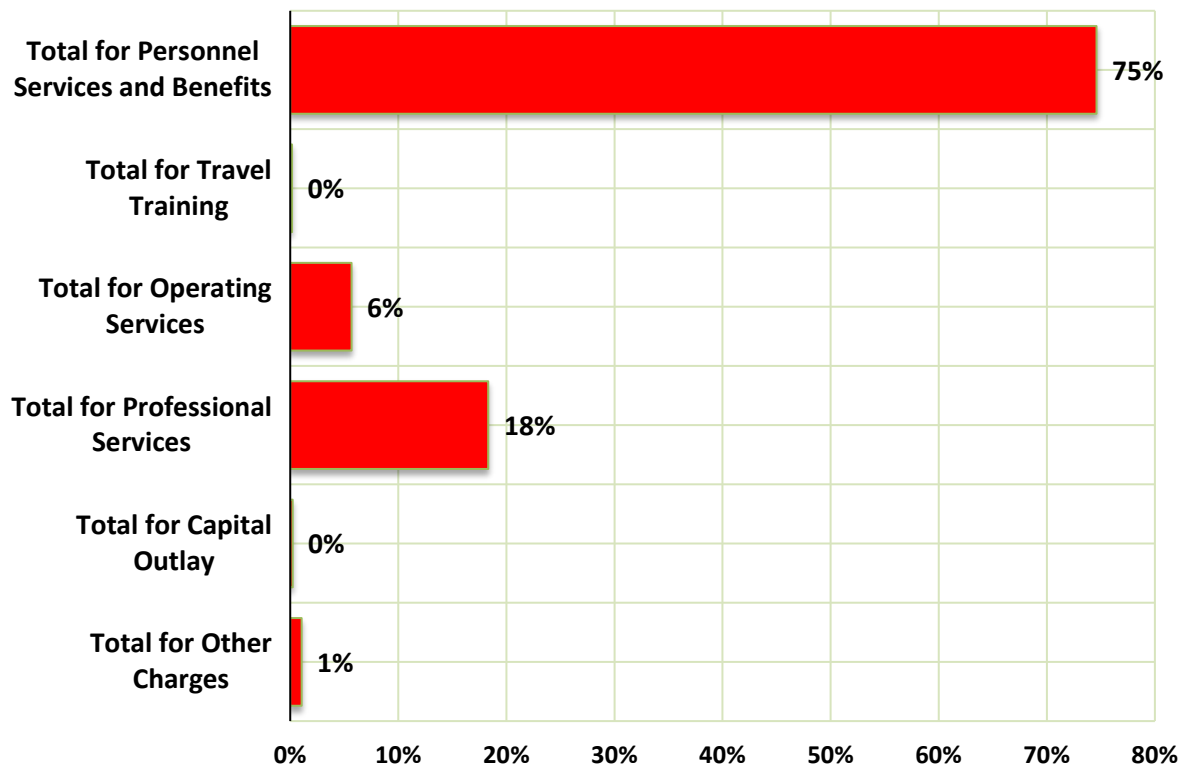
District 41 CY2024	Total CY2024
District Defender: Daniel Engelberg	
REVENUE	
Federal Government	
Grants - Direct	-
Grants - Indirect (pass thru State)	50,000.00
Total for Federal Government	50,000.00
State Government	
Department of Corrections	-
Child in Need of Care (CINC)	147,676.48
District Assistance Fund (DAF)	3,064,841.66
Supplemental/Emergency Funds	102,695.15
Grants	-
Other State Income -List source(s)	-
Total for State Government	3,315,213.29
Local Government	
Appropriations - General	10,589,312.00
Appropriations - Special	562,500.00
Taxes - Millages, Sales, Special, & Other	-
Condition of Probation	400.00
Criminal Bond Fees [\$2 per bonded case as per 15:85.1] and Surety Bond Licensing Fees [per 22:822 B]	318,796.75
Traffic Camera	825,535.00
Grants	-
Other Local Income -List source(s)	21,383.00
\$45 Special Court Costs [R.S. 15:168.B(1)] and \$35 Mayor's Court Costs	
Criminal District Court	6,340.86
City & City-Ward Courts	-
Judicial District Courts	-
Juvenile Court	-
Mayor's Court (\$35 Special Court Costs for Mayor's Court Only)	-
Magistrates' Courts	-
Municipal Court	11,863.50
Parish Courts	-
Traffic Court	415,016.29
Non-itemized, lump sum collected and remitted by all courts	-
Non-Itemized lump sum assessed by the court; collected and remitted by the Sheriff(s)	-
Non-Itemized lump sum assessed by the court; collected and remitted by the Police Juries	-
Total for \$45 Special Court Costs [R.S. 15:168.B(1)] and \$35 Mayor's Court Costs	433,220.65
Charges For Services	
\$40 Indigent Defense Application Fees [as per 15:175 A (1)(f)]	1,365.00
Partial Attorney Fees Reimbursements [as per 15:176]	-
Other Reimbursements	-
Other Local Income -List source(s)	-
Total for Charges For Services	1,365.00
Total for Local Government	12,752,512.40
Investment Earnings	
Interest Income	-
Other Investment Income - List source(s)	-
Total for Investment Earnings	-
Other Sources (Grants & Contributions)	
Non-Profit Organizations	-
Private Organizations	71,500.00
Corporate	-
Other - List source(s)	20,041.45
Total for Other Sources (Grants & Contributions)	91,541.45
Total for REVENUE	16,209,267.14

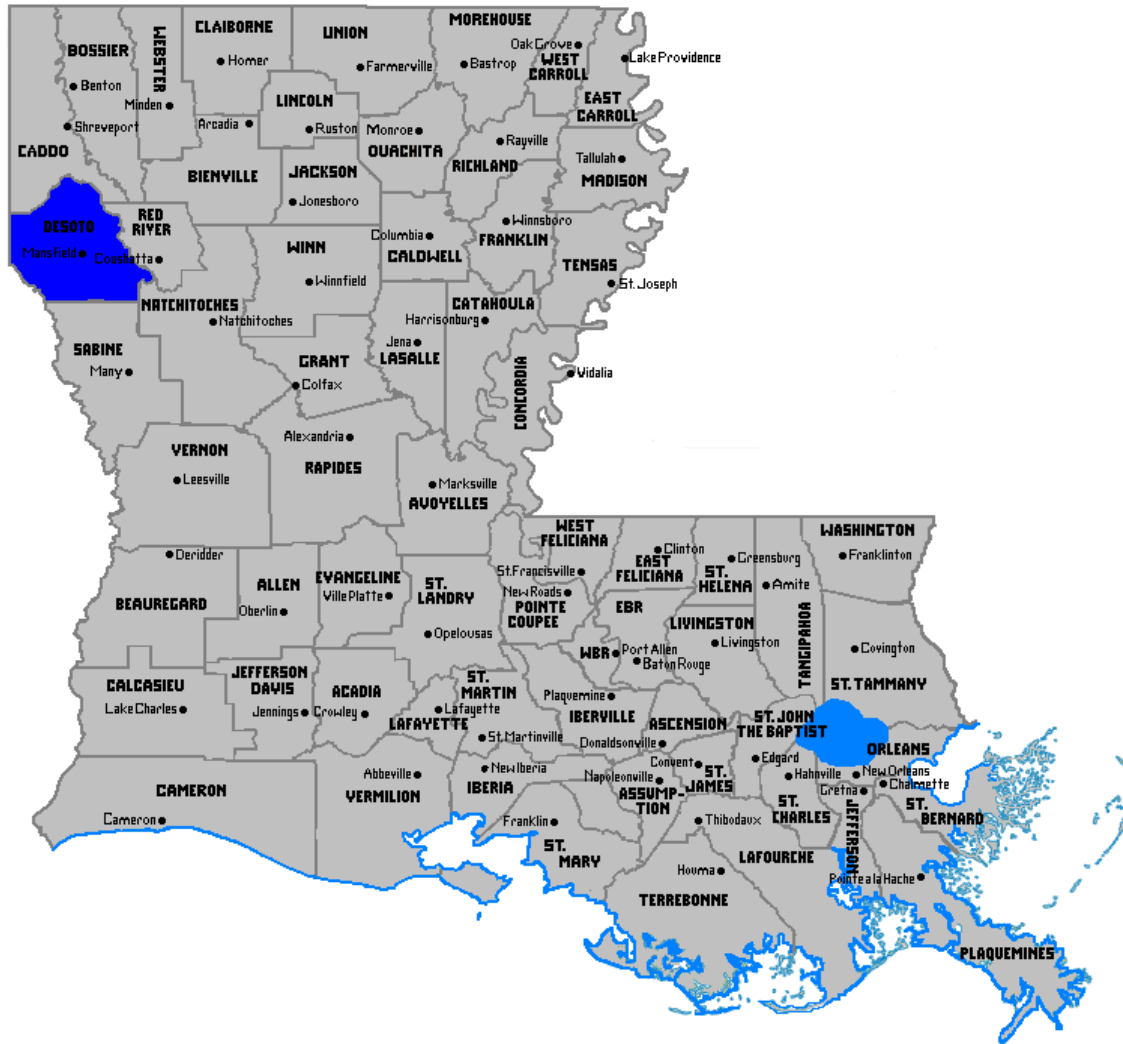
District 41 CY2024	Total CY2024
District Defender: Daniel Engelberg	
EXPENDITURES	
Personnel Services and Benefits	
Salaries	8,485,695.41
Accrued Leave	-
Payroll Taxes	646,792.03
Hospitalization and Disability Insurance	1,202,324.10
Retirement	467,089.18
Other	-
Total for Personnel Services and Benefits	10,801,900.72
Travel/Training	
Parking/Auto Tolls	-
Travel/Lodging/Per Diem/Mileage	26,028.02
Total for Travel/Training	26,028.02
Operating Services	
Advertisements	-
Workers' Compensation	(1,529.14)
Insurance - Malpractice	60,609.00
Insurance - Auto/Physical Liability	6,446.88
Insurance - Other	-
Lease - Office	433,800.00
Lease - Auto/Equipment	29,953.66
Lease - Other	-
Office Repair and Maintenance	9,765.64
Office - Telephone/Utilities/Postage/Internet	93,851.26
Dues and Seminars	48,798.12
Law Library/Journals/Subscriptions	78,411.61
Office Supplies	59,860.89
Total for Operating Services	819,967.92
Professional Services	
Audit/Accounting Expense	43,101.25
Contract Clerical	-
Expert Witness	225,076.02
Investigators	53,516.14
Interpreters	5,151.58
Social Workers	22,992.00
Capital Representation	-
Conflict	829,268.48
Contract - Juvenile Attorneys or CINC	803,650.00
Misdemeanor Attorney Contracts	21,750.00
Contract Attorneys - all other	567,000.00
IT/Technical Support	81,750.00
Total for Professional Services	2,653,255.47
Capital Outlay	
Major Acquisitions	30,776.10
Total for Capital Outlay	30,776.10
Other Charges	
Other Operating Expenses	150,727.38
Total for Other Charges	150,727.38
Total for EXPENDITURES	14,482,655.61
<p>"Note that some data in this report may change due to district corrections or revisions."</p>	

CY24 REVENUES



CY24 EXPENDITURES



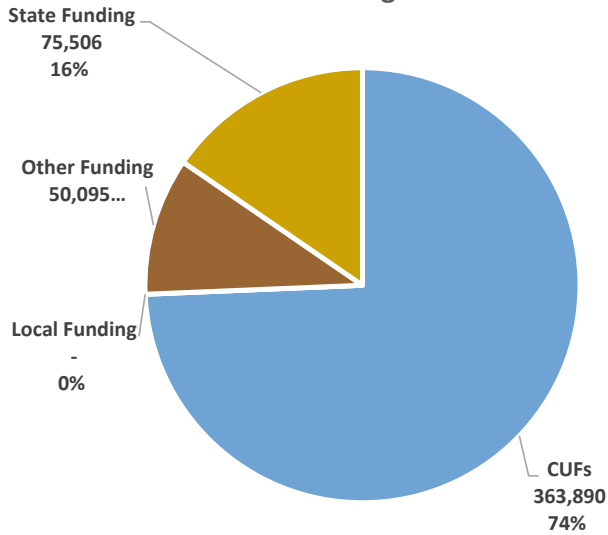


THE 42ND JUDICIAL DISTRICT
PUBLIC DEFENDERS' OFFICE
DESOTO (MANSFIELD)

DISTRICT DEFENDER: BRIAN C. McRAE
94 POLK ST., SUITE 202
MANSFIELD, LA 71052
(318) 872-6250

In 2024, the 42nd Judicial District Office of the Public Defender received \$489,490.87 in total revenues. Of the total revenues received, 74% of funding was derived from Conviction and User Fees (CUFs), which significantly exceeds the statewide average of 31%. Only 16 percent of district office funding was derived from state supplemental assistance.
*Please note that some data provided by the district have not been verified by OSPD.

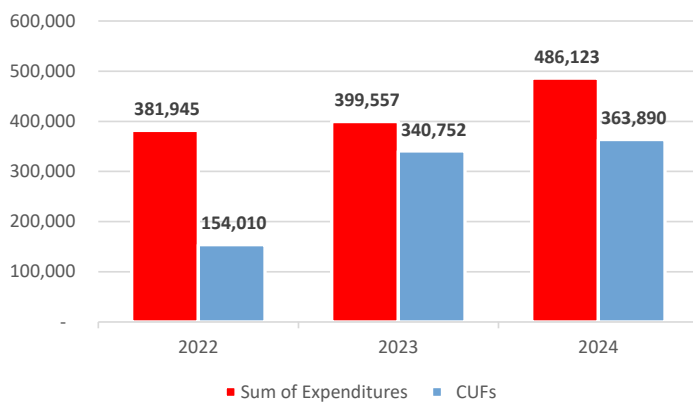
2024 Funding Sources



Statutory Conviction and User Fees (CUFs) Judicial District Indigent Defender Fund

Revenue Stream	Statutory Authority
Special Court Costs (\$45)	R.S. 15:168(B)
Mayor's Court	R.S. 33:441)
Application Fee (\$40)	R.S. 15:175)
Partial Reimbursement	R.S. 15:176)
Bond Forfeiture	R.S. 15:571.11)
Civil Forfeiture (RICO)	R.S. 15:1356)
Posting of Criminal Bond (\$2)	R.S. 15:85.1)
Commercial Surety Bonds (\$45)	R.S. 22:822)

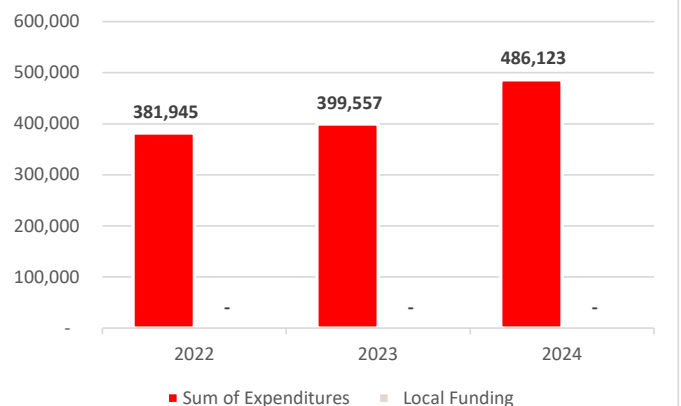
Comparison of 2024 Expenditures to CUFs



Louisiana's Public Defense System is intended to be funded primarily by Conviction and User Fees (CUFs). CUFs are comprised of eight statutes that require district court judges, city court judges, and mayors to assess fines or fees on people who have been convicted of a crime, traffic violation, or ordinance. CUFs are also generated by other actions in the criminal justice system such as bond fees, forfeitures, and application fees.

In the 42nd District, the funding mechanism functions as intended, with 75% of the office's expenditures accounted for by CUFs in CY 2024.
*Please note that some data provided by the district have not been verified by OSPD. Some data in this report may change due to district corrections or revisions.

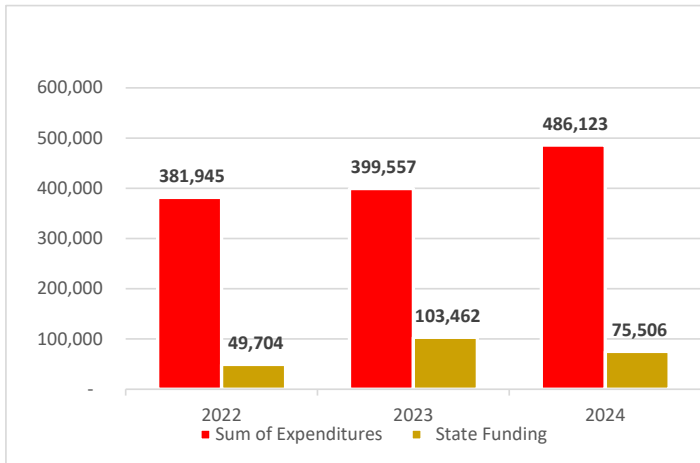
Comparison of 2024 Expenditures to Local Revenues



In 2024, the 42nd Judicial District Office of the Public Defender did not receive any local funding or in-kind support from the local government or criminal justice system within the district.

*Please note that some data provided by the district have not been verified by OSPD. Some data in this report may change due to district corrections or revisions.

Comparison of 2024 Expenditures to State Funding



The failure of the public defender's system unstable funding stream that has resulted in an increased reliance on state supplemental assistance for solvency in jurisdictions across the state, has led to the 42nd Judicial District Office of the Public Defender receiving limited supplemental state assistance. State resources have gone towards ensuring solvency in other parts of the state. During Calendar Year 2024, the office received state funding totaling only 15.5% of the office's expenditures.

*Please note that some data provided by the district have not been verified by OSPD. Some data in this report may change due to district corrections or revisions.

The 42nd Judicial District Office of the Public Defender is comprised of a single parish, DeSoto.

Public Defender's represent indigent persons accused of a crime or involved in Child in Need of Care matters across 2 sections of court.

In the 42nd Judicial District, Public Defenders handle juvenile delinquency, Child in Need of Care, misdemeanor, and felony cases.

Number of Parishes in the
Judicial District

1

Number of Weighted
Sections of Court

2

District 42 Total Cases Handled
in 2024 → 1,447

Individuals
Represented in CY24 → 1,098

Adult Misdemeanors

706

Adult Felonies &
LWOPs

618

Delinq. & FINS
Cases

79

CINC &
Termination

44

During Calendar Year 2024, the 42nd Judicial District Office of the Public Defender represented 1,098 individuals in 1,447 total cases. Undoubtedly, a significant portion of the cases handled during 2024 were rooted in the effects of Louisiana's mental health and substance abuse crises. As the Office of the State Public Defender seeks a stable, reliable, and adequate funding stream that is not reliant on Conviction and User Fees (CUFs) we also seek to have a criminal justice system that we can pay for. A system that focuses on non-carceral rehabilitative interventions when appropriate.



THE 42ND JDC PUBLIC DEFENDERS' OFFICE

Parish(es) & Seat(s)	DeSoto - Mansfield
Population	27,114
District Defender	Brian C. McRae
Years as District Defender	4
Before Becoming District Defender, Years in Public Defense	29
Does the District Defender Maintain a Private Practice? If NO, Simply Enter a Zero. If Yes, Enter the Number of Estimated Hours Per Month on Average	0
Office Manager	Cheri Sewell
Primary Office Street Address	94 Polk St., Suite 202
City	Mansfield
ZIP	71052
Days of Week Open (M-F) and Office Hours (am -pm)	Open 8:00 - 4:00, Monday thru Friday
Primary Phone	318-872-6250
Primary Mailing Address	P.O. Box 1004 Mansfield La. 71052
Primary Fax Number	318-872-6262
Primary Emergency Contact	Brian C. McRae
Primary Emergency Phone	318-286-2486
Secondary Emergency Contact	Cheri Sewell
Secondary Emergency Phone	318-461-3218
Other District Office(s) Physical and Mailing Addresses and Phone Numbers	N/A
Other District Office Contact Personnel (Primary Only)	Cheri Sewell Cell: 318-461-3218
Name of Owner(s) of Office(s)/Building (i.e., Lessor)	Citizen's National Bank
If The Office Does Not Own Its Building(s) AND Pays No Rent, Indicate The Source Of Office Space Support	N/A
Total Annual Cash Support by Local Appropriation or Tax/Millage (indicate if this figure is an estimate)	None
# And Job Titles Of All Staff Whose Wages Are Provided By Local Government	None
Total PDO Staff Costs <u>Provided by Local Government</u>	None

# of Workers with Retirement Benefits <u>Paid by Local Government</u>	None
Total Annual Cost of Retirement Benefits <u>Paid by Local Government</u> (if unknown enter "UNK")	None
# of Workers with Health Benefits Paid by Local Government	None
Total Annual Cost of Health Benefits Paid by Local Government (if unknown enter "UNK")	None
List Any Other Local In-Kind Contributions Or Other Support From Local Government	None
Courts and Locations	42nd JDC Desoto Parish, Mansfield, Juvenile and Mayor's court in Mansfield, Stonewall and Logansport, La.
Number of Divisions/Sections of Criminal Court for Each Court in District (Include District Court, CRIMINAL District Court, City Court, Municipal Court, Mayor's Court, etc.) For Which your Office Provides Representation	Two CDC Divisions; Three Mayor's Court- Mansfield, Logansport, Stonewall
Name of Adult Detention Facilities in This District	DeSoto Parish Detention Center, 205 Franklin Mansfield La. 71052
Name of Adult Detention Facilities Outside the District Which Hold Clients	N/A
Name of Juvenile Detention Facilities In This District	None
Name of Juvenile Detention Facilities Outside the District Which Hold Clients	Ware Youth Center, Coushatta La.
Do Your Courts Routinely Bring Juveniles Before The Judge In Shackles If They Are Being Held In Detention Or Secure Custody At The Time Of The Hearing? Note That Ch. Code Art. 408 Forbids Routine Shackling	No
District Attorney	Charles B. Adams
Chief Judge of Criminal District Court	Amy Burford McCartney
Juvenile Court Judges (Specify District of City Court)	Amy Burford McCartney
Drug Court Judges	N/A
Mental Health Court Judges	N/A
Other Specialty Court	N/A
Name of Specialty and Brief Description:	N/A
Short Term Critical Issue Areas	New "Tag" program is increasing ticket revenue.

Long-Term Critical Issue Areas and other External Factors (outside of your control) that Negatively Affect the Delivery of Services in Your District	Health Insurance
2024 Media Coverage and/or Major Accomplishments	None
Describe Supervisory Structure in Your District (For Attorneys and Non-Attorneys)	Chief Defender - Brian C. McRae, Assistant District Defender - Richard Woolbert, and staff contract attorneys.
Medical Benefits for Any Staff, Please Describe, Noting Who Pays For the Benefit	No
Number of Cases Involving Children Under Age 18 (prior to April 19, 2024), and Children Under Age 17 (After April 19, 2024) in Your District That Were Directly Filed in Adult Court or Transferred to Adult Court in 2024	0
Number of Cases Involving Children Under Age 18 (prior to April 19, 2024), and Children Under Age 17 (After April 19, 2024) in Your District in Which a Transfer of a Child to Adult Court was Denied	0
Please Provide the Names of All State Representatives and Senators from Your District	Larry Bagley - State Representative. Senator - Barry Milligan
What Changes Have You Implemented in Your District Office in 2024 That Have Improved the Delivery of Public Defender Services?	Current Contract Attorneys are much more experienced.

42nd District Defender Office CY 2024 Caseloads & Outcomes

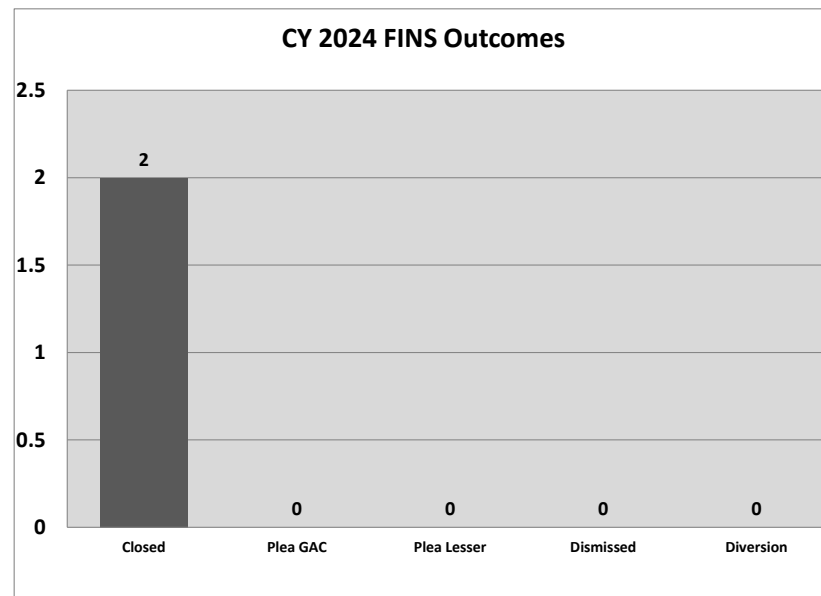

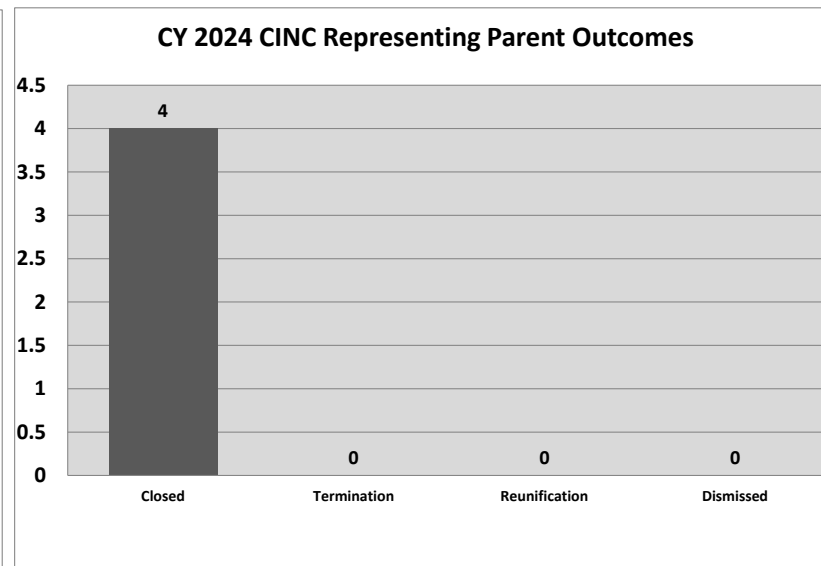
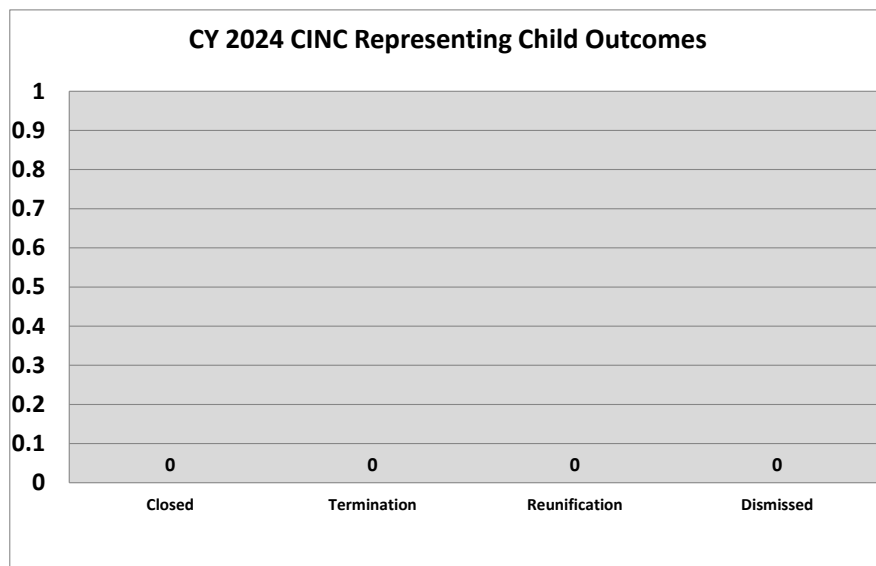
Case Type	New Cases 01/1/2024- 12/31/2024	Closed Cases 01/1/2024- 12/31/2024	Pending Cases* (# of Cases pending on 12/31/2023)	# of Cases pending on 12/31/2023 plus New Cases Received 01/1/2024- 12/31/2024	# Cases Resulting in Termination of Parental Rights	# Cases Resulting in Reunification	# Charges with Admit/Guilty Plea to Current Offense	# Charges with Plea of Guilty to Lesser Charge	# Charges Resulting in Dismissal	# Charges Resulting in Diversion or Deferred Disposition	# Jury Trials: Found Not Guilty	# Jury Trials: Found Guilty	# Judge Trials: Found Not Guilty	# Judge Trials: Found Guilty	Total Trials
Child Support	0	0	0	0	N/A	N/A	N/A	N/A	0	N/A	N/A	N/A	N/A	N/A	0
CINC-Child	0	0	0	0	0	0	N/A	N/A	0	N/A	N/A	N/A	N/A	N/A	0
CINC-Parent	9	4	35	44	0	0	N/A	N/A	0	N/A	N/A	N/A	N/A	N/A	0
Termination	0	0	0	0	0	0	N/A	N/A	0	N/A	N/A	N/A	N/A	N/A	0
FINS	0	2	3	3	N/A	N/A	0	0	0	0	N/A	N/A	N/A	N/A	0
Delinquency Misdemeanor	10	24	42	52	N/A	N/A	21	0	1	0	N/A	N/A	0	0	0
Delinquency Felony	11	6	13	24	N/A	N/A	6	0	6	0	N/A	N/A	0	0	0
Delinquency-Life	0	0	0	0	N/A	N/A	0	0	0	0	N/A	N/A	0	0	0
Juvenile Revocations	0	0	0	0	N/A	N/A	0	0	0	N/A	N/A	N/A	N/A	N/A	0
Adult Misdemeanor*	497	470	209	706	N/A	N/A	122	5	197	0	0	1	0	2	3
Adult Felony Non-LWOP**	332	320	165	497	N/A	N/A	205	15	151	0	0	1	0	3	4
Adult LWOP	1	2	2	3	N/A	N/A	0	0	2	0	0	1	0	0	1
Capital***	0	0	0	0	N/A	N/A	0	0	0	0	0	0	0	0	0
Revocations	87	70	31	118	N/A	N/A	0	0	3	0	N/A	N/A	N/A	N/A	0
PCR	0	0	0	0	N/A	N/A	N/A	N/A	N/A	N/A	N/A	N/A	0	0	0
SOAP	0	0	0	0	N/A	N/A	N/A	N/A	N/A	N/A	N/A	N/A	N/A	N/A	0

NOTE: Charges columns include all charges filed in association with a particular Case Type, regardless of each charge's severity.

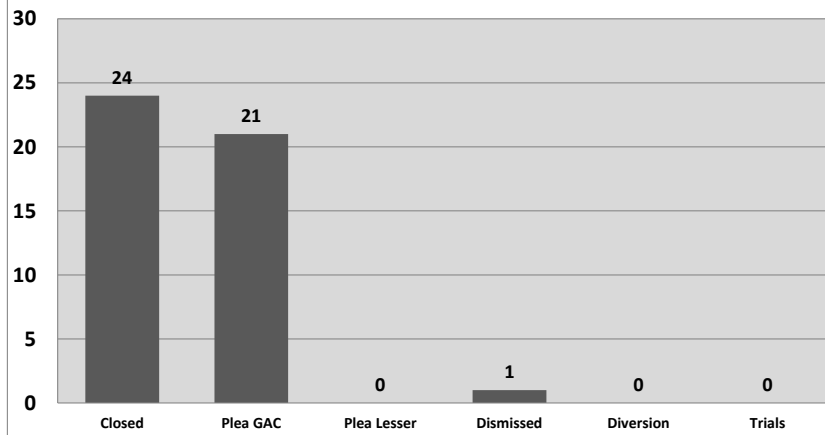
*Includes Traffic, Parish/Municipal Ordinances, Extradition and Unclassified Cases

**Life Without Parole

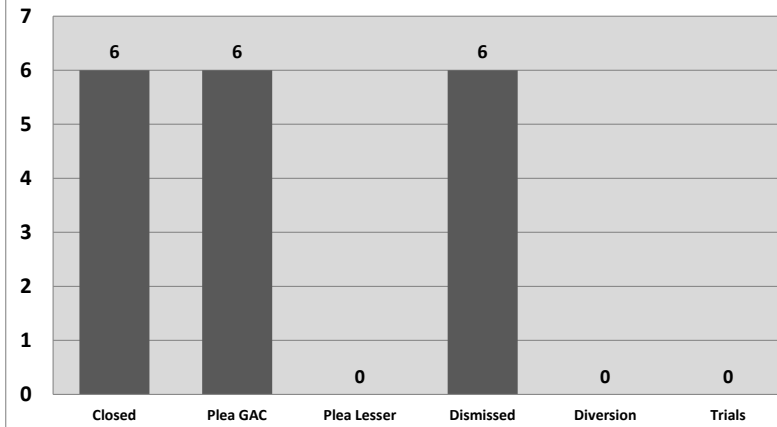
***Capital cases may include cases initially opened by the district office and transferred to a program office at some later stage in the proceedings.



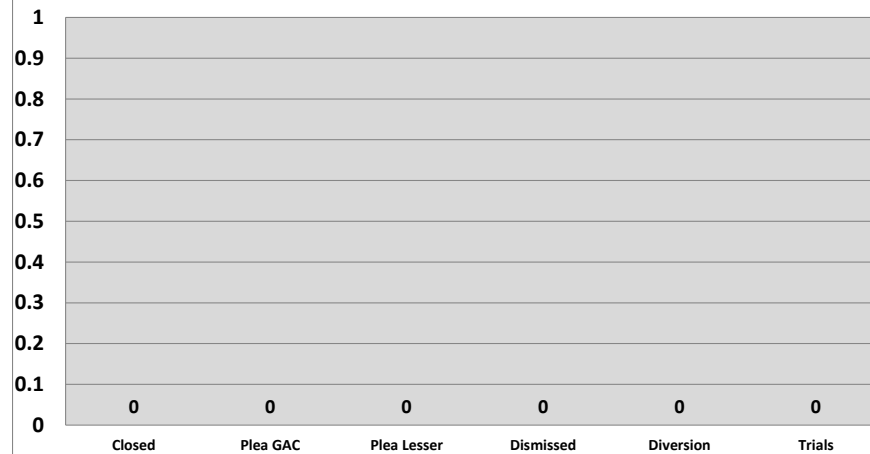
CY 2024 Delinquency Misdemeanor-Grade Outcomes



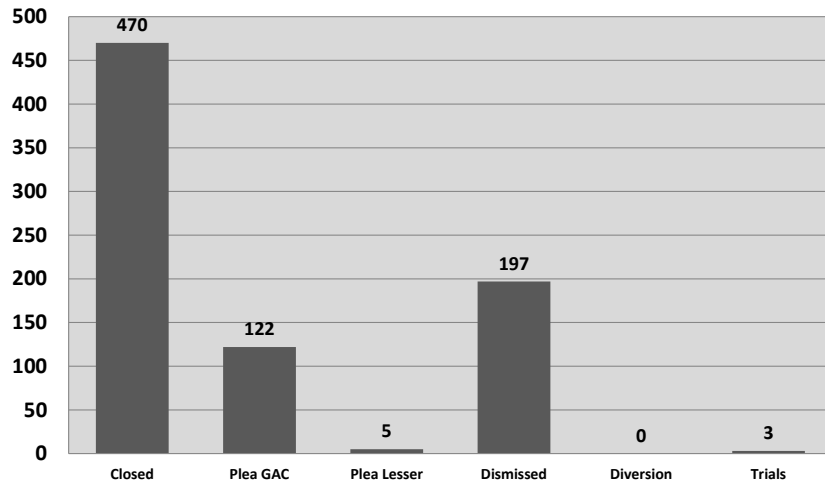
CY 2024 Delinquency Felony-Grade Outcomes



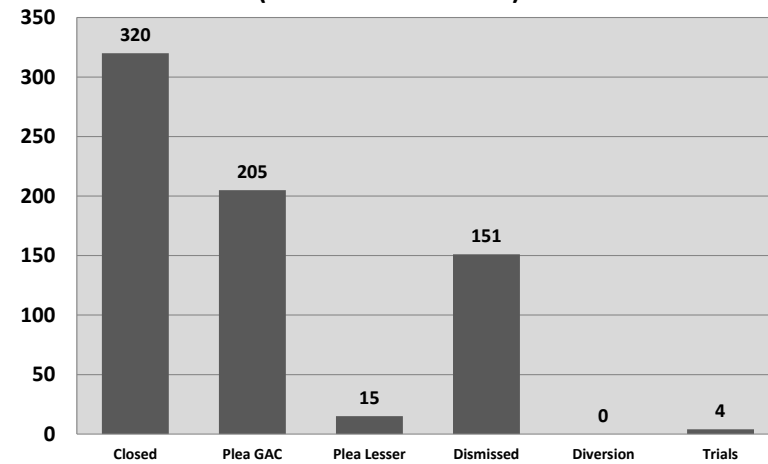
CY 2024 Delinquency Life Outcomes



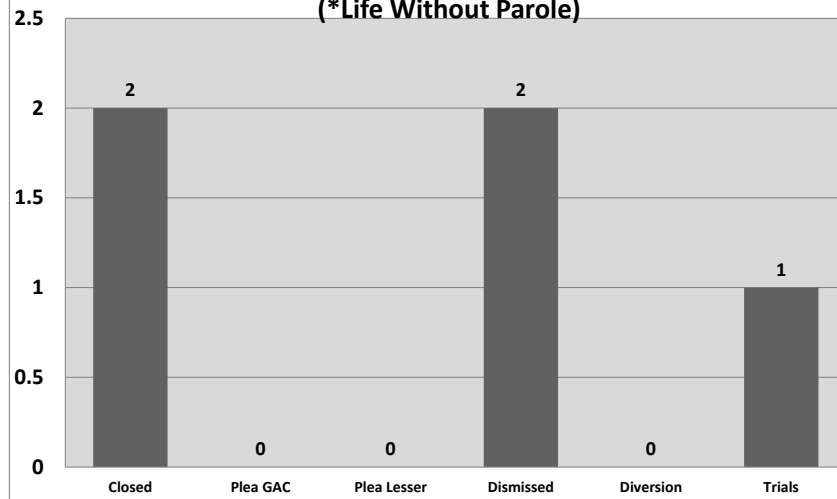
CY 2024 Adult Misdemeanor Outcomes




**CY 2024 Adult Felony Non-LWOP* Outcomes
(*Life Without Parole)**



**CY 2024 Adult Felony LWOP* Outcomes
(*Life Without Parole)**



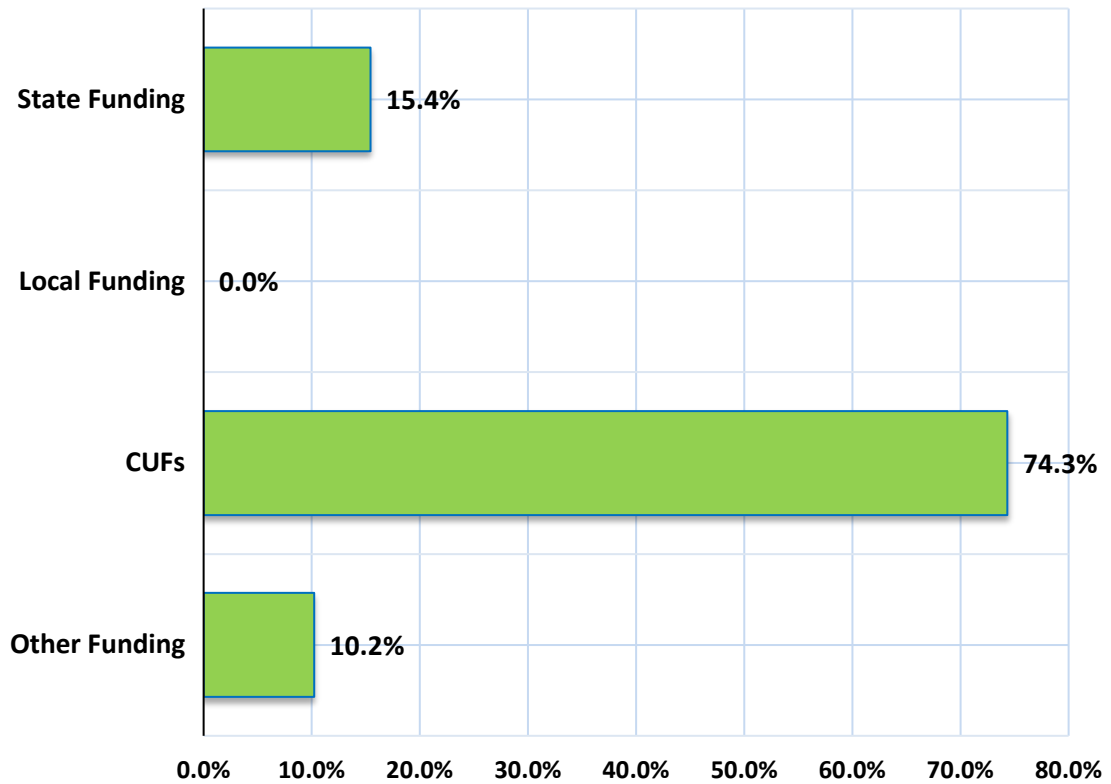
CY 2024 Capital Outcomes



District 42 CY2024	Total CY2024
District Defender: Brian McRae	
REVENUE	
Federal Government	
Grants - Direct	-
Grants - Indirect (pass thru State)	-
Total for Federal Government	-
State Government	
Department of Corrections	-
Child in Need of Care (CINC)	6,125.00
District Assistance Fund (DAF)	69,380.94
Supplemental/Emergency Funds	-
Grants	-
Other State Income -List source(s)	-
Total for State Government	75,505.94
Local Government	
Appropriations - General	-
Appropriations - Special	-
Taxes - Millages, Sales, Special, & Other	-
Condition of Probation	10,855.00
Criminal Bond Fees [\$2 per bonded case as per 15:85.1] and Surety Bond Licensing Fees [per 22:822 B]	24,054.50
Traffic Camera	-
Grants	-
Other Local Income -List source(s)	-
\$45 Special Court Costs [R.S. 15:168.B(1)] and \$35 Mayor's Court Costs	-
Criminal District Court	-
City & City-Ward Courts	-
Judicial District Courts	-
Juvenile Court	-
Mayor's Court (\$35 Special Court Costs for Mayor's Court Only)	4,777.50
Magistrates' Courts	-
Municipal Court	-
Parish Courts	-
Traffic Court	-
Non-itemized, lump sum collected and remitted by all courts	-
Non-Itemized lump sum assessed by the court; collected and remitted by the Sheriff(s)	307,943.00
Non-Itemized lump sum assessed by the court; collected and remitted by the Police Juries	-
Total for \$45 Special Court Costs [R.S. 15:168.B(1)] and \$35 Mayor's Court Costs	312,720.50
Charges For Services	
\$40 Indigent Defense Application Fees [as per 15:175 A (1)(f)]	13,061.10
Partial Attorney Fees Reimbursements [as per 15:176]	3,198.89
Other Reimbursements	-
Other Local Income -List source(s)	49,820.69
Total for Charges For Services	66,080.68
Total for Local Government	413,710.68
Investment Earnings	
Interest Income	274.25
Other Investment Income - List source(s)	-
Total for Investment Earnings	274.25
Other Sources (Grants & Contributions)	
Non-Profit Organizations	-
Private Organizations	-
Corporate	-
Other - List source(s)	-
Total for Other Sources (Grants & Contributions)	-
Total for REVENUE	489,490.87

District 42 CY2024	Total CY2024
District Defender: Brian McRae	
EXPENDITURES	
Personnel Services and Benefits	
Salaries	38,947.51
Accrued Leave	-
Payroll Taxes	2,979.49
Hospitalization and Disability Insurance	-
Retirement	-
Other	-
Total for Personnel Services and Benefits	41,927.00
Travel/Training	
Parking/Auto Tolls	-
Travel/Lodging/Per Diem/Mileage	-
Total for Travel/Training	-
Operating Services	
Advertisements	-
Workers' Compensation	-
Insurance - Malpractice	2,770.70
Insurance - Auto/Physical Liability	-
Insurance - Other	384.03
Lease - Office	9,600.00
Lease - Auto/Equipment	-
Lease - Other	-
Office Repair and Maintenance	-
Office - Telephone/Utilities/Postage/Internet	1,246.08
Dues and Seminars	-
Law Library/Journals/Subscriptions	-
Office Supplies	9,135.75
Total for Operating Services	23,136.56
Professional Services	
Audit/Accounting Expense	16,700.00
Contract Clerical	-
Expert Witness	1,250.00
Investigators	5,525.00
Interpreters	-
Social Workers	-
Capital Representation	-
Conflict	10,000.00
Contract - Juvenile Attorneys or CINC	37,750.00
Misdemeanor Attorney Contracts	32,000.00
Contract Attorneys - all other	271,500.00
IT/Technical Support	4,913.50
Total for Professional Services	379,638.50
Capital Outlay	
Major Acquisitions	2,000.00
Total for Capital Outlay	2,000.00
Other Charges	
Other Operating Expenses	39,421.01
Total for Other Charges	39,421.01
Total for EXPENDITURES	486,123.07
<p>"Please note that some data provided by the district have not been verified by OSPD. Some data in this report may change due to district corrections or revisions."</p>	

CY24 REVENUES



CY24 EXPENDITURES

